

HONDA

PARTS CATALOG

VF700C'84•'85•'86
Magna

AMERICAN HONDA MOTOR CO., INC.

© AMERICAN HONDA MOTOR CO., INC. 1993

PRINTED IN USA

April, 1993
Second Edition
14MB1EM

Table of Contents

	Grid	Page
How To Use This Catalog	A 2	II
Serial Numbers	A 3	IV
Construction Of Vehicle Identification Number (V.I.N.) ..	A 3	V
Color Tables	A 4	VI
Manuals	A 6	X
Model ID Photos	A 7	XII
Specifications	A 7	XIII
Bulk Hose	A 11	XX
Commonly Required Replacement Parts	A 12	XXII
Contents By Page No. Sequence	B 1	XXIV
Contents In Alphabetical Order	B 1	1
Part Groups		
Engine Group	C 1	2
Frame Group	F 1	66
Index		
Part Number Index	K 1	186
Description Index	L 1	206

14MB1EM © American Honda Motor Co., Inc. 1993 I

GRID

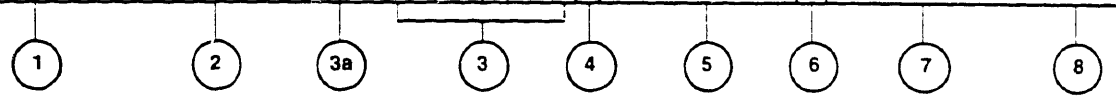
A1

How To Use This Catalog

This parts catalog is to be used when ordering replacement parts for the model (s) specified on the microfiche strip

CATALOG PAGE BREAKDOWN

REF. NO.	BLOCK NO.	E-1	MODEL APPLICATION							AREA CODE	ENGINE SERIAL NUMBER FROM TO	QTY REQ	PART NUMBER	HONDA CODE
			MODEL	MODEL	MODEL	MODEL	MODEL	MODEL	MODEL					
			1	1	1	1	1	1	1					
			9	9	9	9	9	9	9	9				
			8	8	8	8	8	8	8	8				
			4	5	6	7	4	5	6	7				



1. **REF NO.** — Reference number corresponding with the reference numbers on the illustrations. * All illustrations are representative only and do not necessarily correspond exactly to the actual part. "NI" signifies the part is not illustrated.

2. **DESCRIPTION** — Describes the part for the related part number. Abbreviations:
 ASSY. - Assembly L (100L) - Link (100 Links)
 COMP. - Complete A.C. - Alternating Current
 R. - Right D.C. - Direct Current
 L. - Left
 STD. - Standard IN - Inlet
 MM - Millimeter EX. - Exhaust
 G - Gram FR - Front
 T (22T) - Tooth RR - Rear
 (22 Teeth) HEX - Hexagonal
 A - Ampere A.M. - Attaching Mark
 V - Volt T.M. - Transcript Mark
 W - Watt C.D.I. - Capacitive Discharge Ignition
 KPH - Kilometer
 Per Hour WL - With Labeling
 MPH - Miles Per Hour WOL - Without Labeling

Decision for 'R' or 'L'.
 'R' or 'L' in the description of a part stands for the Right hand side or the Left hand side which is decided by the forward direction of travel of the vehicle

3. **MODEL APPLICATION** — Model application for the various models listed within the catalog. Single model applications will not require this section

3a. **MODEL YEAR GUIDE** — A guide to the part application. (prior to 1976 the guide reference is the model designation i.e., K0, K1, etc... For 1976 and above the guide reference is the last digit of the model year i.e., 1976=6; 1977=7; 1985=5 etc...)

4. **AREA CODE** — Area codes for parts that are unique to a particular area. Area codes are defined in the Serial Number application chart when applicable. This column will not be used in catalogs which do not include unique area codes

5. **SERIAL NUMBER** — Applies to Engine or Frame serial numbers depending on the section. The serial number of the vehicle (frame, engine, carburetor) should be checked prior to ordering parts for a specific unit. In cases where a part has been modified, the serial number of the vehicle bearing the modification is listed in the 'SERIAL NUMBER' column. The modification parts are controlled by each pertinent serial number below.

Engine serial number — Engine group parts (Block numbers beginning with 'E').

Carburetor identification number — Carburetor component parts.

Frame serial numbers — Frame group parts (Block numbers beginning with 'F') Serial number application chart and Serial number locations are provided.

Note: Some models may be controlled by one serial number only

How To Use This Catalog

6. **QTY REQ** — Quantity required per unit as specified.
 A. "N" in place of the quantity indicates AS REQUIRED
 B. "()" or "*" by the quantity required indicates "optional"

7. **PART NUMBER** — Part number corresponding to the reference numbers and application. Several part numbers may be listed under one (1) reference number. For your convenience the current supersede chain, as of print date, has been listed for you. Supersede chains are subject to change without notice.

MAKE-UP OF PART NUMBERS
 All parts are classified into two groups consisting of "GENERAL PARTS" and "STANDARD PARTS". All parts are numbered in accordance with system described below.

General Parts
 Example: Fork comp. Part No. 51105-GR1-700ZA
 Function No. 51
 Component No. 105
 Parts Classification No. GR1-
 Classification No. 700
 *Color Code ZA

Standard Parts
 Example: 8 x 8 Hex. Bolt Part No. 9200F-08018-1A
 Function No. 92
 Type No. 000
 Dimensions -08018-
 ISO Standard Designation 1
 Chemical Surface Treatment A

* The color code at the end of a General Part's part number indicate the color. However, color codes such as ZA, ZB, ZC onward except ZZ, do not indicate the color directly but refer to the notes "*" in the Description Column of this Parts Catalog Microfiche. If the color description is not indicated in the text, refer to the color table

8. **HONDA CODE** — The Honda Code is listed to the right of each Part Number.

A. **ADDITIONAL INFORMATION** — The table of contents located at the right of each microfiche grid lists sectioned titles in alphabetical order. Some microfiche will require separate tables of contents for the Engine and Frame sections which will be noted in a sub-heading; the introduction section (Row "A") of these microfiche will have the contents of the Engine Section on even number grids and the contents of the Frame Section on odd number grids.

NOTE:
 1. The Block No. listed in the upper right hand corner of the Description heading refers to a complete illustration page and it's text, and should not be confused with the GRID NO. when using microfiche
 2. Rear view mirrors are standard equipment on all street legal models.

Serial Numbers

Models and applicable serial numbers

Models and applicable serial Nos. given in this parts catalog can be identified as follows

Model	Area Code	Unique Area	Applicable Engine Serial No.	Applicable Frame Serial No.	Applicable Carburetor Identification No.
VF700C '84	A	EXCEPT CALIFORNIA	RC21E 2000021 To 2016382	RC210*EM000002 To EM014552	VD51E
VF700C '84	AC	CALIFORNIA	RC21E 2000019 To 2016862	RC211*EM000003 To EM002300	VD03A
VF700C '85	A	EXCEPT CALIFORNIA	RC21E 2100016 To 2110238	RC210*FM100006 To FM108900	VD06A
VF700C '85	AC	CALIFORNIA	RC21E 2100022 To 2108674	RC211*FM100007 To FM101325	VD07A
VF700C '86	A	EXCEPT CALIFORNIA	RC21E 2200005 To 2209873	RC210*GM200003 To GM208928	VD06B
VF700C '86	AC	CALIFORNIA	RC21E 2200011 To 2210193	RC211*GM200001 To GM201250	VD07B

Construction of Vehicle Identification Number (V.I.N.)

(Example) W.M.I. V.D.S. V.I.S. W.M.I. ... World manufacturer identifier
 J H 2 R C 0 4 0 • B M 2 0 0 0 0 1 V.D.S. ... Vehicle descriptor section
 V.I.S. ... Vehicle indicator section

Sequential Production number

Plant representation

- A ... OHIO factory in U.S.A.
- B ... AALST factory in BELGIUM
- C ... SAITAMA factory in JAPAN
- D ... GUADALAJARA factory in MEXICO
- E ... MONTESA factory in SPAIN
- F ... ATESSA factory in ITALY
- K ... KUMAMOTO factory in JAPAN
- M ... HAMAMATSU factory in JAPAN
- R ... MANAUS factory in BRAZIL
- S ... SUZUKA factory in JAPAN
- T ... TOCHIGI factory in JAPAN

Model year

(Example)

B .. 1981 C .. 1982 D .. 1983 X .. 1999

<Except I.O.Q.U>

Check digit

This code is used to detect errors in the V.I.N. and consists of a single-digit number (0-9) or a letter "X". It has no direct bearing upon the V.D.S. and V.I.S.

Vehicle description code

(Example) RC040 ... CB750F NC030 ... CB400T

Refer to: SERIAL NUMBERS

Make and Type of vehicle

- JH2 ... HONDA, Motorcycle (Manufactured in JAPAN)
- 1HF ... HONDA, Motorcycle (Manufactured in U.S.A.)
- YC1 ... HONDA, Motorcycle (Manufactured in BELGIUM)
- 9C2 ... HONDA, Motorcycle (Manufactured in BRAZIL)
- 3H1 ... HONDA, Motorcycle (Manufactured in MEXICO)
- VTM ... HONDA, Motorcycle (Manufactured in SPAIN)
- ZDC ... HONDA, Motorcycle (Manufactured in ITALY)
- JH3 ... HONDA, All terrain vehicle (Manufactured in JAPAN)
- 478 ... HONDA, All terrain vehicle (Manufactured in U.S.A.)

Any change or modification of parts is directly related to the V.D.S. and V.I.S.

A V.I.S. number will appear in the "Serial No." column of the Parts Catalog if a part is changed or modified.

COMMENT:

This example is generic and applies to 1981 and newer vehicles. 1980 models and prior are referred to as "FRAME NUMBERS" and the construction is designed by using the model designation or code followed by a sequential number.

Color Tables

Color Chart

- (WL) = Stripes and labels other than caution labels are included in parts whose part name end in (WL)
- (WOL) = Stripes and labels are not included in parts whose part name end in (WOL)

COLOR CODE TABLE (Color Descriptions omitted from the main text of the catalog)

TYPE OF PARTS	COLOR CODE	COLOR DESCRIPTION
PAINTED PARTS	A	WHITE
	B	BLACK
	C	SCARLET
	E	ROYAL BLUE
	N	DARK BLUE
	Q	MARUEM BLUE
	R	IVORY YELLOW
	S	DARK SILVER
	T	METALLIC SILVER
	XW	CHROME
	Z	PRIMER
	ZZ	PRIMER
	VINYL PARTS	A
B		BLUE
D		LIGHT BLUE
E		SCARLET
G		DARK ROSE
N		ELEPHANT GRAY & IVORY
Q		WHITE
V		IVORY

Color Tables

Color Application Chart

- When order a part of a particular color or type, refer to the chart below for the model color and color label application.
- (WL) = Stripes and labels other than caution labels are included in parts whose part name end in (WL)
- (WOL) = Stripes and labels are not included in parts whose part name end in (WOL)

MODEL	VF700C _E '84	
COLOR	Black-Z	Candy Andromeda Red
COLOR CODE	NH-1-Z	R-131C-U
BODY COMP., FRAME A/C: A	NH-1	NH-1
BODY COMP., FRAME A/C: AC	NH-1	NH-1
COVER SET, R SIDE	NH-1-Z	R-131C-U
COVER SET, L SIDE	NH-1-Z	R-131C-U
FORK ASSY., RR	NH-1	NH-1
MARK, DRIVE CAUTION	A-73	A-73
SUB FRAME COMP A/C: AC	NH-1	NH-1
TANK COMP., FUEL	NH-1-Z	R-131C-U
TANK COMP., FUEL	NH-1-Z	R-131C-U

Note: When applicable "From" and "To" followed by a Serial Number in the Description column indicates the application range when present. "A/C" followed by a code indicates the Area Code

Color Tables

Color Application Chart

- When order a part of a particular color or type, refer to the chart below for the model color and color label application
- (WL) = Stripes and labels other than caution labels are included in parts whose part name end in (WL)
- (WOL) = Stripes and labels are not included in parts whose part name end in (WOL).

MODEL	VF700C, '85	
COLOR LABEL	NH1Z	R130
COLOR	Black-Z	Candy Scorpio Red
COLOR CODE	NH-1-Z	R-130C-U
ARM ASSY., SWING	NH-1	NH-1
BODY COMP., FRAME A/C: A	NH-1	NH-1
BODY COMP., FRAME A/C: AC	NH-1	NH-1
COVER SET, R SIDE	NH-1-Z	R-130C-U
COVER SET, L SIDE	NH-1-Z	R-130C-U
COWL RR	NH-1-Z	R-130C-U
FENDER COMP. (A)	NH-1-Z	R-130C-U
MARK, DRIVE CAUTION	A-73	A-73
TANK SUB ASSY., FUEL A/C: A	NH-1-Z	R-130C-U
TANK SUB ASSY., FUEL A/C: AC	NH-1-Z	R-130C-U

Note: When applicable, "From" and "To" followed by a Serial Number in the Description column indicates the application range when present. "A/C" followed by a code indicates the Area Code.

Color Tables

Color Application Chart

- When order a part of a particular color or type, refer to the chart below for the model color and color label application.
- (WL) = Stripes and labels other than caution labels are included in parts whose part name end in (WL).
- (WOL) = Stripes and labels are not included in parts whose part name end in (WOL).

MODEL	VF700C _G , '86	
COLOR LABEL	NH1Z	R101
COLOR	Black-Z	Candy Glory Red
COLOR CODE	NH-1-Z	R-101C-U
ARM ASSY., SWING	NH-1	NH-1
BODY COMP., FRAME A/C: A	NH-1	NH-1
COVER SET, R SIDE	NH-1-Z	R-101C-U
COVER SET, L SIDE	NH-1-Z	R-101C-U
COWL RR	NH-1-Z	R-101C-U
FENDER COMP. (A)	NH-1-Z	R-101C-U
MARK, DRIVE CAUTION	A-73	A-73
TANK SUB ASSY., FUEL A/C: A	NH-1-Z	R-101C-U
TANK SUB ASSY., FUEL A/C: AC	NH-1-Z	R-101C-U


Note: When applicable, "From" and "To" followed by a Serial Number in the Description column indicates the application range when present. "A/C" followed by a code indicates the Area Code.

Manuals


DESCRIPTION	PART NUMBER	HONDA CODE
SERVICE MANUAL, VF750/700'82-85	61MB004	1844505
SERVICE MANUAL, VF700C'85	61MK300	1844471
SERVICE MANUAL, VF700C'86	61MK301	2150894
SERVICE MANUAL, VF700C'86	61MK301	2150894
OWNER'S MANUAL, VF700C'84	31MB1610	1724251
OWNER'S MANUAL, VF700C'85	31MK3600	1844489
OWNER'S MANUAL, VF700C'86	31MK3610	2150902

Memo

Model ID Photo



VF700C'84 MAGNA




VF700C'85 MAGNA

Specifications


SECTION/SUBJECT	VF700C'84	VF700C'85
ENGINE		
Cylinder	Four Cylinder	Four Cylinder
Strokes	4-Stroke	4-Stroke
Cooling	Liquid Cooled	Liquid Cooled
Camshaft	DOHC	DOHC
Valves per cylinder	4-Valve	4-Valve
Displacement	699cc	699cc
Lubrication system	Wet Sump	Wet Sump
Carburetor	C V A ACVD50E VD02A 32 30mm	C V A ACVD06A VD02A 32 30mm
Main jet	≐ 122 ≐ 130	FR RR ≐ 95 ≐ 96
Slow jet	≐ 40	≐ 40
TRANSMISSION		
Transmission type	Manual	Manual
Transmission speeds	6-Speed	6-Speed
Clutch	Manual	Manual
Shift pattern	1-N-2-3-4-5-OD	1-N-2-3-4-5-OD
CHASSIS		
Fuel tank capacity (Std)	3.7gal	3.6gal
Fuel tank capacity (Res)	1.1gal	0.9gal
Air filter type	Paper	Paper
Drive chain	Shaft Drive	Shaft Drive
Front Brake	Double Disc	Double Disc
Rear Brake	Internal expand shoe	Internal expand shoe
Front tire	110 90-18 61H	110 90-18 61H
Tire pressure	32PSI	32PSI
Rear tire	130 90-16 67H	130 90-16 67H
Tire pressure	40PSI	40PSI
SERVICE/TUNING		
Valve clearance		
Intake	0.15mm (0.006")	0.15mm (0.006")
Exhaust	0.15mm (0.006")	0.15mm (0.006")
Ignition type	Fully Transitionized	Fully Transitionized
Points gap	Ignition	Ignition
Spark plug gap	0.8-0.9mm (0.031-0.035")	0.8-0.9mm (0.031-0.035")
LUBRICATION		
Recommended fuel	86+Octane	86+Octane

(Continued)

Model ID Photo



VF700C'84 MAGNA




VF700C'85 MAGNA

Specifications

SECTION/SUBJECT	VF700C'84	VF700C'85
LUBRICATION (continued)		
Engine oil - Pro Honda		
GN4 10W40	P N 08206-0001	P N 08206-0001
GN4 20W50	P N 80206-0002	P N 80206-0002
Engine oil capacity		
After draining	3 ltrs	3 ltrs
After reassembly	3.2 ltrs	3.2 ltrs
Coolant type	P N CU08730	P N CU08730
Coolant ratio	50:50	50:50
Drive shaft and final gear case		
Pro Honda shaft drive oil	P N 08208-0080	P N 08208-0080
Fork oil		
Pro Honda	P N 08208-0010	P N 08208-0010
Viscosity	10W	10W
Capacity after draining	R L 340-360cc	R L 545-560cc

Model ID Photo




VF700C'86 MAGNA

Specifications

SECTION/SUBJECT	VF700C'86
ENGINE	
Cylinder	Four Cylinder
Strokes	4-Stroke
Cooling	Liquid Cooled
Camshaft	DOHC
Valves per cylinder	4-Valve
Displacement	699cc
Lubrication system	Wet Sump
Carburetor	C V A-ACVD06B VD07B 32 30mm
Main jet	FR RR #95 #98
Slow jet	#38
TRANSMISSION	
Transmission type	Manual
Transmission speeds	6-Speed
Clutch	Manual
Shift pattern	1-N-2-3-4-5-OD
CHASSIS	
Fuel tank capacity (Std)	3.6gal
Fuel tank capacity (Res)	0.9gal
Air filter type	Paper
Drive chain	Shaft Drive
Front Brake	Double Disc
Rear Brake	Internal expand shoe
Front tire	110 90-18 61H
Tire pressure	32PSI
Rear tire	140 90-15 71H
Tire pressure	32PSI
SERVICE/TUNING	
Valve clearance	
Intake	0.15mm (0.006")
Exhaust	0.15mm (0.006")
Ignition type	Fully Transistorized
Points gap	Ignition
Spark plug gap	0.8-0.9mm (0.031-0.035")
LUBRICATION	
Recommended fuel	86+ Octane

(Continued)

Model ID Photo



VF700C'86 MAGNA

Specifications

SECTION/SUBJECT	VF700C'86
LUBRICATION (continued)	
Engine oil - Pro Honda. GN4 10W40 GN4 20W50 Engine oil capacity After draining After reassembly	P N 08206-0001 P N 80206-0002 3.1qts 3.2qts
Coolant type Coolant ratio	P N CU08730 50 50
Drive shaft and final gear case. Pro Honda shaft drive oil	P N 08208-0080
Fork oil. Pro Honda Viscosity Capacity after draining	P N 08208-0010 10W R. L 545 560cc

Bulk Hose

BULK HOSE CROSS REFERENCE CHART

To convert a cut hose part number to the equivalent of roll hose simply match the two part numbers using the following chart, cutting the required length indicated by the cut hose part number.

FUEL HOSE		VACUUM HOSE	
CURRENT CATALOG LISTING	BULK HOSE PART NUMBER	CURRENT CATALOG LISTING	BULK HOSE PART NUMBER
95001-35 --- 2	95001-35003-20M	95005-35 --- 2	95005-35008
95001-35 --- 4	95001-35003-40M	95005-35 --- 3	
95001-45 --- 2	95001-45003-20M	95005-35 --- 1	
95001-45 --- 4	95001-45008-40M	95005-45 --- 2	95005-45008-10M
95001-55 --- 2	95001-55008-20M	95005-45 --- 3	
95001-55 --- 4	95001-55008-40M	95005-50 --- 3	95005-50003-30M
95001-75 --- 4	95001-75008-40M	95005-55 --- 2	
		95005-70 --- 3	
		95005-75 --- 1	95005-75003-10M
		95005-75 --- 2	
		95005-80 --- 1	95005-80008-10M
		95005-80 --- 2	
		95005-80 --- 3	
		95005-12 --- 2	95005-12003-10M

ORDERING INFORMATION

FUEL HOSE

PART NUMBER	H/C	INSIDE DIAMETER	ROLL LENGTH
95001-35003-20M	2380533	3.5 mm	3M (9.9ft)
95001-35003-40M	2380541	3.5 mm	3M (9.9ft)
95001-45003-20M	2380558	4.5 mm	3M (9.9ft)
95001-45008-30M	2324986	4.5 mm	8M (26.4ft)
95001-55008-20M	2386134	5.3 mm	8M (26.4ft)
95001-55008-30M	2385896	5.3 mm	8M (26.4ft)
95001-75003-20M	2385094	7.5 mm	3M (9.9ft)
95001-75003-30M	2385904	7.5 mm	3M (9.9ft)

VACUUM HOSE

PART NUMBER	H/C	INSIDE DIAMETER	ROLL LENGTH
95005-35008-10M	2325058	3.5 mm	8M (25.4ft)
95005-45008-10M	2325082	4.5 mm	8M (26.4ft)
95005-50003-30M	2380608	5.0 mm	3M (9.9ft)
95005-55008-10M	2386886	5.5 mm	8M (26.4ft)
95005-65003-20M	2380624	6.5 mm	3M (9.9ft)
95005-75003-10M	2380640	7.3 mm	3M (9.9ft)
95005-80008-10M	2325108	8.0 mm	8M (26.4ft)
95005-12003-10M	2380657	12.0 mm	3M (9.9ft)
95005-14003-20M	2380665	14.0 mm	3M (9.9ft)

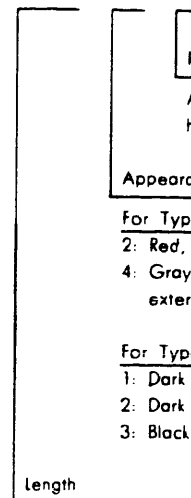
CAUTION: Damage to vacuum hose will result from contact with fuel. Do not use vacuum hose in place of fuel hose.

Bulk Hose

CONSTRUCTION OF FUEL AND VACUUM HOSE PART NUMBER

Part Number
(Example)

9 5 0 0 1 - 7 5 0 0 8 - 4 0 M



Roll Hose

All Roll hose Part Numbers have an "M" in this position

Appearance Code Key

For Type 1 ONLY Fuel:

- 2: Red, braided exterior
- 4: Gray with red stripe, smooth exterior

For Type 5 ONLY Vacuum:

- 1: Dark gray, smooth exterior
- 2: Dark gray, smooth exterior
- 3: Black, smooth exterior

Length

Cut Hose = length is in millimeters (mm)

Bulk Hose = length is in meters (M)

Inside Diameter Code

- 12 = 12.0mm
- 35 = 3.5mm
- 45 = 4.5mm
- 50 = 5.0mm
- 55 = 5.3mm or 5.5mm
- 70 = 7.0mm
- 75 = 7.3mm or 7.5mm
- 80 = 8.0mm

Type Code Key

- 1 = Fuel Hose
- 5 = Vacuum Hose

CAUTION: Damage to vacuum hose will result from contact with fuel. Do not use vacuum hose in place of fuel hose.

COMMONLY REQUIRED REPLACEMENT PARTS

Ref. No. DESCRIPTION		VF700C			AREA CODE	SERIAL NUMBER FROM TO	QTY REQ	PART NUMBER	HONDA CODE
		1	1	1					
		9	9	9					
4 = VF700C'84 5 = VF700C'85 6 = VF700C'86		4	5	6					
BATTERY (12V 14AH YUASA)		4					1	31500-MB1-671	1246115
BATTERY (12V 14AH YUASA)		4					1	31500-MB1-672	3046406
BATTERY (12V 14AH YUASA)			5	6			1	31500-MB1-671	1246115
BATTERY (12V 14AH YUASA)			5	6			1	31500-MB1-672	3046406
BULB, HEADLIGHT (H4 JA12V60/55W)		4	5	6			1	34901-MC7-601	1288612
BULB, TAILLIGHT (STANLEY) (12V 27/8W)		4					1	34906-425-771	0924134
BULB, TURN SIGNAL (12V 23W)		4	5	6			2	34905-268-671	0145318
CABLE, SPEEDOMETER INNER		4					1	44831-ME1-670	1756733
CABLE, SPEEDOMETER INNER			5	6			1	44831-ME1-670	1756733
DISK, CLUTCH FRICTION		4	5	6			6	22201-MB0-003	1242551
DISK, CLUTCH FRICTION		4	5	6			6	22201-MM5-000	3143401
FILTER, OIL		4					1	15410-MB0-003	1241702
FILTER, OIL		4	5	6			1	15410-MJ0-003	1689611
FILTER, OIL		4	5	6			1	15410-MJ0-004	3481355
FUSE B (10A)		4					1	98200-21000	0562793
FUSE B (15A)		4					5	98200-21500	0252387
FUSE F (30A)		4					2	98200-53000	0412676
FUSE, BLADE (10A)			5	6			6	98200-31000	1644228
FUSE, BLADE (15A)			5	6			3	98200-31500	1644244
FUSE, BLADE (30A)			5	6			2	98200-33000	1644251
GASKET SET		4	5				4	16010-MB4-621	1426014
GASKET SET		4	5	6			4	16010-MB4-622	2249340
GASKET SET		4	5	6			4	16010-MB6-305	3911518
GASKET SET		4	5	6			4	16010-MB6-681	2076362
GRIP, L. HANDLEBAR		4					1	53166-MB1-000	1249796
GRIP, R. HANDLEBAR		4					1	53165-MB1-000	1249788
GRIP, R. HANDLEBAR			5	6			1	53168-MK3-315	2391266
HANDLEBAR		4					1	53100-MB1-870	1723436
HANDLEBAR			5	6			1	53100-MK3-000	2022408
HANDLEBAR, COMP., R.		4					1	53175-MJ6-006	1776590

COMMONLY REQUIRED REPLACEMENT PARTS

Ref. No. DESCRIPTION		VF700C			AREA CODE	SERIAL NUMBER FROM TO	QTY REQ	PART NUMBER	HONDA CODE
		1	1	1					
		9	9	9					
4 = VF700C'84 5 = VF700C'85 6 = VF700C'86		4	5	6					
HEADLIGHT UNIT		4	5	6			1	33120-ME5-670	1390517
KEY, BLANK (TYPE 1)		4	5	6			(1)	35121-KW3-771	3029840
KEY, BLANK (TYPE 1)		4	5	6			(1)	35121-MA6-811	1246750
KEY, BLANK (TYPE 2)		4	5	6			(1)	35122-KW3-771	3029857
KEY, BLANK (TYPE 2)		4	5	6			(1)	35122-MA6-811	1246768
LENS, TAILLIGHT			5	6			1	33702-MK3-671	2020246
LENS, TURN SIGNAL		4	5	6			4	33402-MB1-003	1260397
MIRROR, L.		4	5				1	88120-MB1-701	1292069
MIRROR, L.		4	5	6			1	88120-MB1-702	2094779
MIRROR, R.		4	5				1	88110-MB1-701	1292051
MIRROR, R.		4	5	6			1	88110-MB1-702	2094761
PLUG, SPARK (DPR7EA-9 NGK)		4	5	6			(2)	98069-57916	1103076
PLUG, SPARK (DPR7EA-9 NGK)		4	5				(2)	98069-57916	1103076
PLUG, SPARK (DPR7EA-9 NGK)				6			(2)	98069-57916	1103076
PLUG, SPARK (DPR7EA-9 NGK)				6			(2)	98069-57916	1103076
PLUG, SPARK (DPR8EA-9 NGK)		4	5	6			2	98069-58916	1103084
PLUG, SPARK (DPR8EA-9 NGK)		4	5				2	98069-58916	1103084
PLUG, SPARK (DPR8EA-9 NGK)				6			2	98069-58916	1103084
PLUG, SPARK (DPR8EA-9 NGK)				6			2	98069-58916	1103084
PLUG, SPARK (DPR9EA-9 NGK)		4	5	6			(2)	98069-59916	1103092
PLUG, SPARK (DPR9EA-9 NGK)		4	5				(2)	98069-59916	1103092
PLUG, SPARK (DPR9EA-9 NGK)				6			(2)	98069-59916	1103092
PLUG, SPARK (DPR9EA-9 NGK)				6			(2)	98069-59916	1103092
PLUG, SPARK (X22EPR-U9 ND)		4	5				(2)	98069-57926	1096817
PLUG, SPARK (X22EPR-U9 ND)				6			(2)	98069-57926	1096817
PLUG, SPARK (X24EPR-U9 ND)		4	5				2	98069-58926	1096825
PLUG, SPARK (X24EPR-U9 ND)		4	5				2	98069-58926	1096825
PLUG, SPARK (X24EPR-U9 ND)				6			2	98069-58926	1096825
PLUG, SPARK (X24EPR-U9 ND)				6			2	98069-58926	1096825
PLUG, SPARK (X27EPR-U9 ND)		4	5				(2)	98069-59926	1096833

COMMONLY REQUIRED REPLACEMENT PARTS

4 = VF700C'84 5 = VF700C'85 6 = VF700C'86		VF700C			AREA C O D E	SERIAL NUMBER	Q T Y R E Q	PART NUMBER	HONDA C O D E
		1 9 8 4	1 9 8 5	1 9 8 6					
Ref. No.	DESCRIPTION	4	5	6	FROM	TO			
	PLUG, SPARK (X27EPR-U9 ND)			6	-----	-----	(2)	98069-59926	1096833
	PLUG, SPARK (X27EPR-U9 ND)			6	-----	-----	(2)	98069-59926	1096833

COMMONLY REQUIRED REPLACEMENT PARTS

4 = VF700C'84 5 = VF700C'85 6 = VF700C'86		VF700C			AREA C O D E	SERIAL NUMBER	Q T Y R E Q	PART NUMBER	HONDA C O D E
		1 9 8 4	1 9 8 5	1 9 8 6					
Ref. No.	DESCRIPTION	4	5	6	FROM	TO			

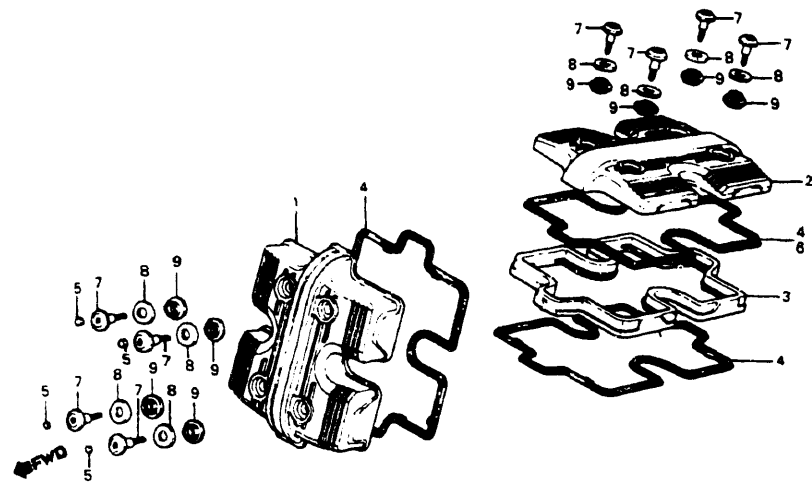
CONTENTS BY PAGE NO. SEQUENCE

PAGE TITLE	PAGE	GRID	PAGE TITLE	PAGE	GRID
CYLINDER HEAD COVER	2	C1	MUFFLER-85-86	142	I3
FRONT CYLINDER HEAD-84-85	3	C1	BRAKE PEDAL • GEARSHIFT PEDAL	144	I4
REAR CYLINDER HEAD-84-85	6	C3	FOOTPEGS	146	I5
FRONT CYLINDER HEAD-86	9	C4	SIDE STAND • MAIN STAND	148	I6
REAR CYLINDER HEAD-86	12	C6	SWINGARM	150	I7
CAMSHAFT • VALVE	14	C7	REAR SHOCK ABSORBER	153	I8
CAM CHAIN • TENSIONER	16	C8	REAR FENDER • SPARK UNIT-84	155	I9
RIGHT CRANKCASE COVER	19	C9	REAR FENDER-85-86	157	I10
CLUTCH	21	C10	TURN SIGNAL	160	I12
PULSE ALTERNATOR • STARTER CLUTCH	24	C12	TAILLIGHT-84	164	J2
ALTERNATOR	26	D1	TAILLIGHT-85-86	166	J3
LEFT CRANKCASE COVER • WATER			WIRE HARNESS • IGNITION COIL	168	J4
PUMP	28	D2	RADIATOR-84	170	J5
STARTER MOTOR	30	D3	RADIATOR-85-86	173	J6
OIL FILTER • OIL PAN • OIL PUMP	31	D3	FRAME	176	J8
CYLINDER BLOCK	34	D5	TOOLS	180	J10
CRANKSHAFT • PISTON	38	D7	CANISTER-84-85	182	J11
TRANSMISSION	44	D10	CANISTER-86	184	J12
GEARSHIFT DRUM	46	D11			
WATER PIPE • THERMOSTAT	48	D12			
CROSS SHAFT	50	E1			
CARBURETOR ASSY. (LINK)	52	E2			
CARBURETOR COMP. PARTS	57	E4			
AIR INJ. CONTROL VALVE	60	E6			
GASKET KIT A	62	E7			
GASKET KIT B	63	E7			
HEADLIGHT	66	F1			
INSTRUMENTS-84	68	F2			
INSTRUMENTS-85-86	70	F3			
SWITCHES • CABLES	73	F4			
FRONT BRAKE MASTER • CYLINDER	76	F6			
CLUTCH MASTER CYLINDER	78	F7			
HANDLEBAR • TOP BRIDGE	80	F8			
STEERING STEM • HORN	84	F10			
FRONT FENDER	86	F11			
FRONT SHOCK ABSORBER	87	F11			
FRONT BRAKE CALIPER-84	94	G3			
FRONT BRAKE CALIPER-85-86	96	G4			
FRONT WHEEL-84	98	G5			
FRONT WHEEL-85-86	100	G6			
REAR BRAKE PANEL	102	G7			
REAR WHEEL	104	G8			
FINAL DRIVEN GEAR	106	G9			
FUEL TANK-84	111	G11			
FUEL TANK-85-86	114	H1			
SEAT-84	117	H2			
SEAT-85-86	119	H3			
SIDE COVER • RECTIFIER-84	121	H4			
SIDE COVER-85-86	124	H6			
BATTERY • FUEL PUMP-84	127	H7			
BATTERY • FUEL PUMP	130	H9			
AIR CLEANER-84	132	H10			
AIR CLEANER-85-86	136	H12			
MUFFLER-84	139	I1			

CONTENTS IN ALPHABETICAL ORDER

PAGE TITLE	PAGE	GRID	PAGE TITLE	PAGE	GRID
AIR CLEANER 84	132	H10	OIL FILTER	31	D3
AIR CLEANER 85-86	136	H12	OIL PAN	31	D3
AIR INJ. CONTROL VALVE	60	E6	OIL PUMP	31	D3
ALTERNATOR	26	D1	PISTON	38	D7
BATTERY	130	H9	PULSE ALTERNATOR	24	C12
BATTERY 84	127	H7	RADIATOR 84	170	J5
BRAKE CALIPER, FR. 84	94	G3	RADIATOR 85-86	173	J6
BRAKE CALIPER, FR. 85-86	96	G4	RECTIFIER 84	121	H4
BRAKE MASTER, FR.	76	F6	SEAT 84	117	H2
BRAKE PANEL, RR.	102	G7	SEAT 85-86	119	H3
BRAKE PEDAL	144	I4	SHOCK ABSORBER, FR.	87	F11
CABLES	73	F4	SHOCK ABSORBER, RR.	153	I8
CAM CHAIN	16	C8	SIDE COVER 84	121	H4
CAMSHAFT	14	C7	SIDE COVER 85-86	124	H6
CANISTER 84-85	182	J11	SIDE STAND	148	I6
CANISTER 86	184	J12	SPARK UNIT 84	155	I9
CARBURETOR ASSY. (LINK)	52	E2	STARTER CLUTCH	24	C12
CARBURETOR COMP. PARTS	57	E4	STARTER MOTOR	30	D3
CLUTCH	21	C10	STEERING STEM	84	F10
CLUTCH MASTER CYLINDER	78	F7	SWINGARM	150	I7
CRANKCASE COVER, L	28	D2	SWITCHES	73	F4
CRANKCASE COVER, R	19	C9	TAILLIGHT 84	164	J2
CRANKSHAFT	38	D7	TAILLIGHT 85-86	166	J3
CROSS SHAFT	50	E1	TENSIONER	16	C8
CYLINDER	76	F6	THERMOSTAT	48	D12
CYLINDER BLOCK	34	D5	TOOLS	180	J10
CYLINDER HEAD COVER	2	C1	TOP BRIDGE	80	F8
CYLINDER HEAD, FR. 84-85	3	C1	TRANSMISSION	44	D10
CYLINDER HEAD, FR. 86	9	C4	TURN SIGNAL	160	I12
CYLINDER HEAD, RR. 84-85	6	C3	VALVE	14	C7
CYLINDER HEAD, RR. 86	12	C6	WATER PIPE	48	D12
FENDER, FR.	86	F11	WATER PUMP	28	D2
FENDER, RR. 84	155	I9	WHEEL, FR. 84	98	G5
FENDER, RR. 85-86	157	I10	WHEEL, FR. 85-86	100	G6
FINAL DRIVEN GEAR	106	G9	WHEEL, RR.	104	G8
FOOTPEGS	146	I5	WIRE HARNESS	168	J4
FRAME	176	J8			
FUEL PUMP	130	H9			
FUEL PUMP 84	127	H7			
FUEL TANK 84	111	G11			
FUEL TANK 85-86	114	H1			
GASKET KIT A	62	E7			
GASKET KIT B	63	E7			
GEARSHIFT DRUM	46	D11			
GEARSHIFT PEDAL	144	I4			
HANDLEBAR	80	F8			
HEADLIGHT	66	F1			
HORN	84	F10			
IGNITION COIL	168	J4			
INSTRUMENTS 84	68	F2			
INSTRUMENTS 85-86	70	F3			
MAIN STAND	148	I6			
MUFFLER 84	139	I1			
MUFFLER 85-86	142	I3			

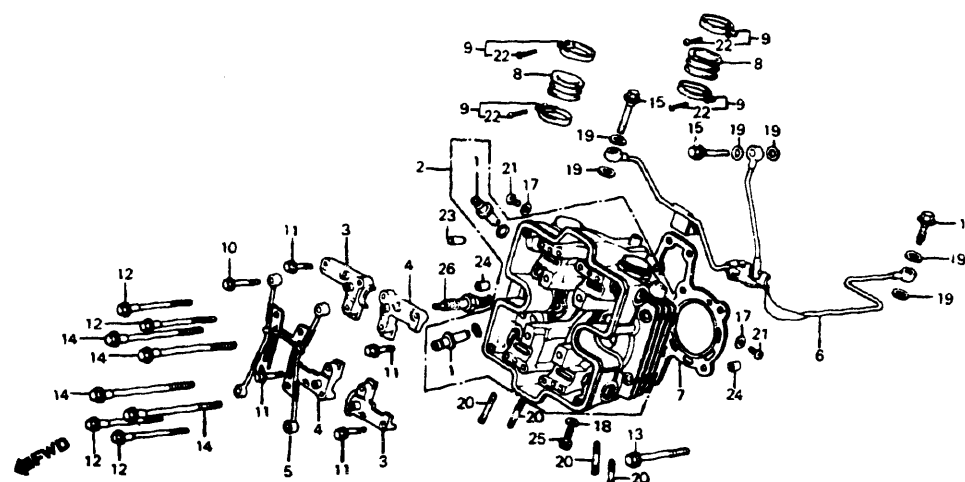
CYLINDER HEAD COVER



E14MB1E01

Ref. No.	BLOCK NO. DESCRIPTION	E-1	VF700C			AREA CODE	ENGINE SERIAL NUMBER		QTY REQ	PART NUMBER	HONDA CODE
			1	5	6		FROM	TO			
1	COVER A, CYLINDER HEAD	4 5	--					1	12311-MB0-000	1240985	
	COVER A, CYLINDER HEAD				6			1	12311-MK3-770	2246908	
2	COVER B, CYLINDER HEAD	4 5	--					1	12321-MB0-000	1240993	
	COVER B, CYLINDER HEAD				6			1	12321-MK3-770	2246916	
3	BASE, HEAD COVER	4	--					1	12341-MB0-000	1241009	
	BASE, HEAD COVER			5				1	12341-MB0-010	2155679	
	BASE, HEAD COVER				6			1	12341-MK3-770	2257285	
4	GASKET, HEAD COVER	4	--					3	12391-MB0-000	1241017	
	GASKET, HEAD COVER			5				3	12391-MB0-010	2094035	
	GASKET, HEAD COVER				6			2	12391-MB6-680	2067809	
5	PLUG, HEX., 6MM			5	6			4	12392-MJ0-000	1734151	
6	GASKET B, CYLINDER HEAD COVER				6			1	12392-MK3-770	2257293	
7	BOLT, SPECIAL, 6X29	4 5 6						8	90017-MB0-000	1243427	
8	WASHER, MOUNTING RUBBER	4 5 6						8	90541-MB0-000	1243690	
9	RUBBER, MOUNTING	4 5 6						8	90542-MB0-000	1243708	

FRONT CYLINDER HEAD - 84-85



E14MB1E02

Ref. No.	BLOCK NO. DESCRIPTION	E-2	VF700C			AREA CODE	ENGINE SERIAL NUMBER		QTY REQ	PART NUMBER	HONDA CODE
			1	5	6		FROM	TO			
1	GUIDE, EX. VALVE	4 5	--					8	12204-MB0-405	1390087	
2	HEAD COMP., FR. CYLINDER	4	--					1	12210-MB0-771	1724277	
	HEAD COMP., FR. CYLINDER							1	12210-MB0-772	1876291	
	HEAD COMP., FR. CYLINDER							1	12210-MB0-773	2016814	
	HEAD COMP., FR. CYLINDER			5			2108408	1	12210-MB0-773	2016814	
	HEAD COMP., FR. CYLINDER							1	12210-MB0-774	2161370	
	HEAD COMP., FR. CYLINDER			5			2108408	1	12210-MB0-774	2161370	
	HEAD COMP., FR. CYLINDER			5				1	12210-MB0-775	2246726	
	HEAD COMP., FR. CYLINDER							1	12210-MB0-775	2246726	
3	HOLDER A, CAMSHAFT	4	--					2	12211-MB0-771	1455831	
	HOLDER A, CAMSHAFT							2	12211-MB0-772	1853480	
	HOLDER A, CAMSHAFT			5				2	12211-MB0-773	2001485	
4	HOLDER B, CAMSHAFT	4	--					2	12212-MB0-771	1455849	
	HOLDER B, CAMSHAFT							2	12212-MB0-772	1853498	
	HOLDER B, CAMSHAFT			5				2	12212-MB0-773	2016830	
5	PIPE A, OIL PATH	4	--					1	12230-MB0-000	1240951	
	PIPE A, OIL PATH			5				1	12230-MB0-010	2016863	

VF700C'84 ENGINE NO.; RC21E-2000021 TO 2016382
 VF700C'84 FRAME NO.; RC210-EM000002 TO EM014552
 VF700C'84 ENGINE NO.; RC21E-2000019 TO 2016862
 VF700C'84 FRAME NO.; RC211-EM000003 TO EM002300

VF700C'85 ENGINE NO.; RC21E-2100016 TO 2110238
 VF700C'85 FRAME NO.; RC210-FM100006 TO FM108900
 VF700C'85 ENGINE NO.; RC21E-2100022 TO 2108674
 VF700C'85 FRAME NO.; RC211-FM100007 TO FM101325

VF700C'86 ENGINE NO.; RC21E-2200005 TO 2209873
 VF700C'86 FRAME NO.; RC210-GM200003 TO GM208928
 VF700C'86 ENGINE NO.; RC21E-2200011 TO 2210193
 VF700C'86 FRAME NO.; RC211-GM200001 TO GM201250

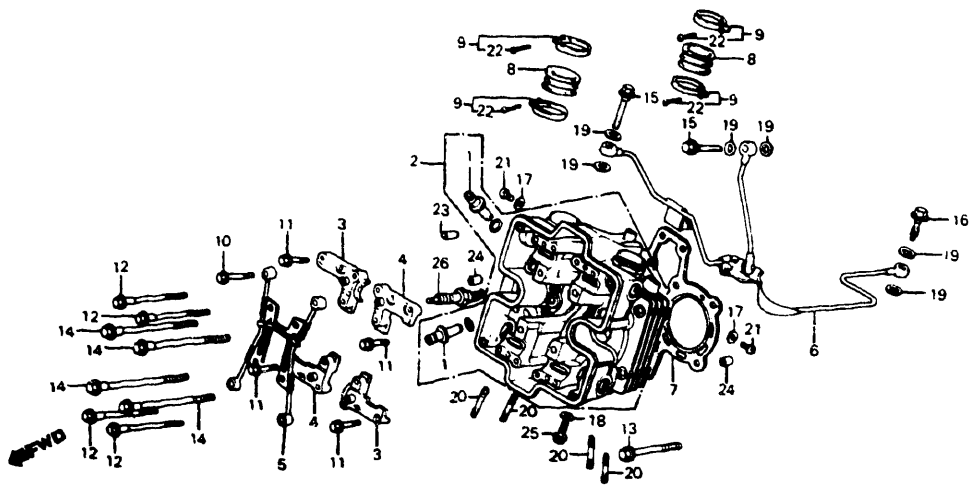
CONTENTS

TITLE	PAGE	GRID
AIR INJ. CONTROL VALVE	60	E6
ALTERNATOR	26	D1
CAM CHAIN	16	C8
CAMSHAFT	14	C7
CARBURETOR ASSY. (LINK)	52	E2
CARBURETOR COMP. PARTS	57	E4
CLUTCH	21	C10
CRANKCASE COVER, L.	28	D2
CRANKCASE COVER, R.	19	C9
CRANKSHAFT	38	D7
CROSS SHAFT	50	E1
CYLINDER BLOCK	34	D5
CYLINDER HEAD COVER	2	C1
CYLINDER HEAD, FR. 84-85	3	C1
CYLINDER HEAD, FR. 86	9	C4
CYLINDER HEAD, RR. 84-85	6	C3
CYLINDER HEAD, RR. 86	12	C6
GASKET KIT A	62	E7
GASKET KIT B	63	E7
GEARSHIFT DRUM	46	D11
OIL FILTER	31	D3
OIL PAN	31	D3
OIL PUMP	31	D3
PISTON	38	D7
PULSE ALTERNATOR	24	C12
STARTER CLUTCH	24	C12
STARTER MOTOR	30	D3
TENSIONER	16	C8
THERMOSTAT	48	D12
TRANSMISSION	44	D10
VALVE	14	C7
WATER PIPE	48	D12
WATER PUMP	28	D2

GRID

C1

FRONT CYLINDER HEAD - 84-85



E14MB1E02

Ref. No.	BLOCK NO. DESCRIPTION	E-2	VF700C			AREA CODE	ENGINE SERIAL NUMBER FROM TO	QTY REQ	PART NUMBER	HONDA CODE
			1	1	1					
	4 = VF700C'84		1	1	1					
	5 = VF700C'85		9	9	9					
	6 = VF700C'86		8	8	8					
			4	5	6					
6	PIPE B, OIL PATH	4	--	--	--			1	12240-MB0-770	1289081
	PIPE B, OIL PATH	4	5	--	--			1	12240-MB0-870	1780881
	PIPE B, OIL PATH	4	5	--	--			1	12240-MB0-871	3354651
	PIPE B, OIL PATH	4	5	--	--			1	12240-MN0-000	2523843
7	GASKET, CYLINDER HEAD	4	5	--	--			1	12251-MB0-003	1240977
8	INSULATOR, CARBURETOR	4	5	--	--			2	16211-MB0-000	1242106
9	BAND, INSULATOR	4	5	--	--			4	16219-MB0-770	1312701
10	BOLT, FLANGE, 6X52	4	5	--	--			4	90001-MB0-000	1243336
11	BOLT, FLANGE, 6X54	4	5	--	--			4	90003-MB0-770	1292077
12	BOLT, UBS, 8X151	4	--	--	--	A	2010117	4	90006-MB0-000	1243351
	BOLT, UBS, 8X151	4	--	--	--	AC		4	90006-MB0-000	1243351
	BOLT, UBS, 8X151	4	--	--	--	A		4	90006-MB0-010	1762137
	BOLT, UBS, 8X151	4	--	--	--	AC		4	90006-MB0-010	1762137
	BOLT, UBS, 8X151	--	5	--	--			4	90006-MB0-010	1762137
13	BOLT, UBS, 9X91	4	5	--	--			4	90011-MB0-770	1292085
14	BOLT, UBS, 9X177	4	--	--	--			4	90012-MB0-003	1243385
	BOLT, UBS, 9X175	--	5	--	--			4	90012-MB6-003	1750231

Ref. No.	BLOCK NO. DESCRIPTION	E-2	VF700C			AREA CODE	ENGINE SERIAL NUMBER FROM TO	QTY REQ	PART NUMBER	HONDA CODE
			1	1	1					
	4 = VF700C'84		1	1	1					
	5 = VF700C'85		9	9	9					
	6 = VF700C'86		8	8	8					
			4	5	6					
15	BOLT, OIL	4	5	--	--			2	90025-MB0-771	1316975
16	BOLT COMP., OIL CONTROL	4	--	--	--			1	90045-MB0-770	1292093
	BOLT, OIL CONTROL	--	5	--	--			1	90045-MB2-000	1539014
17	WASHER, THRUST, 5MM	4	5	--	--			2	90452-323-000	0255224
18	WASHER, SEALING, 6.5X12	4	5	--	--			1	90461-357-000	0350215
19	WASHER, OIL BOLT	4	--	--	--			6	90545-300-000	0189902
	WASHER, SEALING, 10MM	--	5	--	--			6	90443-MB0-000	2072924
20	BOLT, STUD, 6X50	4	--	--	--	A	2015444	4	90063-235-000	0171454
	BOLT, STUD, 6X50	4	--	--	--	AC		4	90063-235-000	0171454
	BOLT, STUD, 6X50	--	5	--	--			4	90063-235-000	0171454
	BOLT, STUD, 6X45	4	--	--	--	A		4	92700-06045	0156943
	BOLT, STUD, 6X45	4	--	--	--	A	2015443	4	92700-06045-0B	1296987
	BOLT, STUD, 6X45	4	--	--	--	A		4	92700-06045-0E	0167163
	BOLT, STUD, 6X45	4	--	--	--	AC		4	92700-06045-0E	0167163
	BOLT, STUD, 6X45	--	5	--	--			4	92700-06045-0E	0167163
	BOLT, STUD, 6X32	4	--	--	--	A	2015443	4	92900-06032-0B	2601912
	BOLT 2, STUD, 6X32	4	--	--	--	A	2015443	4	92900-06032-0E	2532687
21	SCREW, PAN, 5X8	4	5	--	--			2	93500-05008-0G	0331363
22	SCREW, PAN, 5X25	4	--	--	--	A	2011258	4	93500-05025-0G	0477471
	SCREW, PAN, 5X25	4	--	--	--	AC		4	93500-05025-0G	0477471
	SCREW, PAN, 5X28	4	--	--	--	A	2011259	4	93500-05028-0G	0923821
	SCREW, PAN, 5X28	--	5	--	--			4	93500-05028-0G	0923821
23	PIN A, DOWEL, 8X14	4	5	--	--			4	94301-08140	0069310
24	PIN A, DOWEL, 12X20	4	5	--	--			6	94301-12200	0165324
25	BOLT, FLANGE, 6X12	4	5	--	--			1	95700-06012-00	0487025
	BOLT, FLANGE, 6X12	4	5	--	--			1	95701-06012-00	2105799
26	PLUG, SPARK (X24EPR-U9 ND)	4	5	--	--			2	98069-58926	1096825
	PLUG, SPARK (DPR7EA-9 NGK)	4	5	6	--			(2)	98069-57916	1103076
	PLUG, SPARK (DPR8EA-9 NGK)	4	5	6	--			2	98069-58916	1103084
	PLUG, SPARK (DPR9EA-9 NGK)	4	5	6	--			(2)	98069-59916	1103092

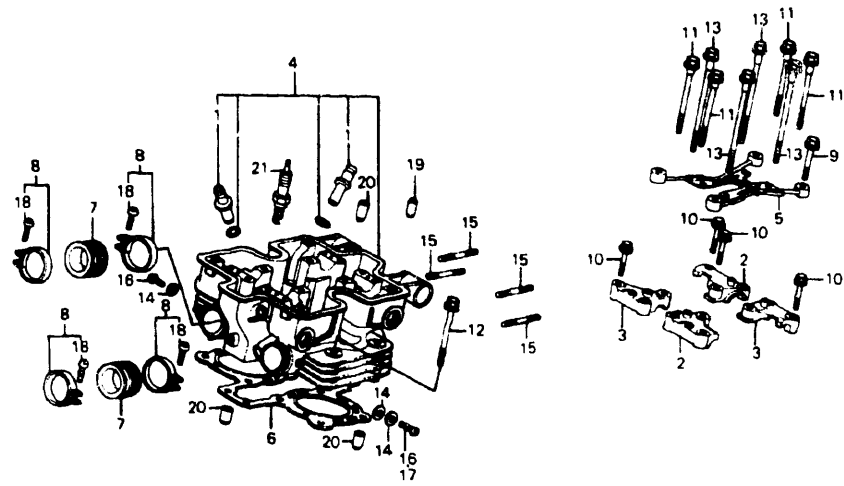
CONTENTS	
TITLE	PAGE GRID
AIR INJ. CONTROL VALVE	60 E6
ALTERNATOR	26 D1
CAM CHAIN	16 C8
CAMSHAFT	14 C7
CARBURETOR ASSY (LINK)	52 E2
CARBURETOR COMP. PARTS	57 E4
CLUTCH	21 C10
CRANKCASE COVER, L	28 D2
CRANKCASE COVER, R	19 C9
CRANKSHAFT	38 D7
CROSS SHAFT	50 E1
CYLINDER BLOCK	34 D5
CYLINDER HEAD COVER	2 C1
CYLINDER HEAD, FR. 84-85	3 C1
CYLINDER HEAD, FR. 86	9 C4
CYLINDER HEAD, RR. 84-85	6 C3
CYLINDER HEAD, RR. 86	12 C6
GASKET KIT A	62 E7
GASKET KIT B	63 E7
GEARSHIFT DRUM	46 D11
OIL FILTER	31 D3
OIL PAN	31 D3
OIL PUMP	31 D3
PISTON	38 D7
PULSE ALTERNATOR	24 C12
STARTER CLUTCH	24 C12
STARTER MOTOR	30 D3
TENSIONER	16 C8
THERMOSTAT	48 D12
TRANSMISSION	44 D10
VALVE	14 C7
WATER PIPE	48 D12
WATER PUMP	28 D2

VF700C'84 ENGINE NO.; RC21E-2000021 TO 2016382
 VF700C'84 FRAME NO.; RC210-EM000002 TO EM014552
 VF700C'84 ENGINE NO.; RC21E-2000019 TO 2016862
 VF700C'84 FRAME NO.; RC211-EM000003 TO EM002300

VF700C'85 ENGINE NO.; RC21E-2100016 TO 2110238
 VF700C'85 FRAME NO.; RC210-FM100006 TO FM108900
 VF700C'85 ENGINE NO.; RC21E-2100022 TO 2108674
 VF700C'85 FRAME NO.; RC211-FM100007 TO FM101325

VF700C'86 ENGINE NO.; RC21E-2200005 TO 2209873
 VF700C'86 FRAME NO.; RC210-GM200003 TO GM208928
 VF700C'86 ENGINE NO.; RC21E-2200011 TO 2210193
 VF700C'86 FRAME NO.; RC211-GM200001 TO GM201250

REAR CYLINDER HEAD - 84-85



E14MB1E0201

Ref. No.	BLOCK NO. DESCRIPTION	E-2-1	VF700C			AREA CODE	ENGINE SERIAL NUMBER		QTY REQ	PART NUMBER	HONDA CODE
			1	1	1		FROM	TO			
4 = VF700C'84 5 = VF700C'85 6 = VF700C'86			1	1	1						
			9	9	9						
			8	8	8						
			4	5	6						
1	GUIDE, EX. VALVE		4	5	--				8	12204-MB0-405	1390087
2	HOLDER A, CAMSHAFT		4	--	--				2	12211-MB0-771	1455831
	HOLDER A, CAMSHAFT		4	--	--				2	12211-MB0-772	1853480
	HOLDER A, CAMSHAFT		4	5	--				2	12211-MB0-773	2001485
3	HOLDER B, CAMSHAFT		4	--	--				2	12212-MB0-771	1455849
	HOLDER B, CAMSHAFT		4	--	--				2	12212-MB0-772	1853498
	HOLDER B, CAMSHAFT		4	5	--				2	12212-MB0-773	2016830
4	HEAD COMP., RR. CYLINDER		4	5	--				1	12220-MB0-770	1289073
			--	5	--		2108408		1	12220-MB0-770	1289073
	HEAD COMP., RR. CYLINDER		--	5	--			2108408	1	12220-MB0-772	2016848
	HEAD COMP., RR. CYLINDER		--	5	--			2108408	1	12220-MB0-773	2058303
	HEAD COMP., RR. CYLINDER		--	5	--			2108408	1	12220-MB0-774	2066314
			--	5	--				1	12220-MB0-774	2066314
5	PIPE A, OIL PATH		4	--	--				1	12230-MB0-000	1240951
	PIPE A, OIL PATH		4	5	--				1	12230-MB0-010	2016863
6	GASKET, CYLINDER HEAD		4	5	--				1	12251-MB0-003	1240977

Ref. No.	BLOCK NO. DESCRIPTION	E-2-1	VF700C			AREA CODE	ENGINE SERIAL NUMBER		QTY REQ	PART NUMBER	HONDA CODE
			1	1	1		FROM	TO			
4 = VF700C'84 5 = VF700C'85 6 = VF700C'86			1	1	1						
			9	9	9						
			8	8	8						
			4	5	6						
7	INSULATOR, CARBURETOR		4	5	--				2	16211-MB0-000	1242106
8	BAND, INSULATOR		4	5	--				4	16219-MB0-770	1312701
9	BOLT, FLANGE, 6X52		4	5	--				4	90001-MB0-000	1243336
10	BOLT, FLANGE, 6X54		4	5	--				4	90003-MB0-770	1292077
11	BOLT, UBS, 8X151		4	--	--	A		2010117	4	90006-MB0-000	1243351
			4	--	--	AC			4	90006-MB0-000	1243351
	BOLT, UBS, 8X151		4	--	--	A			4	90006-MB0-010	1762137
			4	--	--	AC			4	90006-MB0-010	1762137
			--	5	--				4	90006-MB0-010	1762137
12	BOLT, UBS, 9X91		4	5	--				4	90011-MB0-770	1292085
13	BOLT, UBS, 9X177		4	--	--				4	90012-MB0-003	1243385
	BOLT, UBS, 9X175		--	5	--				4	90012-MB6-003	1750231
14	WASHER, THRUST, 5MM		4	5	--				3	90452-323-000	0255224
15	BOLT, STUD, 6X50		4	--	--	A	2015444		4	90063-235-000	0171454
			4	--	--	AC			4	90063-235-000	0171454
			--	5	--				4	90063-235-000	0171454
	BOLT, STUD, 6X45		4	--	--	A		2015443	4	92700-06045	0156943
	BOLT, STUD, 6X45		4	--	--	A		2015443	4	92700-06045-0B	1296987
	BOLT, STUD, 6X45		4	--	--	A	2015444		4	92700-06045-0E	0167163
			4	--	--	AC			4	92700-06045-0E	0167163
			--	5	--				4	92700-06045-0E	0167163
	BOLT, STUD, 6X32		4	--	--	A		2015443	4	92900-06032-0B	2601912
	BOLT 2, STUD, 6X32		4	--	--	A		2015443	4	92900-06032-0E	2532687
16	SCREW, PAN, 5X8		4	--	--				1	93500-05008-0G	0331363
			--	5	--				2	93500-05008-0G	0331363
17	SCREW, PAN, 5X10		4	--	--				1	93500-05010-0G	0583195
18	SCREW, PAN, 5X25		4	--	--	A		2011258	4	93500-05025-0G	0477471
			4	--	--	AC			4	93500-05025-0G	0477471
	SCREW, PAN, 5X28		4	--	--	A	2011259		4	93500-05028-0G	0923821
			--	5	--				4	93500-05028-0G	0923821
19	PIN A, DOWEL, 8X14		4	5	--				4	94301-08140	0069310
20	PIN A, DOWEL, 12X20		4	5	--				6	94301-12200	0165324
21	PLUG, SPARK (DPR7EA-9 NGK)		4	5	--				(2)	98069-57916	1103076
	PLUG, SPARK (X22EPR-U9 ND)		4	5	--				(2)	98069-57926	1096817
	PLUG, SPARK (DPR8EA-9 NGK)		4	5	--				2	98069-58916	1103084
	PLUG, SPARK (X24EPR-U9 ND)		4	5	--				2	98069-58926	1096825

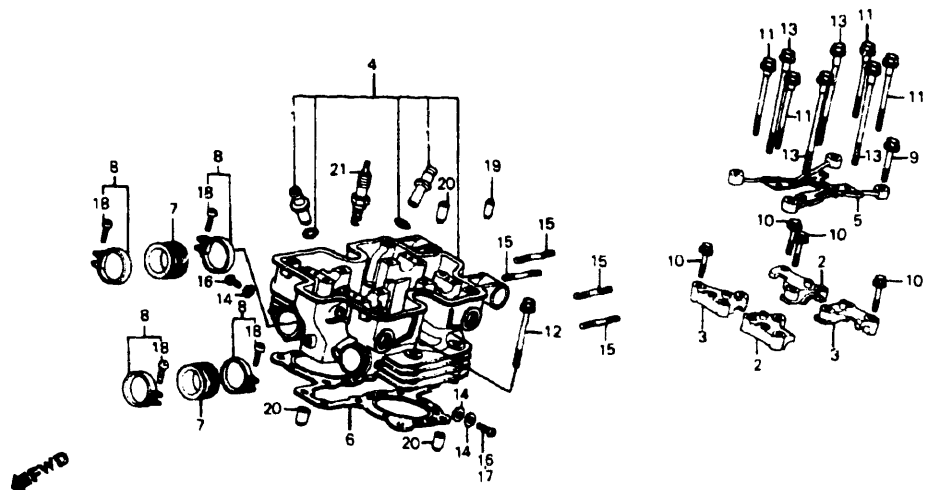
CONTENTS		
TITLE	PAGE	GRID
AIR INJ. CONTROL VALVE	60	E6
ALTERNATOR	26	D1
CAM CHAIN	16	C8
CAMSHAFT	14	C7
CARBURETOR ASSY. (LINK)	52	E2
CARBURETOR COMP. PARTS	57	E4
CLUTCH	21	C10
CRANKCASE COVER, L.	28	D2
CRANKCASE COVER, R.	19	C9
CRANKSHAFT	38	D7
CROSS SHAFT	50	E1
CYLINDER BLOCK	34	D5
CYLINDER HEAD COVER	2	C1
CYLINDER HEAD, FR. 84-85	3	C1
CYLINDER HEAD, FR. 86	9	C4
CYLINDER HEAD, RR. 84-85	6	C3
CYLINDER HEAD, RR. 86	12	C6
GASKET KIT A	62	E7
GASKET KIT B	63	E7
GEARSHIFT DRUM	46	D11
OIL FILTER	31	D3
OIL PAN	31	D3
OIL PUMP	31	D3
PISTON	38	D7
PULSE ALTERNATOR	24	C12
STARTER CLUTCH	24	C12
STARTER MOTOR	30	D3
TENSIONER	16	C8
THERMOSTAT	48	D12
TRANSMISSION	44	D10
VALVE	14	C7
WATER PIPE	48	D12
WATER PUMP	28	D2

VF700C'84 ENGINE NO.; RC21E-2000021 TO 2016382
 VF700C'84 FRAME NO.; RC210-EM000002 TO EM014552
 VF700C'84 ENGINE NO.; RC21E-2000019 TO 2016862
 VF700C'84 FRAME NO.; RC211-EM000003 TO EM002300

VF700C'85 ENGINE NO.; RC21E-2100016 TO 2110238
 VF700C'85 FRAME NO.; RC210-FM100006 TO FM108900
 VF700C'85 ENGINE NO.; RC21E-2100022 TO 2108674
 VF700C'85 FRAME NO.; RC211-FM100007 TO FM101325

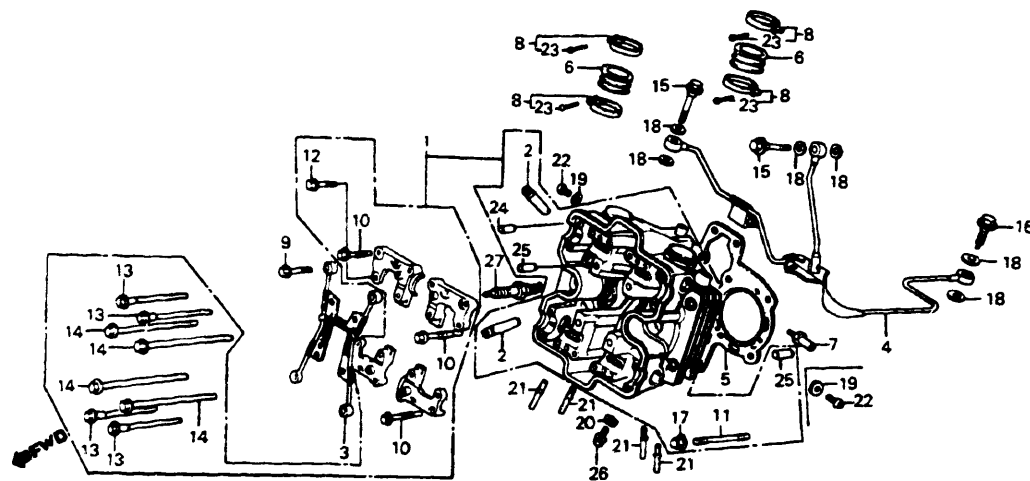
VF700C'86 ENGINE NO.; RC21E-2200005 TO 2209873
 VF700C'86 FRAME NO.; RC210-GM200003 TO GM208928
 VF700C'86 ENGINE NO.; RC21E-2200011 TO 2210193
 VF700C'86 FRAME NO.; RC211-GM200001 TO GM201250

REAR CYLINDER HEAD - 84-85



E14MB1E0201

FRONT CYLINDER HEAD - 86



E14MB1E0202

CONTENTS

TITLE	PAGE	GRID
AIR INJ. CONTROL VALVE	60	E6
ALTERNATOR	26	D1
CAM CHAIN	16	C8
CAMSHAFT	14	C7
CARBURETOR ASSY. (LINK)	52	E2
CARBURETOR COMP PARTS	57	E4
CLUTCH	21	C10
CRANKCASE COVER L.	28	D2
CRANKCASE COVER R.	19	C9
CRANKSHAFT	38	D7
CROSS SHAFT	50	E1
CYLINDER BLOCK	34	D5
CYLINDER HEAD COVER	2	C1
CYLINDER HEAD, FR. 84-85	3	C1
CYLINDER HEAD, FR. 86	9	C4
CYLINDER HEAD, RR. 84-85	6	C3
CYLINDER HEAD, RR. 86	12	C6
GASKET KIT A	62	E7
GASKET KIT B	63	E7
GEARSHIFT DRUM	46	D11
OIL FILTER	31	D3
OIL PAN	31	D3
OIL PUMP	31	D3
PISTON	38	D7
PULSE ALTERNATOR	24	C12
STARTER CLUTCH	24	C12
STARTER MOTOR	30	D3
TENSIONER	16	C8
THERMOSTAT	48	D12
TRANSMISSION	44	D10
VALVE	14	C7
WATER PIPE	48	D12
WATER PUMP	28	D2

Ref. No.	BLOCK NO. DESCRIPTION	VF700C			AREA CODE	ENGINE SERIAL NUMBER		QTY REQ	PART NUMBER	HONDA CODE
		4	5	6		FROM	TO			
		1	1	1						
		9	9	9						
		8	8	8						
		4	5	6						
21	PLUG, SPARK (DPR9EA-9 NGK)	4	5	--				(2)	98069-59916	1103092
	PLUG, SPARK (X27EPR-U9 ND)	4	5	--				(2)	98069-59926	1096833

Ref. No.	BLOCK NO. DESCRIPTION	VF700C			AREA CODE	ENGINE SERIAL NUMBER		QTY REQ	PART NUMBER	HONDA CODE
		4	5	6		FROM	TO			
		1	1	1						
		9	9	9						
		8	8	8						
		4	5	6						
1	HEAD ASSY., FR. CYLINDER	--	--	6				1	12010-MK3-770	2246841
	HEAD ASSY., FR. CYLINDER	--	--	6	AC			1	12010-MK3-780	2246858
2	GUIDE, EX. VALVE	--	--	6				8	12204-MB0-405	1390087
3	PIPE A, OIL PATH	--	--	6				1	12230-MB0-010	2016863
4	PIPE B, OIL PATH	--	--	6				1	12240-MB0-870	1780881
	PIPE B, OIL PATH	--	--	6				1	12240-MB0-871	3354651
	PIPE B, OIL PATH	--	--	6				1	12240-MN0-000	2523843
5	GASKET, CYLINDER HEAD	--	--	6				1	12251-MB0-003	1240977
6	INSULATOR, CARBURETOR	--	--	6				2	16211-MB0-000	1242106
7	JOINT, BOOST	--	--	6	AC			1	16214-MB0-000	1244193
8	BAND, INSULATOR	--	--	6				4	16219-MB0-770	1312701
9	BOLT, FLANGE, 6X52	--	--	6				4	90001-MB0-000	1243336
10	BOLT, FLANGE, 6X62	--	--	6				4	90003-MB6-680	2072544
11	BOLT, STUD, 9X99	--	--	6				4	90005-MB6-680	2072551
12	BOLT, FLANGE, 6X40	--	--	6				4	90008-GEO-710	2072569
13	BOLT, UBS, 8X151	--	--	6				4	90012-KE8-000	1768266

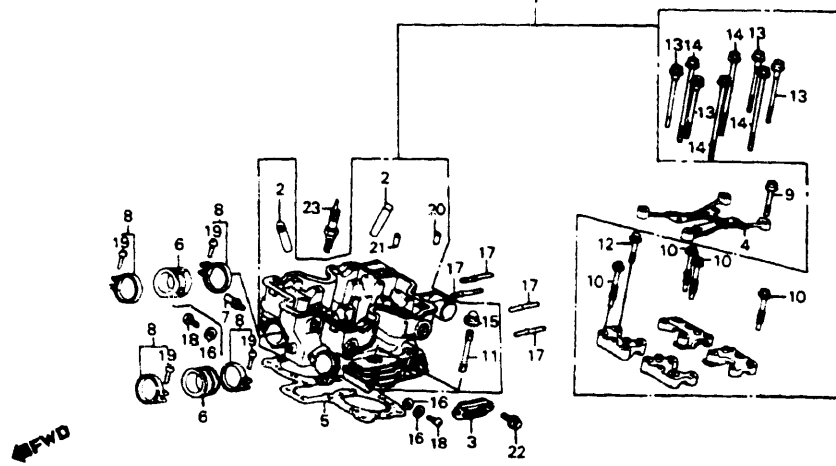
VF700C'84 ENGINE NO.; RC21E-2000021 TO 2016382
 VF700C'84 FRAME NO.; RC210-EM000002 TO EM014552
 VF700C'84 ENGINE NO.; RC21E-2000019 TO 2016862
 VF700C'84 FRAME NO.; RC211-EM000003 TO EM002300

VF700C'85 ENGINE NO.; RC21E-2100016 TO 2110238
 VF700C'85 FRAME NO.; RC210-FM100006 TO FM108900
 VF700C'85 ENGINE NO.; RC21E-2100022 TO 2108674
 VF700C'85 FRAME NO.; RC211-FM100007 TO FM101325

VF700C'86 ENGINE NO.; RC21E-2200005 TO 2209873
 VF700C'86 FRAME NO.; RC210-GM200003 TO GM208928
 VF700C'86 ENGINE NO.; RC21E-2200011 TO 2210193
 VF700C'86 FRAME NO.; RC211-GM200001 TO GM201250

AMERICAN HONDA MOTOR CO. LTD. 1993 9

REAR CYLINDER HEAD - 86



E14MB1E0203

Ref. No.	BLOCK NO. DESCRIPTION	VF700C			AREA CODE	ENGINE SERIAL NUMBER	QTY REQ	PART NUMBER	HONDA CODE
		1	9	8					
		1	9	8					
		8	8	8					
		4	5	6					
1	HEAD ASSY., RR. CYLINDER	---	---	6	A	---	1	12020-MK3-770 2246866	
	HEAD ASSY., RR. CYLINDER	---	---	6	AC	---	1	12020-MK3-780 2246874	
2	GUIDE, EX. VALVE	---	---	6		---	8	12204-MB0-405 1390087	
3	COVER, RR. CYLINDER HEAD SIDE	---	---	6	A	---	2	12225-MK3-770 2246890	
4	PIPE A, OIL PATH	---	---	6		---	1	12230-MB0-010 2016863	
5	GASKET, CYLINDER HEAD	---	---	6		---	1	12251-MB0-003 1240977	
6	INSULATOR, CARBURETOR	---	---	6		---	2	16211-MB0-000 1242106	
7	JOINT, BOGST	---	---	6	AC	---	1	16214-MB0-000 1244193	
8	BAND, INSULATOR	---	---	6		---	4	16219-MB0-770 1312701	
9	BOLT, FLANGE, 6X52	---	---	6		---	4	90001-MB0-000 1243336	
10	BOLT, FLANGE, 6X62	---	---	6		---	4	90003-MB6-680 2072544	
11	BOLT, STUD, 9X99	---	---	6		---	4	90005-MB6-680 2072551	
12	BOLT, FLANGE, 6X40	---	---	6		---	4	90008-GE0-710 2072569	
13	BOLT, UBS, 8X151	---	---	6		---	4	90012-KE8-000 1768266	
14	BOLT, UBS, 9X175	---	---	6		---	4	90012-MB6-003 1750231	
15	NUT, CAP, 9MM	---	---	6		---	4	90232-MB6-680 2072841	

Ref. No.	BLOCK NO. DESCRIPTION	VF700C			AREA CODE	ENGINE SERIAL NUMBER	QTY REQ	PART NUMBER	HONDA CODE
		1	9	8					
		1	9	8					
		8	8	8					
		4	5	6					
16	WASHER, THRUST, 5MM	---	---	6	A	---	3	90452-323-000 0255224	
		---	---	6	AC	---	2	90452-323-000 0255224	
17	BOLT, STUD, 6X50	---	---	6		---	4	90063-235-000 0171454	
	BOLT, STUD, 6X45	---	---	6		---	4	92700-06045-0E 0167163	
18	SCREW, PAN, 5X8	---	---	6	A	---	2	93500-05008-0G 0331363	
		---	---	6	AC	---	1	93500-05008-0G 0331363	
19	SCREW, PAN, 5X28	---	---	6		---	4	93500-05028-0G 0923821	
20	PIN A, DOWEL, 8X14	---	---	6		---	4	94301-08140 0069310	
21	PIN A, DOWEL, 12X20	---	---	6		---	6	94301-12200 0165324	
22	BOLT, FLANGE, 6X12	---	---	6	A	---	4	96000-06012-07 1103019	
	BOLT, FLANGE, 6X12	---	---	6	A	---	4	96001-06012-07 2105948	
23	PLUG, SPARK (DPR7EA-9 NGK)	---	---	6		---	(2)	98069-57916 1103076	
	PLUG, SPARK (X22EPR-U9 ND)	---	---	6		---	(2)	98069-57926 1096817	
	PLUG, SPARK (DPR8EA-9 NGK)	---	---	6		---	2	98069-58916 1103084	
	PLUG, SPARK (X24EPR-U9 ND)	---	---	6		---	2	98069-58926 1096825	
	PLUG, SPARK (DPR9EA-9 NGK)	---	---	6		---	(2)	98069-59916 1103092	
	PLUG, SPARK (X27EPR-U9 ND)	---	---	6		---	(2)	98069-59926 1096833	

CONTENTS

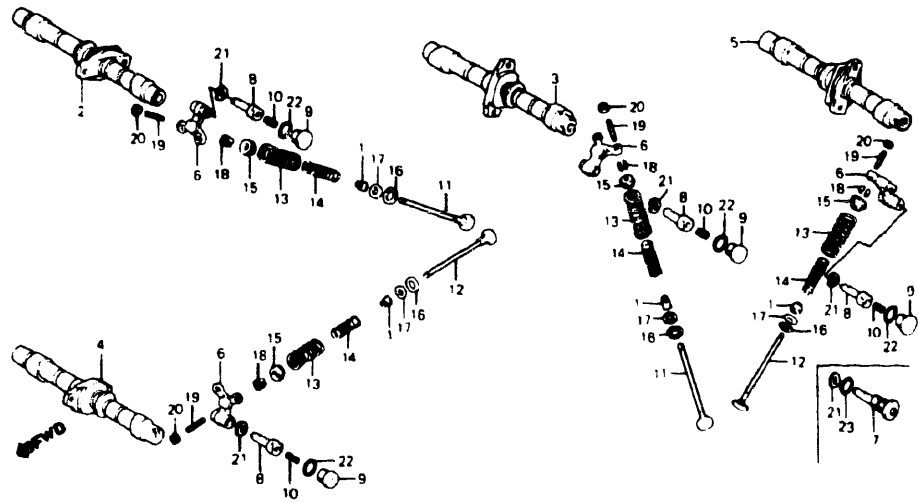
TITLE	PAGE	GRID
AIR INJ CONTROL VALVE	60	E6
ALTERNATOR	26	D1
CAM CHAIN	16	C8
CAMSHAFT	14	C7
CARBURETOR ASSY (LINK)	52	E2
CARBURETOR COMP PARTS	57	E4
CLUTCH	21	C10
CRANKCASE COVER L	28	D2
CRANKCASE COVER R	19	C9
CRANKSHAFT	38	D7
CROSS SHAFT	50	E1
CYLINDER BLOCK	34	D5
CYLINDER HEAD COVER	2	C1
CYLINDER HEAD FR 84-85	3	C1
CYLINDER HEAD FR 86	9	C4
CYLINDER HEAD RR 84-85	6	C3
CYLINDER HEAD RR 86	12	C6
GASKET KIT A	62	E7
GASKET KIT B	63	E7
GEARSHIFT DRUM	46	D11
OIL FILTER	31	D3
OIL PAN	31	D3
OIL PUMP	31	D3
PISTON	38	D7
PULSE ALTERNATOR	24	C12
STARTER CLUTCH	24	C12
STARTER MOTOR	30	D3
TENSIONER	16	C8
THERMOSTAT	48	D12
TRANSMISSION	44	D10
VALVE	14	C7
WATER PIPE	48	D12
WATER PUMP	28	D2

VF700C'84 ENGINE NO.; RC21E-2000021 TO 2016382
 VF700C'84 FRAME NO.; RC210-EM000002 TO EM014552
 VF700C'84 ENGINE NO.; RC21E-2000019 TO 2016862
 VF700C'84 FRAME NO.; RC211-EM000003 TO EM002300

VF700C'85 ENGINE NO.; RC21E-2100016 TO 2110238
 VF700C'85 FRAME NO.; RC210-FM100006 TO FM108900
 VF700C'85 ENGINE NO.; RC21E-2100022 TO 2108674
 VF700C'85 FRAME NO.; RC211-FM100007 TO FM101325

VF700C'86 ENGINE NO.; RC21E-2200005 TO 2209873
 VF700C'86 FRAME NO.; RC210-GM200003 TO GM208928
 VF700C'86 ENGINE NO.; RC21E-2200011 TO 2210193
 VF700C'86 FRAME NO.; RC211-GM200001 TO GM201250

CAMSHAFT • VALVE



E14MB1E03

4 = VF700C'84
5 = VF700C'85
6 = VF700C'86

Ref. No.	BLOCK NO. DESCRIPTION	E-3	VF700C			AREA CODE	ENGINE SERIAL NUMBER		QTY REQ	PART NUMBER	HONDA CODE
			1	9	8		4	5			
4	CAMSHAFT COMP., FR. EX.	---	4	---	---			1	14131-MB0-775	2025575	
	CAMSHAFT COMP., FR. EX.	---	---	5	---			1	14131-MB0-874	2044253	
	CAMSHAFT COMP., FR. EX.	---	---	---	6			1	14131-MK3-770	2246973	
5	CAMSHAFT COMP., RR. EX.	---	4	---	---			1	14141-MB0-771	1670777	
	CAMSHAFT COMP., RR. EX.	---	4	---	---			1	14141-MB0-773	1980317	
	CAMSHAFT COMP., RR. EX.	---	4	---	---			1	14141-MB0-774	2044543	
	CAMSHAFT COMP., RR. EX.	---	4	---	---			1	14141-MB0-775	2044550	
	CAMSHAFT COMP., RR. EX.	---	---	5	---			1	14141-MB0-874	2044261	
	CAMSHAFT COMP., RR. EX.	---	---	---	6			1	14141-MK3-770	2246981	
6	ARM, VALVE ROCKER	---	4	---	---			8	14611-MB1-870	1724285	
	ARM, VALVE ROCKER	---	---	5	6			8	14611-MB0-000	1241595	
7	SHAFT, VALVE ROCKER ARM	---	4	5	---			8	14631-KE8-000	1289271	
8	SHAFT, VALVE ROCKER ARM	---	---	---	6			8	14631-MB6-680	2068120	
9	CAP, ROCKER ARM SHAFT	---	---	---	6			8	14641-MF2-711	2068138	
10	SPRING, ROCKER ARM ASSIST	---	---	---	6			8	14644-MF2-710	2068146	
11	VALVE, IN.	---	4	5	6			8	14711-MB2-000	1426915	
12	VALVE, EX.	---	4	5	6			8	14721-MB2-000	1426949	
13	SPRING, VALVE OUTER	---	4	5	6			16	14751-MB1-871	1724293	
14	SPRING, VALVE INNER	---	4	5	6			16	14761-MB1-871	1724301	
15	RETAINER, VALVE SPRING	---	4	---	---		2014316	16	14771-MB4-000	1386374	
	RETAINER, VALVE SPRING	---	4	---	---		2014317	16	14771-MB6-000	1741347	
		---	---	5	6			16	14771-MB6-000	1741347	
16	SEAT, VALVE SPRING OUTER	---	4	5	6			16	14775-422-000	0689018	
17	SEAT, VALVE SPRING INNER	---	4	5	6			16	14776-MB0-770	1289420	
18	COTTER, VALVE	---	4	5	6			32	14781-MB4-000	1416932	
19	SCREW, TAPPET ADJUSTING	---	4	5	6			16	90002-MB1-870	1724319	
20	NUT, TAPPET ADJUSTING	---	4	5	6			16	90206-590-000	0347815	
21	WASHER, WAVE, 12MM	---	4	5	6			8	9C402-428-000	0684878	
22	O-RING, 19.8x1.9 (ARAI)	---	---	---	6			8	91308-MG7-003	2316495	
	O-RING, 19.8x1.9 (ARAI)	---	---	---	6			8	91308-PA9-003	0897074	
23	O-RING, 21.5x2	---	4	5	---			8	91310-KE8-003	1425602	

Ref. No.	BLOCK NO. DESCRIPTION	E-3	VF700C			AREA CODE	ENGINE SERIAL NUMBER		QTY REQ	PART NUMBER	HONDA CODE
			1	9	8		4	5			
1	SEAL, VALVE STEM	---	4	5	6			16	12209-422-005	0688887	
2	CAMSHAFT COMP., FR. IN.	---	4	---	---			1	14111-MB0-771	1696632	
	CAMSHAFT COMP., FR. IN.	---	4	---	---			1	14111-MB0-773	1918457	
	CAMSHAFT COMP., FR. IN.	---	4	---	---			1	14111-MB0-774	2024578	
	CAMSHAFT COMP., FR. IN.	---	4	---	---			1	14111-MB0-775	2024586	
	CAMSHAFT COMP., FR. IN.	---	---	5	---			1	14111-MB0-874	2048577	
	CAMSHAFT COMP., FR. IN.	---	---	---	6			1	14111-MK3-770	2246957	
3	CAMSHAFT COMP., RR. IN.	---	4	---	---			1	14121-MB0-771	1537091	
	CAMSHAFT COMP., RR. IN.	---	4	---	---			1	14121-MB0-773	1918473	
	CAMSHAFT COMP., RR. IN.	---	4	---	---			1	14121-MB0-774	2050904	
	CAMSHAFT COMP., RR. IN.	---	4	---	---			1	14121-MB0-775	2050912	
	CAMSHAFT COMP., RR. IN.	---	---	5	---			1	14121-MB0-874	2044246	
	CAMSHAFT COMP., RR. IN.	---	---	---	6			1	14121-MK3-770	2246965	
4	CAMSHAFT COMP., FR. EX.	---	4	---	---			1	14131-MB0-771	1548502	
	CAMSHAFT COMP., FR. EX.	---	4	---	---			1	14131-MB0-773	1918481	
	CAMSHAFT COMP., FR. EX.	---	4	---	---			1	14131-MB0-774	2025567	

VF700C'84 ENGINE NO.; RC21E-2000021 TO 2016382
VF700C'84 FRAME NO.; RC210-EM000002 TO EM014552
VF700C'84 ENGINE NO.; RC21E-2000019 TO 2016862
VF700C'84 FRAME NO.; RC211-EM000003 TO EM002300

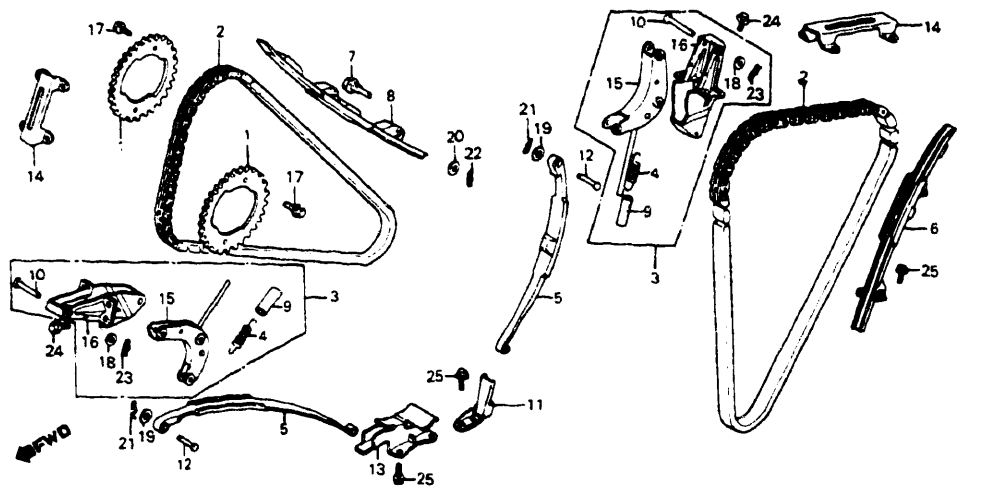
VF700C'85 ENGINE NO.; RC21E-2100016 TO 2110238
VF700C'85 FRAME NO.; RC210-FM100006 TO FM108900
VF700C'85 ENGINE NO.; RC21E-2100022 TO 2108674
VF700C'85 FRAME NO.; RC211-FM100007 TO FM101325

VF700C'86 ENGINE NO.; RC21E-2200005 TO 2209873
VF700C'86 FRAME NO.; RC210-GM200003 TO GM208928
VF700C'86 ENGINE NO.; RC21E-2200011 TO 2210193
VF700C'86 FRAME NO.; RC211-GM200001 TO GM201250

CONTENTS

TITLE	PAGE	GRID
AIR INJ CONTROL VALVE	60	E6
ALTERNATOR	26	D1
CAM CHAIN	16	C8
CAMSHAFT	14	C7
CARBURETOR ASSY (LINK)	52	E2
CARBURETOR COMP PARTS	57	E4
CLUTCH	21	C10
CRANKCASE COVER L	28	D2
CRANKCASE COVER R	19	C9
CRANKSHAFT	38	D7
CROSS SHAFT	50	E1
CYLINDER BLOCK	34	D5
CYLINDER HEAD COVER	2	C1
CYLINDER HEAD FR 84-85	3	C1
CYLINDER HEAD FR 86	9	C4
CYLINDER HEAD RR 84-85	6	C3
CYLINDER HEAD RR 86	12	C6
GASKET KIT A	62	E7
GASKET KIT B	63	E7
GEARSHIFT DRUM	46	D11
OIL FILTER	31	D3
OIL PAN	31	D3
OIL PUMP	31	D3
PISTON	38	D7
PULSE ALTERNATOR	24	C12
STARTER CLUTCH	24	C12
STARTER MOTOR	30	D3
TENSIONER	16	C8
THERMOSTAT	48	D12
TRANSMISSION	44	D10
VALVE	14	C7
WATER PIPE	48	D12
WATER PUMP	28	D2

CAM CHAIN • TENSIONER



E14MB1E04

4 = VF700C'84
5 = VF700C'85
6 = VF700C'86

VF700C

AREA
CODE

ENGINE
SERIAL NUMBER

QTY
REQ

PART NUMBER

HONDA
CODE

Ref. No.	BLOCK NO. DESCRIPTION	E-4	VF700C			AREA CODE	ENGINE SERIAL NUMBER		QTY REQ	PART NUMBER	HONDA CODE
			1	9	8		4	FROM			
1	SPROCKET, CAM		4	5	6				4	14321-MB0-000	1241405
2	CHAIN, CAM		4	5	6				2	14401-MB0-003	1241413
3	BRACKET ASSY., CAM CHAIN TENSIONER		4						2	14510-MB0-870	1708049
	BRACKET ASSY., CAM CHAIN TENSIONER		4						2	14510-MK3-000	2017184
	BRACKET ASSY., CAM CHAIN TENSIONER		4	5					2	14510-MB0-871	1961861
	BRACKET ASSY., CAM CHAIN TENSIONER		4	5	6				2	14510-MB0-872	2246999
	BRACKET ASSY., CAM CHAIN TENSIONER		4	5	6				2	14510-MB0-873	2737831
	BRACKET ASSY., CAM CHAIN TENSIONER		4	5	6				2	14510-MB0-874	2585347
	BRACKET ASSY., CAM CHAIN TENSIONER		4	5	6				2	14510-MN0-000	2524320
4	SPRING, TENSIONER		4	5	6				2	14514-MB0-000	1241447
5	TENSIONER, CAM CHAIN		4	5					2	14515-MB0-000	1241454

4 = VF700C'84
5 = VF700C'85
6 = VF700C'86

VF700C

AREA
CODE

ENGINE
SERIAL NUMBER

QTY
REQ

PART NUMBER

HONDA
CODE

Ref. No.	BLOCK NO. DESCRIPTION	E-4	VF700C			AREA CODE	ENGINE SERIAL NUMBER		QTY REQ	PART NUMBER	HONDA CODE
			1	9	8		4	FROM			
5	TENSIONER, CAM CHAIN		4	5	6				2	14515-MB0-010	2247005
6	GUIDE COMP. A, CAM CHAIN		4	5	6				1	14520-MB0-000	1241488
7	BOLT, CAM CHAIN GUIDE A		4	5					1	14521-MB0-000	1241496
	BOLT, CAM CHAIN GUIDE A				6				1	14521-MB0-010	2247013
8	GUIDE A, CAM CHAIN		4	5	6				1	14522-MB0-003	1241504
9	TUBE, TENSIONER SPRING		4	5	6				2	14525-MB0-010	1707785
	TUBE, TENSIONER SPRING		4	5	6				2	14525-MB0-020	2524353
10	PIN, 8X43.2		4	5	6				2	14526-MB0-000	1241520
11	HOLDER ASSY. A, CAM CHAIN TENSIONER		4	5	6				1	14530-MB0-000	1241538
12	PIN A, ARM		4	5	6				2	14533-MB0-000	1241546
13	HOLDER ASSY. B, CAM CHAIN TENSIONER		4	5	6				1	14540-MB0-870	1724327
14	GUIDE B, CAM CHAIN		4	5	6				2	14541-MB0-000	1241561
15	ARM COMP., CAM CHAIN TENSIONER		4	5					2	14550-MB0-870	1708056
	ARM COMP., CAM CHAIN TENSIONER		4	5	6				2	14550-MB0-871	2247011
16	BRACKET COMP., CAM CHAIN TENSIONER HOLDER		4			AC			2	14560-MB0-870	1780956
	BRACKET COMP., CAM CHAIN TENSIONER HOLDER		4			AC			2	14560-MB0-871	2011245
	BRACKET COMP., CAM CHAIN TENSIONER HOLDER			5	6				2	14560-MB0-871	2011245
	BRACKET COMP., CAM CHAIN TENSIONER HOLDER		4			AC			2	14560-MB0-872	2247039
	BRACKET COMP., CAM CHAIN TENSIONER HOLDER			5	6				2	14560-MB0-872	2247039
	BRACKET COMP., CAM CHAIN TENSIONER HOLDER		4			AC			2	14560-MB0-873	2585362
	BRACKET COMP., CAM CHAIN TENSIONER HOLDER			5	6				2	14560-MB0-873	2585362
	BRACKET COMP., CAM CHAIN TENSIONER HOLDER		4			A			2	14560-MB6-000	1708064
17	BOLT, UBS, 7X15		4	5	6				8	90026-ME9-000	1370915
	BOLT, UBS, 7X15		4	5	6				8	90026-MMB-000	2566990
18	WASHER, 8MM		4	5	6				2	90405-463-000	0886168
19	WASHER, 6MM		4				2010118		2	90485-KE8-000	1768571
	WASHER, 6MM			5	6				2	90485-KE8-000	1768571
	WASHER, 6MM		4					2010117	2	90485-286-000	0155077
20	WASHER, 7MM		4	5	6				1	90486-MB0-000	1243658

CONTENTS

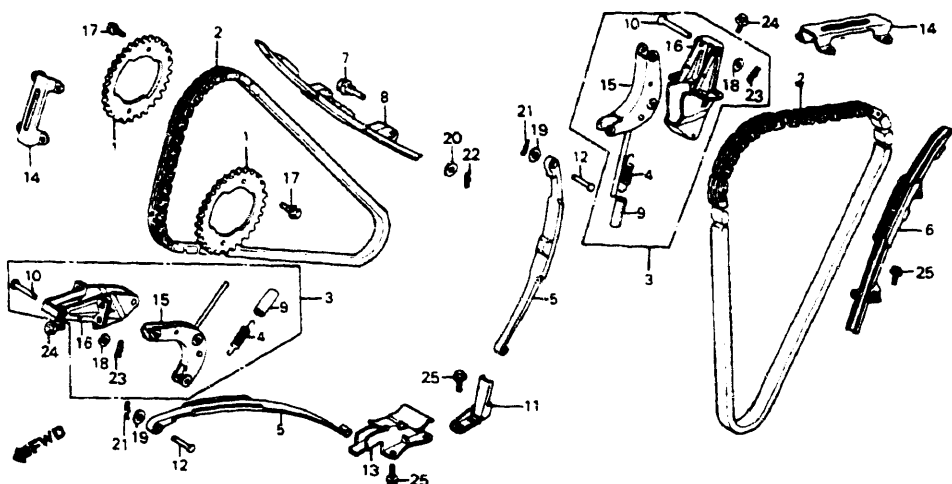
TITLE	PAGE	GRID
AIR INJ. CONTROL VALVE	60	E6
ALTERNATOR	26	D1
CAM CHAIN	16	C8
CAMSHAFT	14	C7
CARBURETOR ASSY (LINK)	52	E2
CARBURETOR COMP PARTS	57	E4
CLUTCH	21	C10
CRANKCASE COVER L	28	D2
CRANKCASE COVER R	19	C9
CRANKSHAFT	38	D7
CROSS SHAFT	50	E1
CYLINDER BLOCK	34	D5
CYLINDER HEAD COVER	2	C1
CYLINDER HEAD FR 84-85	3	C1
CYLINDER HEAD FR 86	9	C4
CYLINDER HEAD RR 84-85	6	C3
CYLINDER HEAD RR 86	12	C6
GASKET KIT A	62	E7
GASKET KIT B	63	E7
GEARSHIFT DRUM	46	D11
OIL FILTER	31	D3
OIL PAN	31	D3
OIL PUMP	31	D3
PISTON	38	D7
PULSE ALTERNATOR	24	C12
STARTER CLUTCH	24	C12
STARTER MOTOR	30	D3
TENSIONER	16	C8
THERMOSTAT	48	D12
TRANSMISSION	44	D10
VALVE	14	C7
WATER PIPE	48	D12
WATER PUMP	28	D2

VF700C'84 ENGINE NO.; RC21E-2000021 TO 2016382
VF700C'84 FRAME NO.; RC210-EM000002 TO EM014552
VF700C'84 ENGINE NO.; RC21E-2000019 TO 2016862
VF700C'84 FRAME NO.; RC211-EM000003 TO EM002300

VF700C'85 ENGINE NO.; RC21E-2100016 TO 2110238
VF700C'85 FRAME NO.; RC210-FM100006 TO FM108900
VF700C'85 ENGINE NO.; RC21E-2100022 TO 2108674
VF700C'85 FRAME NO.; RC211-FM100007 TO FM101325

VF700C'86 ENGINE NO.; RC21E-2200005 TO 2209873
VF700C'86 FRAME NO.; RC210-GM200003 TO GM208928
VF700C'86 ENGINE NO.; RC21E-2200011 TO 2210193
VF700C'86 FRAME NO.; RC211-GM200001 TO GM201250

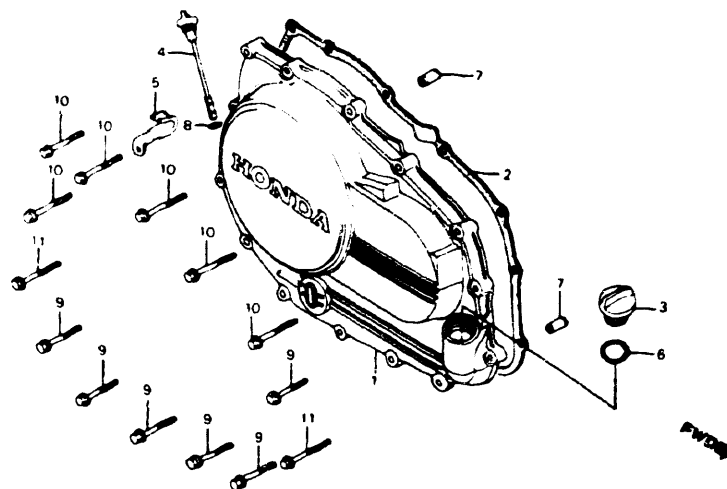
CAM CHAIN • TENSIONER



E14MB1E04

Ref. No.	BLOCK NO. DESCRIPTION	VF700C			AREA CODE	ENGINE SERIAL NUMBER	QTY REQ	PART NUMBER	HONDA CODE
		4	5	6					
	4 = VF700C'84 5 = VF700C'85 6 = VF700C'86	1 9 8 4	1 9 8 5	1 9 8 6					
21	PIN, SPECIAL LOCK, 6MM	4	5	6			2	90704-MB0-000	1243740
22	PIN, LOCK, 6MM	4	5	--			1	94251-06000	0058487
	PIN, LOCK, 5MM	--	--	6			1	94251-05000	0119305
23	PIN, LOCK, 8MM	4	5	6			2	94251-08000	0115527
24	BOLT, FLANGE, 6X16	4	5	6			8	95700-06016-00	0496653
	BOLT, FLANGE, 6X16	4	5	6			8	95701-06016-00	2410892
25	BOLT, FLANGE, 6X14	4	5	6			6	96000-06014-00	0782854
	BOLT, FLANGE, 6X14	4	5	6			6	96001-06014-00	2154672

RIGHT CRANKCASE COVER



E14MB1E05

Ref. No.	BLOCK NO. DESCRIPTION	VF700C			AREA CODE	ENGINE SERIAL NUMBER	QTY REQ	PART NUMBER	HONDA CODE
		4	5	6					
	4 = VF700C'84 5 = VF700C'85 6 = VF700C'86	1 9 8 4	1 9 8 5	1 9 8 6					
1	COVER ASSY., R. CRANKCASE	4	--	--			1	11330-MB0-770	1288828
	COVER ASSY., R. CRANKCASE	--	5	6			1	11330-MK3-000	2016673
2	GASKET, R. COVER	4	5	6			1	11394-MB0-000	1240860
3	CAP, OIL FILTER	4	5	6			1	15611-MB0-000	1241728
4	GAUGE, OIL LEVEL	4	5	6			1	15650-MB0-770	1289453
5	CLAMP, PULSER CORD	4	5	6			1	30301-MB0-000	1243070
6	O-RING, 22X3.0	4	5	6			1	91301-250-000	0035287
	O-RING, 22X3.0	4	5	6			1	91307-425-003	1216126
7	PIN A, DOWEL, 8X14	4	5	6			2	94301-08140	0069310
8	O-RING, 8.4X2.4	4	--	--			1	94608-10000	0250563
	O-RING, 8.4X2.4	--	5	6			1	91316-MJ8-003	1768746
9	BOLT, FLANGE, 6X28	4	--	--			6	96000-06028-07	0807339
	BOLT, FLANGE, 6X28	4	--	--			6	96001-06028-07	2106011
	BOLT, FLANGE, 6X28	--	5	6			6	96000-06028-00	0799072
	BOLT, FLANGE, 6X28	--	5	6			6	96001-06028-00	2106003
10	BOLT, FLANGE, 6X32	4	--	--			6	96000-06032-07	1292242

CONTENTS

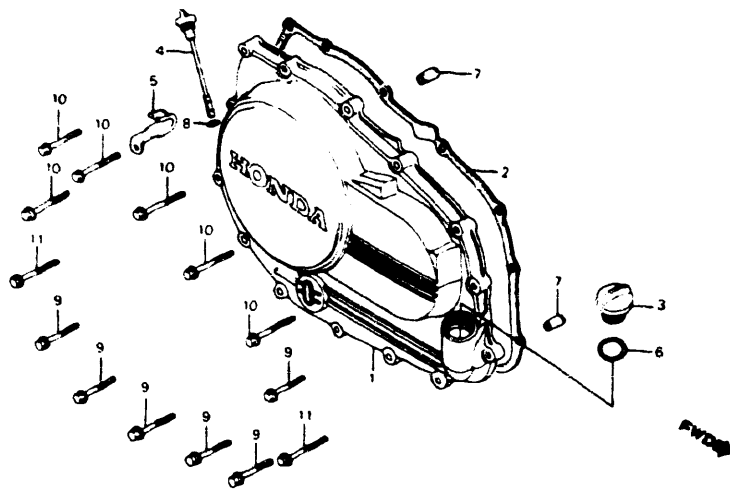
TITLE	PAGE	GRID
AIR INJ CONTROL VALVE	60	E6
ALTERNATOR	26	D1
CAM CHAIN	16	C8
CAMSHAFT	14	C7
CARBURETOR ASSY (LINK)	52	E2
CARBURETOR COMP PARTS	57	E4
CLUTCH	21	C10
CRANKCASE COVER L	28	D2
CRANKCASE COVER R	19	C9
CRANKSHAFT	38	D7
CROSS SHAFT	50	E1
CYLINDER BLOCK	34	D5
CYLINDER HEAD COVER	2	C1
CYLINDER HEAD FR 84-85	3	C1
CYLINDER HEAD FR 86	9	C4
CYLINDER HEAD RR 84-85	6	C3
CYLINDER HEAD RR 86	12	C6
GASKET KIT A	62	E7
GASKET KIT B	63	E7
GEARSHIFT DRUM	46	D11
OIL FILTER	31	D3
OIL PAN	31	D3
OIL PUMP	31	D3
PISTON	38	D7
PULSE ALTERNATOR	24	C12
STARTER CLUTCH	24	C12
STARTER MOTOR	30	D3
TENSIONER	16	C8
THERMOSTAT	48	D12
TRANSMISSION	44	D10
VALVE	14	C7
WATER PIPE	48	D12
WATER PUMP	28	D2

VF700C'84 ENGINE NO.; RC21E-2000021 TO 2016382
 VF700C'84 FRAME NO.; RC210-EM000002 TO EM014552
 VF700C'84 ENGINE NO.; RC21E-2000019 TO 2016862
 VF700C'84 FRAME NO.; RC211-EM000003 TO EM002300

VF700C'85 ENGINE NO.; RC21E-2100016 TO 2110238
 VF700C'85 FRAME NO.; RC210-FM100006 TO FM108900
 VF700C'85 ENGINE NO.; RC21E-2100022 TO 2108674
 VF700C'85 FRAME NO.; RC211-FM100007 TO FM101325

VF700C'86 ENGINE NO.; RC21E-2200005 TO 2209873
 VF700C'86 FRAME NO.; RC210-GM200003 TO GM208928
 VF700C'86 ENGINE NO.; RC21E-2200011 TO 2210193
 VF700C'86 FRAME NO.; RC211-GM200001 TO GM201250

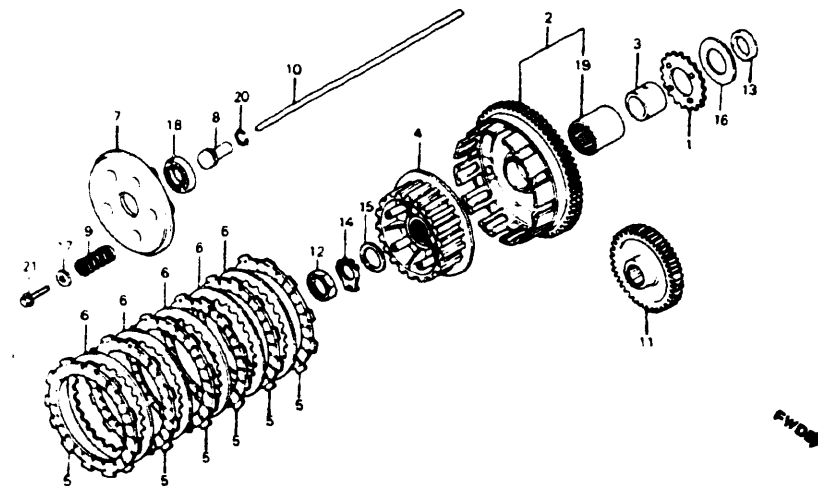
RIGHT CRANKCASE COVER



E14MB1E05

Ref No	BLOCK NO DESCRIPTION	E-5	VF700C			AREA CODE	ENGINE SERIAL NUMBER		QTY REQ	PART NUMBER	HONDA CODE
			1	2	3		FROM	TO			
	4 = VF700C 84		1	1	1						
	5 = VF700C 85		9	8	8						
	6 = VF700C 86		4	5	6						
10	BOLT, FLANGE, 6X32	4	--	--				6	96001-06032-07	2458750	
	BOLT, FLANGE, 6X32	--	5	6				6	96000-06032-00	0807347	
	BOLT, FLANGE, 6X32	--	5	6				6	96001-06032-00	2106029	
11	BOLT, FLANGE, 6X35	4	--	--				2	96000-06035-07	0807362	
	BOLT, FLANGE, 6X35	4	--	--				2	96001-06035-07	2533891	
	BOLT, FLANGE, 6X35	--	5	6				2	96000-06035-00	0799080	
	BOLT, FLANGE, 6X35	--	5	6				2	96001-06035-00	2112209	

CLUTCH



E14MB1E06

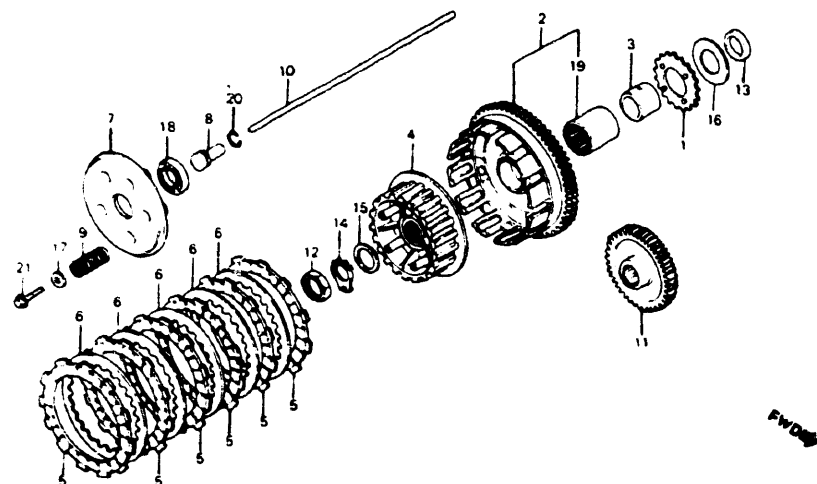
Ref No	BLOCK NO DESCRIPTION	E-6	VF700C			AREA CODE	ENGINE SERIAL NUMBER		QTY REQ	PART NUMBER	HONDA CODE
			1	2	3		FROM	TO			
	4 = VF700C 84		1	1	1						
	5 = VF700C 85		9	8	8						
	6 = VF700C 86		4	5	6						
1	SPROCKET, OIL PUMP DRIVE (26T) ...	4	5	6				1	15131-MB0-000	1241645	
2	OUTER COMP., CLUTCH (66T) ...	4	--	--				1	22100-MB0-770	1291004	
	OUTER COMP., CLUTCH (66T) ...	4	--	--				1	22100-MB0-771	2081354	
	OUTER COMP., CLUTCH (66T) ...	4	--	--				1	22100-MB0-772	2081362	
	OUTER COMP., CLUTCH (66T) ...	4	--	--				1	22100-MK3-730	3187853	
	OUTER COMP., CLUTCH ...	4	--	--				1	22100-MN2-000	2778900	
	OUTER COMP., CLUTCH ...	--	5	--				1	22100-MB0-871	2155687	
	OUTER COMP., CLUTCH ...	--	--	6				1	22100-MK3-770	2247641	
3	GUIDE, CLUTCH OUTER ...	4	5	6				1	22116-MB0-000	1242536	
4	CENTER, CLUTCH ...	4	--	--				1	22120-MB1-770	1442144	
	CENTER, CLUTCH ...	4	5	6				1	22120-MN0-000	2525442	
	CENTER, CLUTCH ...	--	5	6				1	22120-MK3-000	2019016	
5	DISK, CLUTCH FRICTION ...	4	5	6				6	22201-MB0-003	1242551	
	DISK, CLUTCH FRICTION ...	4	5	6				6	22201-MM5-000	3143401	
6	PLATE, CLUTCH ...	4	5	6				5	22321-MG8-000	2045615	
	PLATE B, CLUTCH ...	4	5	6				5	22321-283-000	0075705	

AMERICAN HONDA MOTOR CO. LTD 1993 21

CONTENTS

TITLE	PAGE	GRID
AIR INJ CONTROL VALVE	60	E6
ALTERNATOR	26	D1
CAM CHAIN	16	C8
CAMSHAFT	14	C7
CARBURETOR ASSY (LINK)	52	E2
CARBURETOR COMP PARTS	57	E4
CLUTCH	21	C10
CRANKCASE COVER L	28	D2
CRANKCASE COVER R	19	C9
CRANKSHAFT	38	D7
CROSS SHAFT	50	E1
CYLINDER BLOCK	34	D5
CYLINDER HEAD COVER	2	C1
CYLINDER HEAD FR 84-85	3	C1
CYLINDER HEAD FR 86	9	C4
CYLINDER HEAD RR 84-85	6	C3
CYLINDER HEAD RR 86	12	C6
GASKET KIT A	62	E7
GASKET KIT B	63	E7
GEARSHIFT DRUM	46	D11
OIL FILTER	31	D3
OIL PAN	31	D3
OIL PUMP	31	D3
PISTON	38	D7
PULSE ALTERNATOR	24	C12
STARTER CLUTCH	24	C12
STARTER MOTOR	30	D3
TENSIONER	16	C8
THERMOSTAT	48	D12
TRANSMISSION	44	D10
VALVE	14	C7
WATER PIPE	48	D12
WATER PUMP	28	D2

CLUTCH



E14MB1E06

Ref. No.	BLOCK NO. DESCRIPTION	VF700C			AREA CODE	ENGINE SERIAL NUMBER FROM TO	QTY REQ	PART NUMBER	HONDA CODE
		1	2	3					
4 = VF700C'84 5 = VF700C'85 6 = VF700C'86		1	1	1					
		9	8	8					
		4	5	6					
7	PLATE, CLUTCH PRESSURE	4	5	--			1	22350-MB0-003	1242569
	PLATE, CLUTCH PRESSURE	--	--	6			1	22350-MK3-770	2247658
8	PIECE, CLUTCH JOINT	4	5	6			1	22366-MB0-000	1242577
9	SPRING, CLUTCH	4	5	6			5	22401-MB0-000	1242585
10	ROD, CLUTCH LIFTER	4	5	6			1	22850-MB0-000	1242593
11	GEAR, PRIMARY DRIVE (38T)	4	--	--			1	23103-MB0-770	1291251
	GEAR, PRIMARY DRIVE (38T)	4	--	--			1	23103-MB0-771	2778942
	GEAR, PRIMARY DRIVE (38T)	--	5	6			1	23103-MB0-871	2155695
12	NUT, LOCK, 22MM	4	5	6			1	90201-MB0-770	1375450
13	COLLAR, 25.2X7	4	5	6			1	90203-MB0-000	1243542
14	WASHER, LOCK, 22MM	--	--	6			1	90431-MJ1-670	1783356
	WASHER, LOCK, 22MM	--	--	6	2202885		1	90431-MK3-771	2489979
15	WASHER, SPRING, 22MM	4	5	--			1	90432-MB0-000	1243583
	WASHER, SPRING, 22MM	4	5	--			1	90432-MB0-010	2408615
	WASHER, THRUST, 22MM (C)	--	--	6			1	90458-425-000	1750637
16	WASHER, THRUST, 25MM	4	5	6			1	90459-MB0-000	1243641

Ref. No.	BLOCK NO. DESCRIPTION	VF700C			AREA CODE	ENGINE SERIAL NUMBER FROM TO	QTY REQ	PART NUMBER	HONDA CODE
		1	2	3					
4 = VF700C'84 5 = VF700C'85 6 = VF700C'86		1	1	1					
		9	8	8					
		4	5	6					
17	WASHER, 6X19	4	5	6			5	90481-259-000	0040220
18	BEARING, RADIAL BALL, 16003	4	5	6			1	91008-KK6-000	2043123
	BEARING, RADIAL BALL, 16003	4	5	6			1	91008-362-000	0334854
	BEARING, RADIAL BALL, 16003	4	5	6			1	91010-HC0-003	2519544
19	BEARING, NEEDLE, 35X42X30 (TOYO)	4	5	6			1	91024-MB0-003	1243807
	BEARING, NEEDLE, 35X42X30 (NIPPON)	4	5	6			1	91024-MB0-004	1243815
20	CLIP, PISTON PIN, 15MM	4	5	6			1	94601-15000	0156018
21	BOLT, FLANGE, 6X20	4	5	6			5	95701-06020-08	2374759
	BOLT, FLANGE, 6X20	4	5	6			5	95718-06020-08	1243997

CONTENTS

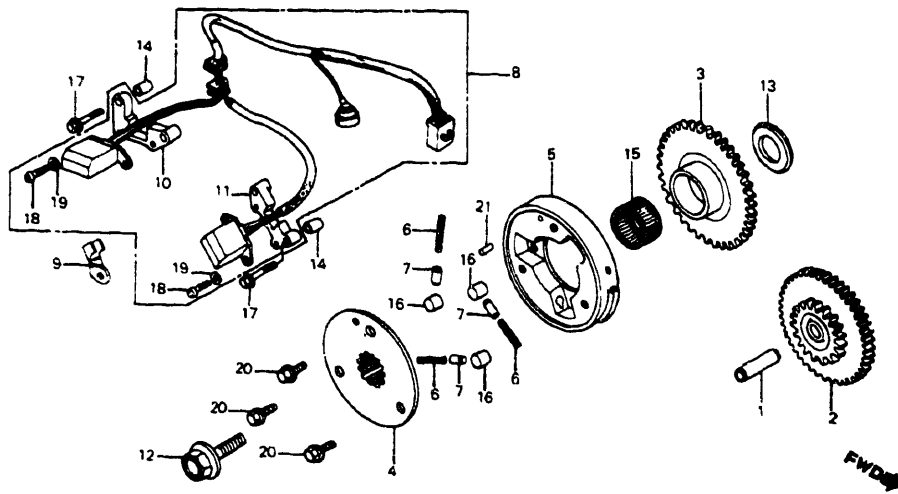
TITLE	PAGE	GRID
AIR INJ. CONTROL VALVE	60	E6
ALTERNATOR	26	D1
CAM CHAIN	16	C8
CAMSHAFT	14	C7
CARBURETOR ASSY. (LINK)	52	E2
CARBURETOR COMP. PARTS	57	E4
CLUTCH	21	C10
CRANKCASE COVER, L	28	D2
CRANKCASE COVER, R	19	C9
CRANKSHAFT	38	D7
CROSS SHAFT	50	E1
CYLINDER BLOCK	34	D5
CYLINDER HEAD COVER	2	C1
CYLINDER HEAD, FR. 84-85	3	C1
CYLINDER HEAD, FR. 86	9	C4
CYLINDER HEAD, RR. 84-85	6	C3
CYLINDER HEAD, RR. 86	12	C6
GASKET KIT A	62	E7
GASKET KIT B	63	E7
GEARSHIFT DRUM	46	D11
OIL FILTER	31	D3
OIL PAN	31	D3
OIL PUMP	31	D3
PISTON	38	D7
PULSE ALTERNATOR	24	C12
STARTER CLUTCH	24	C12
STARTER MOTOR	30	D3
TENSIONER	16	C8
THERMOSTAT	48	D12
TRANSMISSION	44	D10
VALVE	14	C7
WATER PIPE	48	D12
WATER PUMP	28	D2

VF700C'84 ENGINE NO.; RC21E-2000021 TO 2016382
 VF700C'84 FRAME NO.; RC210-EM000002 TO EM014552
 VF700C'84 ENGINE NO.; RC21E-2000019 TO 2016862
 VF700C'84 FRAME NO.; RC211-EM000003 TO EM002300

VF700C'85 ENGINE NO.; RC21E-2100016 TO 2110238
 VF700C'85 FRAME NO.; RC210-FM100006 TO FM108900
 VF700C'85 ENGINE NO.; RC21E-2100022 TO 2108674
 VF700C'85 FRAME NO.; RC211-FM100007 TO FM101325

VF700C'86 ENGINE NO.; RC21E-2200005 TO 2209873
 VF700C'86 FRAME NO.; RC210-GM200003 TO GM208928
 VF700C'86 ENGINE NO.; RC21E-2200011 TO 2210193
 VF700C'86 FRAME NO.; RC211-GM200001 TO GM201250

PULSE ALTERNATOR • STARTER CLUTCH



E14MB1E07

Ref. No.	BLOCK NO. DESCRIPTION	VF700C			AREA CODE	ENGINE SERIAL NUMBER	QTY REQ	PART NUMBER	HONDA CODE
		4	5	6					
1	PIN, PISTON, 10X33	4	5	6		1	13111-GK8-000	1709104	
	PIN, PISTON	4	5	6		1	13111-GS7-000	2754323	
	PIN, PISTON, 10X33	4	5	6		1	13111-122-000	0360024	
2	GEAR, STARTER REDUCTION (21T/82T)	4	5	6		1	28101-MB0-000	1243013	
3	GEAR COMP., STARTER CLUTCH	4				1	28110-MB0-000	1243021	
	GEAR COMP., STARTING CLUTCH (48T)	4	5	6		1	28110-MB0-010	2019503	
4	FLANGE, STARTER CLUTCH	4	5	6		1	28115-MB0-000	1243039	
5	OUTER COMP., STARTER CLUTCH	4	5	6		1	28120-MB1-870	1724848	
6	SPRING, STARTING CLUTCH ROLLER	4	5	6		3	28125-516-030	0192708	
7	CAP, STARTING CLUTCH ROLLER SPRING	4	5	6		3	28126-415-000	1243054	
8	ALTERNATOR ASSY., PULSE (TOYO)	4				1	30300-MB0-154	1243062	
	ALTERNATOR ASSY., PULSE	4				1	30300-MB0-164	1853746	
	ALTERNATOR ASSY., PULSE (TOYO)	4				1	30300-MB0-174	1974831	
	ALTERNATOR ASSY., PULSE	4				1	30300-MJ4-405	3823937	
	ALTERNATOR ASSY., PULSE		5	6		1	30300-MK3-000	2019693	

Ref. No.	BLOCK NO. DESCRIPTION	VF700C			AREA CODE	ENGINE SERIAL NUMBER	QTY REQ	PART NUMBER	HONDA CODE
		4	5	6					
9	CLIP, PULSER WIRE	4	5	6		1	30301-MB4-010	1708312	
10	STAY A, PULSE ALTERNATOR (TOYO)	4	5	6		1	30310-MB0-154	1243088	
11	STAY B, PULSE ALTERNATOR (TOYO)	4	5	6		1	30320-MB0-154	1243096	
12	BOLT, FLANGE, 12X45	4	5	6		1	90023-HA7-670	2104685	
	BOLT, FLANGE, 12X40	4	5	6		1	90023-428-000	0684803	
13	WASHER, THRUST	4				1	90510-107-720	1243682	
	WASHER, SPLINE, 23MM		5	6		1	90433-MB0-000	2072916	
14	PIN, DOWEL, 8X8	4	5	6		4	90702-MB0-000	1243724	
15	BEARING, NEEDLE, 30X35X17	4	5	6		1	91022-MB0-003	1243781	
	BEARING, NEEDLE, 30X35X17	4	5	6		1	91022-MB0-004	1243799	
16	ROLLER, 15X13	4	5	6		3	91101-516-000	0192732	
17	BOLT-WASHER, 6X25	4	5	6		4	93401-06025-00	2866879	
	BOLT-WASHER, 6X25	4	5	6		4	93491-06025-00	0843441	
18	SCREW, PAN, 4X10	4	5	6		4	93500-04010-0H	0262964	
19	WASHER, SPRING, 4MM	4	5	6		4	94111-04800	0346114	
20	BOLT, FLANGE, 8X14	4	5	6		3	95700-08014-08	0417949	
	BOLT, FLANGE, 8X14	4	5	6		3	95701-08014-08	2411015	
21	ROLLER, 6X15	4	5	6		1	96220-60150	1244011	

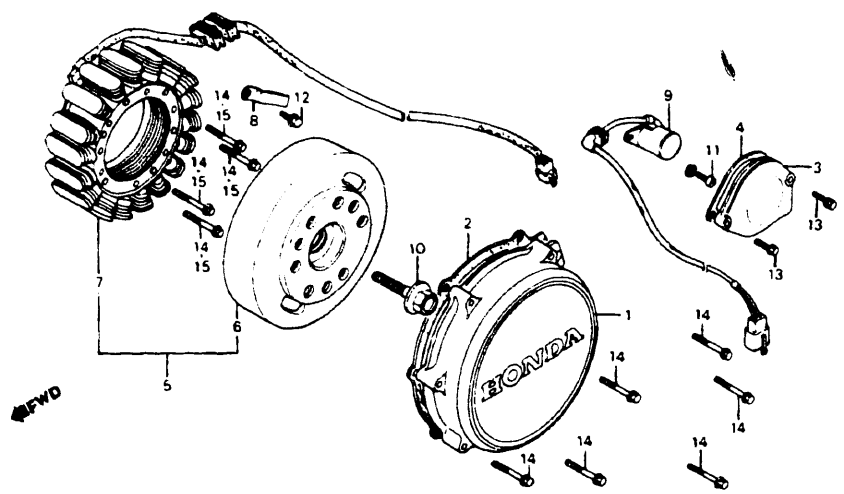
CONTENTS		
TITLE	PAGE	GRID
AIR INJ. CONTROL VALVE	60	E6
ALTERNATOR	26	D1
CAM CHAIN	16	C8
CAMSHAFT	14	C7
CARBURETOR ASSY. (LINK)	52	E2
CARBURETOR COMP. PARTS	57	E4
CLUTCH	21	C10
CRANKCASE COVER, L	28	D2
CRANKCASE COVER, R	19	C9
CRANKSHAFT	38	D7
CROSS SHAFT	50	E1
CYLINDER BLOCK	34	D5
CYLINDER HEAD COVER	2	C1
CYLINDER HEAD, FR. 84-85	3	C1
CYLINDER HEAD, FR. 86	9	C4
CYLINDER HEAD, RR. 84-85	6	C3
CYLINDER HEAD, RR. 86	12	C6
GASKET KIT A	62	E7
GASKET KIT B	63	E7
GEARSHIFT DRUM	46	D11
OIL FILTER	31	D3
OIL PAN	31	D3
OIL PUMP	31	D3
PISTON	38	D7
PULSE ALTERNATOR	24	C12
STARTER CLUTCH	24	C12
STARTER MOTOR	30	D3
TENSIONER	16	C8
THERMOSTAT	48	D12
TRANSMISSION	44	D10
VALVE	14	C7
WATER PIPE	48	D12
WATER PUMP	28	D2

VF700C'84 ENGINE NO.; RC21E-2000021 TO 2016382
 VF700C'84 FRAME NO.; RC210-EM000002 TO EM014552
 VF700C'84 ENGINE NO.; RC21E-2000019 TO 2016862
 VF700C'84 FRAME NO.; RC211-EM000003 TO EM002300

VF700C'85 ENGINE NO.; RC21E-2100016 TO 2110238
 VF700C'85 FRAME NO.; RC210-FM100006 TO FM108900
 VF700C'85 ENGINE NO.; RC21E-2100022 TO 2108674
 VF700C'85 FRAME NO.; RC211-FM100007 TO FM101325

VF700C'86 ENGINE NO.; RC21E-2200005 TO 2209873
 VF700C'86 FRAME NO.; RC210-GM200003 TO GM208928
 VF700C'86 ENGINE NO.; RC21E-2200011 TO 2210193
 VF700C'86 FRAME NO.; RC211-GM200001 TO GM201250

ALTERNATOR



E14MB1E08

Ref. No.	BLOCK NO. DESCRIPTION	VF700C			AREA CODE	ENGINE SERIAL NUMBER FROM TO	QTY REQ	PART NUMBER	HONDA CODE
		4	5	6					
4 = VF700C'84		1	1	1					
5 = VF700C'85		9	9	9					
6 = VF700C'86		8	8	8					
		4	5	6					
1	COVER, ALTERNATOR	4	5	6			1	11631-MB0-000	1240878
	COVER, ALTERNATOR	4	5	6			1	11631-MB0-505	3419470
2	GASKET, ALTERNATOR COVER	4	5	6			1	11636-MB0-000	1240886
3	COVER, INDICATOR SWITCH	4	5	6			1	11641-MB0-000	1240894
4	GASKET, INDICATOR SWITCH COVER	4	5	6			1	11642-MB0-000	1240902
5	ALTERNATOR ASSY.	4	--	--			1	31100-MB1-871	1963255
	ALTERNATOR ASSY. (ND)	--	5	6			1	31100-MK3-004	2019867
6	ROTOR COMP.	4	--	--			1	31110-MB1-870	1777929
	ROTOR COMP.	--	5	6			1	31110-MK3-004	2019917
7	STATOR COMP.	4	--	--			1	31120-MB1-024	1963271
	STATOR COMP.	--	5	6			1	31120-MK3-004	2019958
8	CLAMP, ALTERNATOR CORD	4	5	6			1	31130-MB4-000	1434752
9	SWITCH ASSY., CHANGE	4	5	6			1	35759-MB1-000	1246941
10	BOLT, FLANGE, 12X45	4	5	6			1	90023-HA7-670	2104685
	BOLT, FLANGE, 12X40	4	5	6			1	90023-428-000	0684803
11	SCREW, PAN, 6X12	4	5	6			2	93500-06012-0A	0182360

VF700C'84 ENGINE NO.; RC21E-2000021 TO 2016382
 VF700C'84 FRAME NO.; RC210-EM000002 TO EM014552
 VF700C'84 ENGINE NO.; RC21E-2000019 TO 2016862
 VF700C'84 FRAME NO.; RC211-EM000003 TO EM002300

VF700C'85 ENGINE NO.; RC21E-2100016 TO 2110238
 VF700C'85 FRAME NO.; RC210-FM100006 TO FM108900
 VF700C'85 ENGINE NO.; RC21E-2100022 TO 2108674
 VF700C'85 FRAME NO.; RC211-FM100007 TO FM101325

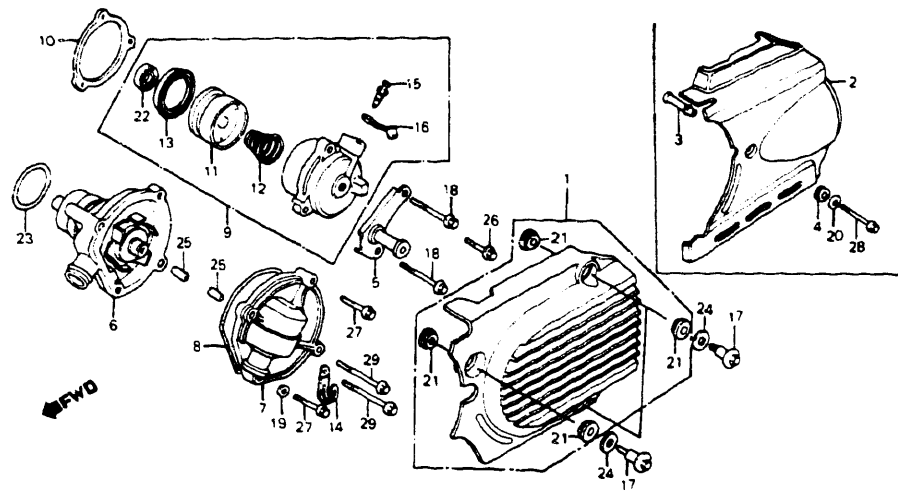
Ref. No.	BLOCK NO. DESCRIPTION	VF700C			AREA CODE	ENGINE SERIAL NUMBER FROM TO	QTY REQ	PART NUMBER	HONDA CODE
		4	5	6					
4 = VF700C'84		1	1	1					
5 = VF700C'85		9	9	9					
6 = VF700C'86		8	8	8					
		4	5	6					
12	BOLT, FLANGE, 6X12	4	5	6			1	96000-06012-00	0823666
	BOLT, FLANGE, 6X12	4	5	6			1	96001-06012-00	2105930
13	BOLT, FLANGE, 6X20	4	5	6			2	96000-06020-07	1292226
	BOLT, FLANGE, 6X20	4	5	6			2	96001-06020-07	2479624
14	BOLT, FLANGE, 6X35	4	--	--			6	96000-06035-00	0799080
	BOLT, FLANGE, 6X35	--	5	6			10	96000-06035-00	0799080
	BOLT, FLANGE, 6X35	4	--	--			6	96001-06035-00	2112209
	BOLT, FLANGE, 6X35	--	5	6			10	96001-06035-00	2112209
15	BOLT, FLANGE, 6X40	4	--	--			4	96000-06040-00	0782870
	BOLT, FLANGE, 6X40	4	--	--			4	96001-06040-00	2106037

VF700C'86 ENGINE NO.; RC21E-2200005 TO 2209873
 VF700C'86 FRAME NO.; RC210-GM200003 TO GM208928
 VF700C'86 ENGINE NO.; RC21E-2200011 TO 2210193
 VF700C'86 FRAME NO.; RC211-GM200001 TO GM201250

CONTENTS

TITLE	PAGE	GRID
AIR INJ. CONTROL VALVE	60	E6
ALTERNATOR	26	D1
CAM CHAIN	16	C8
CAMSHAFT	14	C7
CARBURETOR ASSY (LINK)	52	E2
CARBURETOR COMP PARTS	57	E4
CLUTCH	21	C10
CRANKCASE COVER L	28	D2
CRANKCASE COVER R	19	C9
CRANKSHAFT	38	D7
CROSS SHAFT	50	E1
CYLINDER BLOCK	34	D5
CYLINDER HEAD COVER	2	C1
CYLINDER HEAD, FR 84-85	3	C1
CYLINDER HEAD, FR 86	9	C4
CYLINDER HEAD, RR 84-85	6	C3
CYLINDER HEAD, RR 86	12	C6
GASKET KIT A	62	E7
GASKET KIT B	63	E7
GEARSHIFT DRUM	46	D11
OIL FILTER	31	D3
OIL PAN	31	D3
OIL PUMP	31	D3
PISTON	38	D7
PULSE ALTERNATOR	24	C12
STARTER CLUTCH	24	C12
STARTER MOTOR	30	D3
TENSIONER	16	C8
THERMOSTAT	48	D12
TRANSMISSION	44	D10
VALVE	14	C7
WATER PIPE	48	D12
WATER PUMP	28	D2

LEFT CRANKCASE COVER • WATER PUMP



E14MB1E09

Ref. No.	BLOCK NO. DESCRIPTION	VF700C			AREA CODE	ENGINE SERIAL NUMBER	QTY REQ	PART NUMBER	HONDA CODE
		1	9	8					
		4	5	6					
1	COVER COMP., RR.	--	5	6			1	11340-MK3-000	2016707
	COVER COMP., RR.	--	5	6			1	11340-MK3-305	2981363
2	COVER, RR.	4	--	--			1	11341-MB0-770	1288836
3	COLLAR, RR. COVER	4	--	--			1	11343-MB0-000	1240837
4	GROMMET A, RR. COVER	4	--	--			1	11344-MB0-000	1240845
5	STAY COMP. B, RR. COVER	--	5	6			1	11370-MK3-000	2016764
6	PUMP COMP., WATER	4	--	--			1	19200-MB0-770	1290659
	PUMP COMP., WATER	4	--	--			1	19200-MB0-771	3835972
	PUMP COMP., WATER	--	5	6			1	19200-MB4-010	2018950
7	COVER COMP., WATER PUMP	4	--	--			1	19220-MB0-770	1316587
	COVER COMP., WATER PUMP	--	5	6			1	19220-MB4-000	1386861
8	GASKET, WATER PUMP COVER	4	5	6			1	19226-MB0-000	1242148
9	CYLINDER ASSY., CLUTCH SLAVE	4	5	6			1	22860-MB0-770	1291160
10	INSULATOR, CLUTCH SLAVE CYLINDER	4	5	6			1	22862-MB0-770	1291202
11	PISTON, SLAVE CYLINDER	4	5	6			1	22863-MB0-003	1242627
12	SPRING, SLAVE CYLINDER	4	5	6			1	22864-MB0-003	1242635

Ref. No.	BLOCK NO. DESCRIPTION	VF700C			AREA CODE	ENGINE SERIAL NUMBER	QTY REQ	PART NUMBER	HONDA CODE
		1	9	8					
		4	5	6					
13	CUP, PISTON	4	5	6			1	22865-MB0-003	1242643
14	CLAMP, STARTER CABLE	4	5	6			1	31211-MB0-000	1260322
15	SCREW, BLEEDER	4	5	--			1	43352-568-003	0505735
	SCREW, BLEEDER	--	--	6		2200128	1	43352-568-003	0505735
	SCREW, BLEEDER	--	--	6		2200129	1	22866-MF2-711	2247666
16	CAP, BLEEDER SCREW	4	5	6			1	43353-461-771	0954230
17	BOLT, SPECIAL, 6MM	--	5	6			3	90018-MK3-000	2023323
18	BOLT, FLANGE, 6X55	4	5	6			2	90051-MB0-000	1243492
19	WASHER, 11MM	4	5	6			1	90425-300-000	0189795
20	WASHER, RR. COVER GROMMET	4	--	--			1	90439-MB0-000	1243591
21	BUSH, MOUNTING	--	5	6			6	90542-MK3-000	2023752
22	OIL SEAL, 8X18X5 (NISSIN)	4	5	6			1	91209-MB0-003	1243872
23	O-RING, 32.95X2.62 (ARAI)	4	5	6			1	91302-MB0-013	1435114
24	WASHER, FLAT, 10MM	--	5	6			3	94102-10200	0309138
25	PIN A, DOWEL, 8X14	4	5	6			2	94301-08140	0069310
26	BOLT, FLANGE, 6X22	4	5	6			1	96000-06022-00	0811034
	BOLT, FLANGE, 6X22	4	5	6			1	96001-06022-00	2112191
27	BOLT, FLANGE, 6X28	4	5	6			2	96000-06028-00	0799072
	BOLT, FLANGE, 6X28	4	5	6			2	96001-06028-00	2106003
28	BOLT, FLANGE, 6X60	4	--	--			1	96000-06060-07	1244003
	BOLT, FLANGE, 6X60	4	--	--			1	96001-06060-07	2831659
29	BOLT, FLANGE, 6X70	4	5	6			2	96000-06070-00	0807438
	BOLT, FLANGE, 6X70	4	5	6			2	96001-06070-00	2112233

CONTENTS

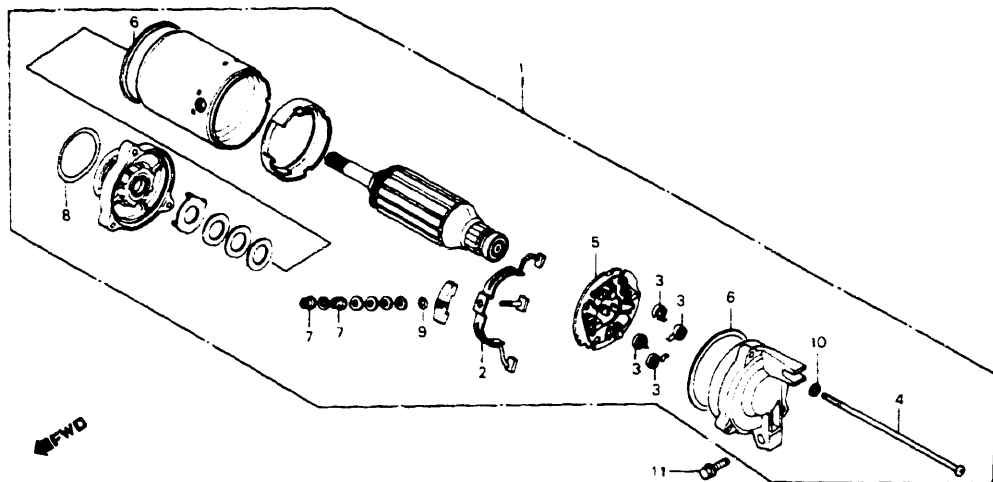
TITLE	PAGE	GRID
AIR INJ CONTROL VALVE	60	E6
ALTERNATOR	26	D1
CAM CHAIN	16	C8
CAMSHAFT	14	C7
CARBURETOR ASSY (LINK)	52	E2
CARBURETOR COMP PARTS	57	E4
CLUTCH	21	C10
CRANKCASE COVER L	28	D2
CRANKCASE COVER R	19	C9
CRANKSHAFT	38	D7
CROSS SHAFT	50	E1
CYLINDER BLOCK	34	D5
CYLINDER HEAD COVER	2	C1
CYLINDER HEAD FR 84-85	3	C1
CYLINDER HEAD FR 86	9	C4
CYLINDER HEAD RR 84-85	6	C3
CYLINDER HEAD RR 86	12	C6
GASKET KIT A	62	E7
GASKET KIT B	63	E7
GEARSHIFT DRUM	46	D11
OIL FILTER	31	D3
OIL PAN	31	D3
OIL PUMP	31	D3
PISTON	38	D7
PULSE ALTERNATOR	24	C12
STARTER CLUTCH	24	C12
STARTER MOTOR	30	D3
TENSIONER	16	C8
THERMOSTAT	48	D12
TRANSMISSION	44	D10
VALVE	14	C7
WATER PIPE	48	D12
WATER PUMP	28	D2

VF700C'84 ENGINE NO.; RC21E-2000021 TO 2016382
 VF700C'84 FRAME NO.; RC210-EM000002 TO EM014552
 VF700C'84 ENGINE NO.; RC21E-2000019 TO 2016862
 VF700C'84 FRAME NO.; RC211-EM000003 TO EM002300

VF700C'85 ENGINE NO.; RC21E-2100016 TO 2110238
 VF700C'85 FRAME NO.; RC210-FM100006 TO FM108900
 VF700C'85 ENGINE NO.; RC21E-2100022 TO 2108674
 VF700C'85 FRAME NO.; RC211-FM100007 TO FM101325

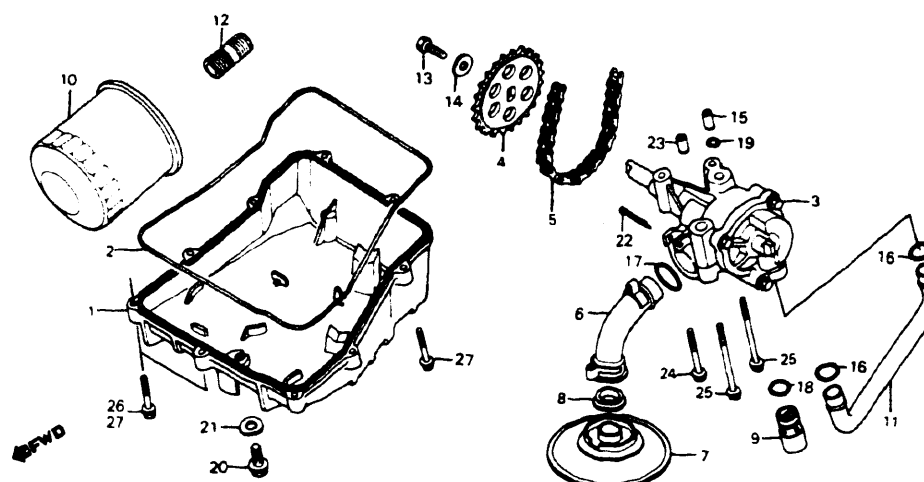
VF700C'86 ENGINE NO.; RC21E-2200005 TO 2209873
 VF700C'86 FRAME NO.; RC210-GM200003 TO GM208928
 VF700C'86 ENGINE NO.; RC21E-2200011 TO 2210193
 VF700C'86 FRAME NO.; RC211-GM200001 TO GM201250

STARTER MOTOR



E14MB1E10

OIL FILTER • OIL PAN • OIL PUMP



E14MB1E11

CONTENTS

TITLE	PAGE	GRID
AIR INJ CONTROL VALVE	60	E6
ALTERNATOR	26	D1
CAM CHAIN	16	C8
CAMSHAFT	14	C7
CARBURETOR ASSY (LINK)	52	E2
CARBURETOR COMP PARTS	57	E4
CLUTCH	21	C10
CRANKCASE COVER L	28	D2
CRANKCASE COVER R	19	C9
CRANKSHAFT	38	D7
CROSS SHAFT	50	E1
CYLINDER BLOCK	34	D5
CYLINDER HEAD CC /ER	2	C1
CYLINDER HEAD FR 4-85	3	C1
CYLINDER HEAD FR 86	9	C4
CYLINDER HEAD FR 84-85	6	C3
CYLINDER HEAD RR 86	12	C6
GASKET KIT A	62	E7
GASKET KIT B	63	E7
GEARSHIFT DRUM	46	D11
OIL FILTER	31	D3
OIL PAN	31	D3
OIL PUMP	31	D3
PISTON	38	D7
PULSE ALTERNATOR	24	C12
STARTER CLUTCH	24	C12
STARTER MOTOR	30	D3
TENSIONER	16	C8
THERMOSTAT	48	D12
TRANSMISSION	44	D10
VALVE	14	C7
WATER PIPE	48	D12
WATER PUMP	28	D2

Ref. No.	BLOCK NO DESCRIPTION	VF700C			AREA CODE	ENGINE SERIAL NUMBER		QTY REQ	PART NUMBER	HONDA CODE
		4	5	6		FROM	TO			
1	MOTOR ASSY., STARTER	4	5	6		----	----	1	31200-MB0-008	1243146
	MOTOR ASSY., STARTER	4	5	6		----	----	1	31200-MB0-405	4237954
2	TERMINAL SET, BRUSH	4	5	6		----	----	1	31201-KG7-000	1718576
	TERMINAL SET, BRUSH	4	5	6		----	----	1	31201-MA6-000	1243153
3	SPRING, CARBON BRUSH	4	5	6		----	----	4	31204-MA6-000	1243161
4	SCREW, PAN, 5X115	4	5	6		----	----	3	31205-MB0-000	1260314
5	HOLDER SET, BRUSH	4	5	6		----	----	1	31206-KG7-000	1718592
	HOLDER SET, BRUSH	4	5	6		----	----	1	31206-MA6-000	1243179
6	RING, SEAL	4	5	6		----	----	2	31207-179-711	1063858
7	NUT-WASHER, 6MM	4	5	6		----	----	2	90071-MB0-000	1243534
8	O-RING	4	5	6		----	----	1	91309-MA6-000	1243922
9	O-RING	4	5	6		----	----	1	91320-MB0-000	1292184
10	WASHER, SPRING, 5MM	4	5	6		----	----	3	94111-05000	0058966
11	BOLT, FLANGE, 6X25	4	5	6		----	----	2	96000-06025-00	0782862
	BOLT, FLANGE, 6X25	4	5	6		----	----	2	96001-06025-00	2105989

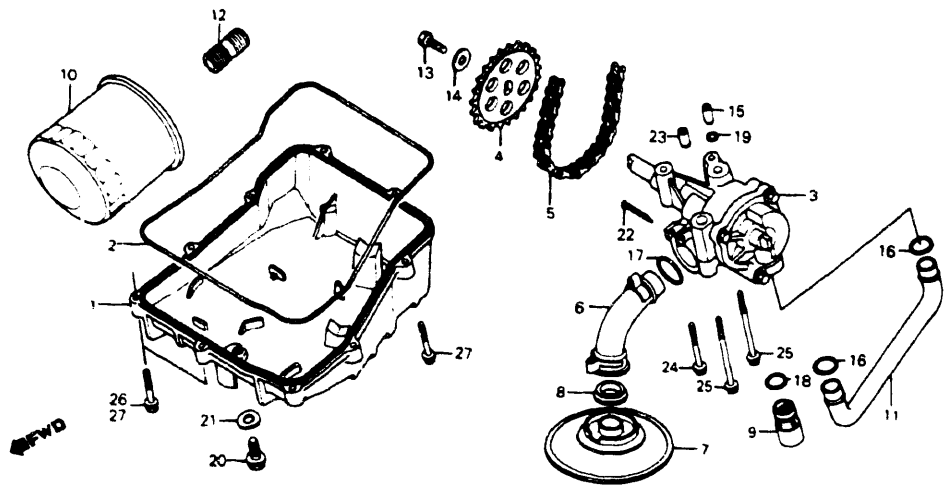
Ref. No.	BLOCK NO DESCRIPTION	VF700C			AREA CODE	ENGINE SERIAL NUMBER		QTY REQ	PART NUMBER	HONDA CODE
		4	5	6		FROM	TO			
1	PAN, OIL	4	---	---		----	----	1	11210-MB0-000	1240787
	PAN, OIL	4	---	---		----	----	1	11210-MB0-010	2088789
	PAN, OIL	4	5	6		----	----	1	11210-MK3-000	2016657
2	GASKET, OIL PAN	4	5	6		----	----	1	11315-MB0-010	1441724
3	PUMP ASSY., OIL	4	---	---		----	----	1	15100-MB0-000	1241637
	PUMP ASSY., OIL	4	5	6		----	----	1	15100-MB0-010	2017317
4	SPROCKET, OIL PUMP DRIVEN (25T)	4	5	6		----	----	1	15134-MB0-010	1780964
5	CHAIN, OIL PUMP	4	5	6		----	----	1	15136-MB0-003	1241660
6	PIPE, OIL STRAINER	4	5	6		----	----	1	15151-MB0-000	1241678
7	STRAINER, OIL	4	5	6		----	----	1	15153-MB0-000	1241686
8	GASKET, OIL STRAINER	4	5	6		----	----	1	15154-425-000	0716191
9	VALVE ASSY., RELIEF	4	5	6		----	----	1	15220-MB0-010	1416064
10	FILTER, OIL	4	---	---		----	----	1	15410-MB0-003	1241702
	CARTRIDGE, OIL FILTER	4	---	---		----	----	1	15410-MB3-003	1811058
	FILTER, OIL	4	5	6		----	----	1	15410-MJ0-003	1689611
	FILTER, OIL	4	5	6		----	----	1	15410-MJ0-004	3481355

VF700C'84 ENGINE NO.; RC21E-2000021 TO 2016382
 VF700C'84 FRAME NO.; RC210-EM000002 TO EM014552
 VF700C'84 ENGINE NO.; RC21E-2000019 TO 2016862
 VF700C'84 FRAME NO.; RC211-EM000003 TO EM002300

VF700C'85 ENGINE NO.; RC21E-2100016 TO 2110238
 VF700C'85 FRAME NO.; RC210-FM100006 TO FM108900
 VF700C'85 ENGINE NO.; RC21E-2100022 TO 2108674
 VF700C'85 FRAME NO.; RC211-FM100007 TO FM101325

VF700C'86 ENGINE NO.; RC21E-2200005 TO 2209873
 VF700C'86 FRAME NO.; RC210-GM200003 TO GM208928
 VF700C'86 ENGINE NO.; RC21E-2200011 TO 2210193
 VF700C'86 FRAME NO.; RC211-GM200001 TO GM201250

OIL FILTER • OIL PAN • OIL PUMP



E14MB1E11

Ref. No.	BLOCK NO DESCRIPTION	VF700C			AREA CODE	ENGINE SERIAL NUMBER		QTY REQ	PART NUMBER	HONDA CODE
		1	9	8		FROM	TO			
	4 = VF700C'84 5 = VF700C'85 6 = VF700C'86	1	9	8						
		8	5	6						
11	PIPE, OIL	4	5	6				1	15511-MB0-000	1241710
12	BOSS, OIL FILTER	4	5	6				1	90019-MB0-000	1243435
13	BOLT, HEX., 6X16	4	5	6				1	90021-KE8-000	1768290
14	WASHER, 6X2.3	4	5	6				1	90488-MB0-000	1243674
15	PIN, KNOCK, 8X14	4						1	90701-MB0-000	1243716
	PIN, KNOCK, 8X14		5	6				1	90701-MB4-000	1385509
16	O-RING, 14.6X3.7 (ARAI)	4	5	6				2	91309-MB0-003	1260843
17	O-RING, 18.5X2.4 (ARAI)	4	5	6				1	91311-MB0-003	1260850
18	O-RING, 14.7X2.2 (ARAI)	4	5	6				1	91313-MB0-003	1260868
	O-RING, 14.8X2.2	4	5	6				1	91313-MG7-004	3353620
19	O-RING, 7.7X2.3 (ARAI)	4	5	6				1	91301-PC9-003	1352400
	O-RING, 7.8X2.2	4	5	6				1	91308-283-000	0076497
	O-RING, 7.8X2.2 (ARAI)	4	5	6				1	91313-393-003	0446922
20	BOLT, DRAIN PLUG, 12MM	4	5	6				1	92800-12000	0053975
21	WASHER, DRAIN PLUG, 12MM	4	5	6				1	94109-12000	0171868
22	PIN, SPLIT, 2.0X25	4	5	6				1	94201-20250	0058370

VF700C'84 ENGINE NO.; RC21E-2000021 TO 2016382
 VF700C'84 FRAME NO.; RC210-EM000002 TO EM014552
 VF700C'84 ENGINE NO.; RC21E-2000019 TO 2016862
 VF700C'84 FRAME NO.; RC211-EM000003 TO EM002300

VF700C'85 ENGINE NO.; RC21E-2100016 TO 2110238
 VF700C'85 FRAME NO.; RC210-FM100006 TO FM108900
 VF700C'85 ENGINE NO.; RC21E-2100022 TO 2108674
 VF700C'85 FRAME NO.; RC211-FM100007 TO FM101325

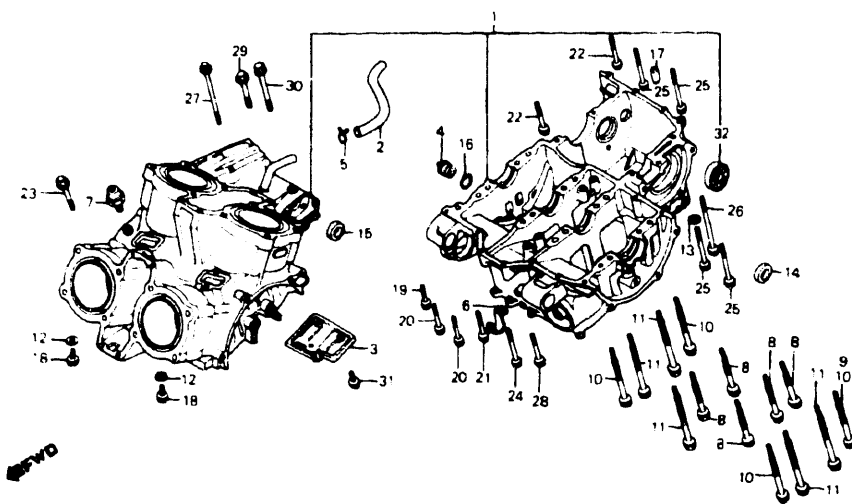
Ref. No.	BLOCK NO DESCRIPTION	VF700C			AREA CODE	ENGINE SERIAL NUMBER		QTY REQ	PART NUMBER	HONDA CODE
		1	9	8		FROM	TO			
	4 = VF700C'84 5 = VF700C'85 6 = VF700C'86	1	9	8						
		4	5	6						
22	PIN, COTTER, 2.0X32	4	5	6				1	94201-20320	0145607
	PIN, SPLIT, 2.0X35	4	5	6				1	94201-20350	0058388
23	PIN A, DOWEL, 8X14	4	5	6				1	94301-08140	0069310
24	BOLT, FLANGE, 6X45	4	5	6				1	95700-06045-00	0687830
	BOLT, FLANGE, 6X45	4	5	6				1	95701-06045-00	2529089
	BOLT, FLANGE, 6X45	4	5	6				1	95701-06045-07	2410967
25	BOLT, FLANGE, 6X70	4	5	6				2	95700-06070-00	0698720
	BOLT, FLANGE, 6X70	4	5	6				2	95701-06070-00	2427284
26	BOLT, FLANGE, 6X30			6	AC			2	95701-06030-00	2401222
27	BOLT, FLANGE, 6X28	4	5					9	96000-06028-00	0799072
				6	A			9	96000-06028-00	0799072
				6	AC			7	96000-06028-00	0799072
	BOLT, FLANGE, 6X28	4	5					9	96001-06028-00	2106003
				6	A			9	96001-06028-00	2106003
				6	AC			7	96001-06028-00	2106003

VF700C'86 ENGINE NO.; RC21E-2200005 TO 2209873
 VF700C'86 FRAME NO.; RC210-GM200003 TO GM208928
 VF700C'86 ENGINE NO.; RC21E-2200011 TO 2210193
 VF700C'86 FRAME NO.; RC211-GM200001 TO GM201250

CONTENTS

TITLE	PAGE	GRID
AIR INJ CONTROL VALVE	60	E6
ALTERNATOR	26	D1
CAM CHAIN	16	C8
CAMSHAFT	14	C7
CARBURETOR ASSY (LINK)	52	E2
CARBURETOR COMP PARTS	57	E4
CLUTCH	21	C10
CRANKCASE COVER L	28	D2
CRANKCASE COVER R	19	C9
CRANKSHAFT	38	D7
CROSS SHAFT	50	E1
CYLINDER BLOCK	34	D5
CYLINDER HEAD COVER	2	C1
CYLINDER HEAD FR 84-85	3	C1
CYLINDER HEAD FR 86	9	C4
CYLINDER HEAD RR 84-85	6	C3
CYLINDER HEAD RR 86	12	C6
GASKET KIT A	62	E7
GASKET KIT B	63	E7
GEARSHIFT DRUM	46	D11
OIL FILTER	31	D3
OIL PAN	31	D3
OIL PUMP	31	D3
PISTON	38	D7
PULSE ALTERNATOR	24	C12
STARTER CLUTCH	24	C12
STARTER MOTOR	30	D3
TENSIONER	16	C8
THERMOSTAT	48	D12
TRANSMISSION	44	D10
VALVE	14	C7
WATER PIPE	48	D12
WATER PUMP	28	D2

CYLINDER BLOCK



E14MB1E12

4 = VF700C'84
5 = VF700C'85
6 = VF700C'86

Ref. No.	BLOCK NO DESCRIPTION	VF700C			AREA CODE	ENGINE SERIAL NUMBER		QTY REQ	PART NUMBER	HONDA CODE
		1	9	8		FROM	TO			
	9 BOLT, UBS, 9X88	4	5	6	---	---	1	90014-MB6-680	2248243	
	10 BOLT, UBS, 9X98	4	5	6	---	---	4	90015-MB0-000	1243401	
	11 BOLT, UBS, 9X108	4	5	6	---	---	5	90016-MB0-000	1243419	
	12 WASHER, SEALING, 6.5X12	4	5	6	---	---	2	90461-357-000	0350215	
	WASHER, SEALING, 6.5MM	4	5	6	---	---	2	90461-357-000	0350215	
	13 WASHER, RR. BRAKE ARM	4	5	6	---	---	1	90525-001-000	0094839	
	14 OIL SEAL, 12.5X25X8 (ARAI)	4	5	6	---	---	1	91204-425-003	1067024	
	15 SEAL, OIL	4	5	6	---	---	1	91210-MB0-003	1260793	
	SEAL, OIL, 14X24X6	4	5	6	---	---	1	91210-MB0-013	2248359	
	OIL SEAL, 14X24X6	4	5	6	---	---	1	91210-MB0-013	2248359	
	OIL SEAL, 14X24X6	4	5	6	---	---	1	91202-444-013	2023810	
	OIL SEAL, 14X24X6	4	5	6	---	---	1	91202-444-015	2023828	
	OIL SEAL, 14X24X6 (ARAI)	4	5	6	---	---	1	91202-444-023	2235497	
	SEAL, OIL, 14X24X6	4	5	6	---	---	1	91210-MB0-005	2248342	
	16 O-RING, 18X2.8	4	5	6	---	---	1	91314-MB0-003	1260876	
	17 PIN A, DOWEL, 8X14	4	5	6	---	---	1	94301-08140	0069310	
	18 BOLT, FLANGE, 6X12	4	5	6	---	---	2	95700-06012-00	0487025	
	BOLT, FLANGE, 6X12	4	5	6	---	---	2	95701-06012-00	2105799	
	19 BOLT, FLANGE, 6X28	4	5	6	---	---	2	95700-06028-00	0483933	
	BOLT, FLANGE, 6X28	4	5	6	---	---	2	95701-06028-00	2105849	
	20 BOLT, FLANGE, 6X32	4	5	6	---	---	2	95700-06032-00	0484477	
	BOLT, FLANGE, 6X32	4	5	6	---	---	2	95701-06032-00	2105856	
	21 BOLT, FLANGE, 5X40	4	5	6	---	---	1	95700-06040-00	0483966	
	BOLT, FLANGE, 6X40	4	5	6	---	---	1	95701-06040-00	2410942	
	22 BOLT, FLANGE, 6X45	4	5	6	---	---	2	95700-06045-00	0687830	
	BOLT, FLANGE, 6X45	4	5	6	---	---	2	95701-06045-00	2529089	
	BOLT, FLANGE, 6X45	4	5	6	---	---	2	95701-06045-07	2410967	

CONTENTS

TITLE	PAGE	GRID
AIR INJ CONTROL VALVE	60	E6
ALTERNATOR	26	D1
CAM CHAIN	16	C8
CAMSHAFT	14	C7
CARBURETOR ASSY (LINK)	52	E2
CARBURETOR COMP PARTS	57	E4
CLUTCH	21	C10
CRANKCASE COVER L	28	D2
CRANKCASE COVER R	19	C9
CRANKSHAFT	38	D7
CROSS SHAFT	50	E1
CYLINDER BLOCK	34	D5
CYLINDER HEAD COVER	2	C1
CYLINDER HEAD FR 84-85	3	C1
CYLINDER HEAD FR 86	9	C4
CYLINDER HEAD RR 84-85	6	C3
CYLINDER HEAD RR 86	12	C6
GASKET KIT A	62	E7
GASKET KIT B	63	E7
GEARSHIFT DRUM	46	D11
OIL FILTER	31	D3
OIL PAN	31	D3
OIL PUMP	31	D3
PISTON	38	D7
PULSE ALTERNATOR	24	C12
STARTER CLUTCH	24	C12
STARTER MOTOR	30	D3
TENSIONER	16	C8
THERMOSTAT	48	D12
TRANSMISSION	44	D10
VALVE	14	C7
WATER PIPE	48	D12
WATER PUMP	28	D2

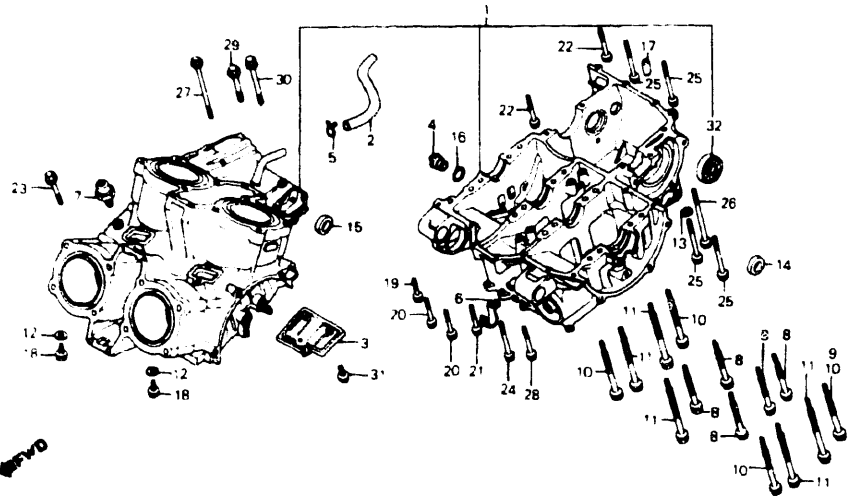
Ref No	BLOCK NO DESCRIPTION	VF700C			AREA CODE	ENGINE SERIAL NUMBER		QTY REQ	PART NUMBER	HONDA CODE
		1	9	8		FROM	TO			
	1 BLOCK SET, CYLINDER	4	5	6	---	---	1	11000-MB1-870	1724350	
	BLOCK SET, CYLINDER	4	5	6	---	---	1	11000-MB1-871	2061604	
	BLOCK SET, CYLINDER	4	5	6	---	---	1	11000-MB1-872	2099174	
	BLOCK SET, CYLINDER	4	5	6	---	---	1	11000-MK3-000	2016590	
	BLOCK SET, CYLINDER	4	5	6	---	---	1	11000-MB1-873	2246833	
	2 TUBE A, BREATHER	4	5	6	---	---	1	11105-MB0-000	1240753	
	3 PLATE, OIL SEPARATE	4	5	6	---	---	1	11140-MB0-000	1240761	
	4 CAP, MAIN GALLERY	4	5	6	---	---	1	11207-MB0-000	1240779	
	5 CLIP, BREATHER TUBE	4	5	6	---	---	1	17554-MB0-000	1260264	
	6 CLIP, HIGH TENSION CORD	4	5	6	---	---	1	32906-061-000	0185082	
	7 SWITCH ASSY., OIL PRESSURE	4	5	6	---	---	1	35500-MB9-004	1087204	
	SWITCH ASSY., OIL PRESSURE	4	5	6	---	---	1	35500-MJ0-004	1734599	
	SWITCH ASSY., OIL PRESSURE	4	5	6	---	---	1	35500-MJ4-004	1851955	
	SWITCH ASSY., OIL PRESSURE (ND)	4	5	6	---	---	1	35500-MJ4-014	1876721	
	SWITCH ASSY., OIL PRESSURE (ND)	4	5	6	---	---	1	35500-MJ4-024	3544608	
	8 BOLT, UBS, 9X88	4	5	6	---	---	5	90014-MB0-010	1708536	

VF700C'84 ENGINE NO.; RC21E-2000021 TO 2016382
VF700C'84 FRAME NO.; RC210-EM000002 TO EM014552
VF700C'84 ENGINE NO.; RC21E-2000019 TO 2016862
VF700C'84 FRAME NO.; RC211-EM000003 TO EM002300

VF700C'85 ENGINE NO.; RC21E-2100016 TO 2110238
VF700C'85 FRAME NO.; RC210-FM100006 TO FM108900
VF700C'85 ENGINE NO.; RC21E-2100022 TO 2108674
VF700C'85 FRAME NO.; RC211-FM100007 TO FM101325

VF700C'86 ENGINE NO.; RC21E-2200005 TO 2209873
VF700C'86 FRAME NO.; RC210-GM200003 TO GM208928
VF700C'86 ENGINE NO.; RC21E-2200011 TO 2210193
VF700C'86 FRAME NO.; RC211-GM200001 TO GM201250

CYLINDER BLOCK



E14MB1E12

Ref No	BLOCK NO DESCRIPTION	VF700C			AREA CODE	ENGINE SERIAL NUMBER		QTY REQ	PART NUMBER	HONDA CODE
		1	9	8		FROM	TO			
4 = VF700C 84		1	1	1						
5 = VF700C 85		9	9	9						
6 = VF700C 86		8	8	8						
4		4	5	6						
23	BOLT, FLANGE, 6X45	4	5	6				1	95700-06045-07	0799023
24	BOLT, FLANGE, 6X50	4	5	6				1	95700-06050-00	0483974
	BOLT, FLANGE, 6X50	4	5	6				1	95701-06050-00	2410975
25	BOLT, FLANGE, 6X60	4	5	6				4	95700-06060-00	0687848
	BOLT, FLANGE, 6X60	4	5	6				4	95701-06060-00	2791119
26	BOLT, FLANGE, 6X90	4	5	6				1	95700-06090-00	0484014
	BOLT, FLANGE, 6X90	4	5	6				1	95701-06090-00	2533842
27	BOLT, FLANGE, 6X100	4	5	6				1	95700-06100-00	0484022
	BOLT, FLANGE, 6X100	4	5	6				1	95701-06100-00	2519742
28	BOLT, FLANGE, 8X45	4	5	6				1	95700-08045-00	0496497
	BOLT, FLANGE, 8X45	4	5	6				1	95701-08045-00	2533859
29	BOLT, FLANGE, 8X50	4	5	6				1	95700-08050-00	0687871
	BOLT, FLANGE, 8X50	4	5	6				1	95701-08050-00	2935740
30	BOLT, FLANGE, 8X80	4	5	6				1	95700-08080-00	0484048
	BOLT, FLANGE, 8X80	4	5	6				1	95701-08080-00	2533867
31	BOLT, FLANGE, 6X12	4	5	6				3	96000-06012-00	0823666

Ref No	BLOCK NO DESCRIPTION	VF700C			AREA CODE	ENGINE SERIAL NUMBER		QTY REQ	PART NUMBER	HONDA CODE
		1	9	8		FROM	TO			
4 = VF700C 84		1	1	1						
5 = VF700C 85		9	9	9						
6 = VF700C 86		8	8	8						
4		4	5	6						
31	BOLT, FLANGE, 6X12	4	5	6				3	96001-06012-00	2105930
32	BEARING, RADIAL BALL, 6304	4	5	6				1	96100-63040-00	0341644

CONTENTS

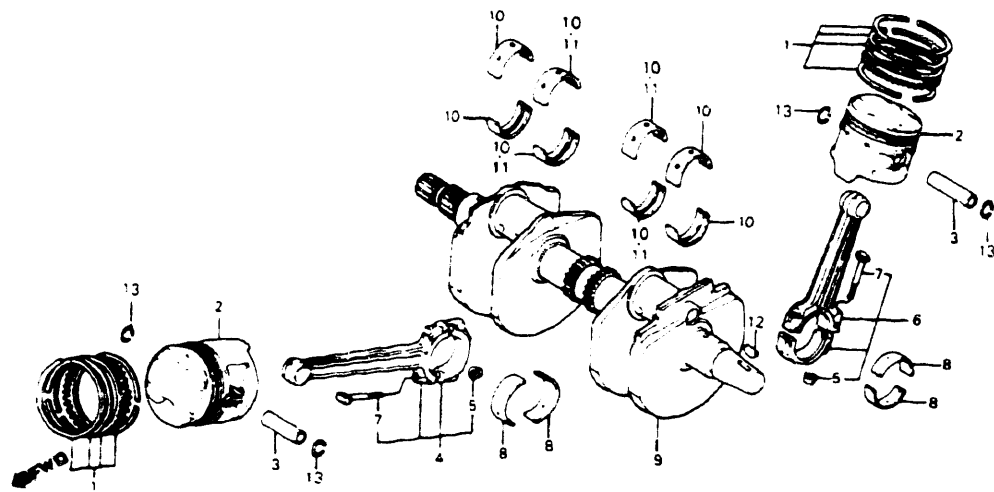
TITLE	PAGE	GRID
AIR INJ CONTROL VALVE	60	E6
ALTERNATOR	26	D1
CAM CHAIN	16	C8
CAMSHAFT	14	C7
CARBURETOR ASSY (LINK)	52	E2
CARBURETOR COMP PARTS	57	E4
CLUTCH	21	C10
CRANKCASE COVER L	28	D2
CRANKCASE COVER R	19	C9
CRANKSHAFT	38	D7
CROSS SHAFT	50	E1
CYLINDER BLOCK	34	D5
CYLINDER HEAD COVER	2	C1
CYLINDER HEAD FR 84-85	3	C1
CYLINDER HEAD FR 86	9	C4
CYLINDER HEAD RR 84-85	6	C3
CYLINDER HEAD RR 86	12	C6
GASKET KIT A	62	E7
GASKET KIT B	63	E7
GEARSHIFT DRUM	46	D11
OIL FILTER	31	D3
OIL PAN	31	D3
OIL PUMP	31	D3
PISTON	38	D7
PULSE ALTERNATOR	24	C12
STARTER CLUTCH	24	C12
STARTER MOTOR	30	D3
TENSIONER	16	C8
THERMOSTAT	48	D12
TRANSMISSION	44	D10
VALVE	14	C7
WATER PIPE	48	D12
WATER PUMP	28	D2

VF700C'84 ENGINE NO.; RC21E-2000021 TO 2016382
 VF700C'84 FRAME NO.; RC210-EM000002 TO EM014552
 VF700C'84 ENGINE NO.; RC21E-2000019 TO 2016862
 VF700C'84 FRAME NO.; RC211-EM000003 TO EM002300

VF700C'85 ENGINE NO.; RC21E-2100016 TO 2110238
 VF700C'85 FRAME NO.; RC210-FM100006 TO FM108900
 VF700C'85 ENGINE NO.; RC21E-2100022 TO 2108674
 VF700C'85 FRAME NO.; RC211-FM100007 TO FM101325

VF700C'86 ENGINE NO.; RC21E-2200005 TO 2209873
 VF700C'86 FRAME NO.; RC210-GM200003 TO GM208928
 VF700C'86 ENGINE NO.; RC21E-2200011 TO 2210193
 VF700C'86 FRAME NO.; RC211-GM200001 TO GM201250

CRANKSHAFT • PISTON



Connecting rod selection table

#1 #2 Connecting rods					#3 #4 Connecting rods				
#1 Rod code	#2 Rod code				#3 Rod code	#4 Rod code			
	A	B	C	D		A	B	C	D
A				•	A				•
B			•	•	B			•	•
C		•	•	•	C		•	•	•
D	•	•	•		D	•	•	•	
E	•	•			E	•	•		

Connecting rod bearing selection
(Oil clearance 28~52 μm)

Connecting rod I.D. 39φ	Crank pin O.D. 36φ		
	A	B	C
	0 -0.008	-0.008 -0.016	-0.016 -0.024
1	0 +0.008	D (Green)	C (Brown)
2	+0.008 +0.016	D (Green)	C (Brown)
3	+0.016 +0.024	C (Brown)	B (Black)

E14MB1E13T

CRANKSHAFT • PISTON

Crankshaft bearing selection
(Oil clearance 20~44 μm)

Crankcase I.D. 39φ	Crankshaft O.D. 36φ		
	1	2	3
	+0.008 0	0 -0.008	-0.008 -0.016
A	E (Yellow)	D (Green)	C (Brown)
B	D (Green)	C (Brown)	B (Black)
C	C (Brown)	B (Black)	A (Blue)

E14MB1E15C

Ref. No.	BLOCK NO	E-13	VF700C			AREA CODE	ENGINE SERIAL NUMBER		QTY REQ	PART NUMBER	HONDA CODE
			1	2	3		FROM	TO			
1	RING SET, PISTON (STD.) (NIPPON)		4	5	6			4	130A1-MB0-771	1433242	
	RING SET, PISTON (STD.) (NIPPON)		4	5	6			4	13011-MB0-014	1513738	
	RING SET, PISTON (STD.) (NIPPON)		4	5	6			4	13011-MN0-305	2523884	
2	PISTON		4	5	--			4	13101-MB1-870	1722958	
	PISTON		--	--	6			4	13101-MK3-771	2292274	
3	PIN, PISTON		4	5	6			4	13111-MB0-000	1241140	
	PIN, PISTON		4	5	6			4	13111-MT3-000	3482114	
4	ROD ASSY. A, FR. CONNECTING		4	5	6			2	13201-MB1-870	1722966	
	ROD ASSY. B, FR. CONNECTING		4	5	6			2	13202-MB1-870	1722974	
	ROD ASSY. C, FR. CONNECTING		4	5	6			2	13203-MB1-870	1722982	
	ROD ASSY. D, FR. CONNECTING		4	5	6			2	13204-MB1-870	1722990	
	ROD ASSY. E, FR. CONNECTING		4	5	6			2	13205-MB1-870	1723006	
5	NUT, CONNECTING ROD		4	5	6			8	13205-634-010	0549493	
6	ROD ASSY. A, RR. CONNECTING		4	5	6			2	13206-MB1-870	1723014	
	ROD ASSY. B, RR. CONNECTING		4	5	6			2	13207-MB1-870	1723022	
	ROD ASSY. C, RR. CONNECTING		4	5	6			2	13208-MB1-870	1723030	

E14MB1E15C

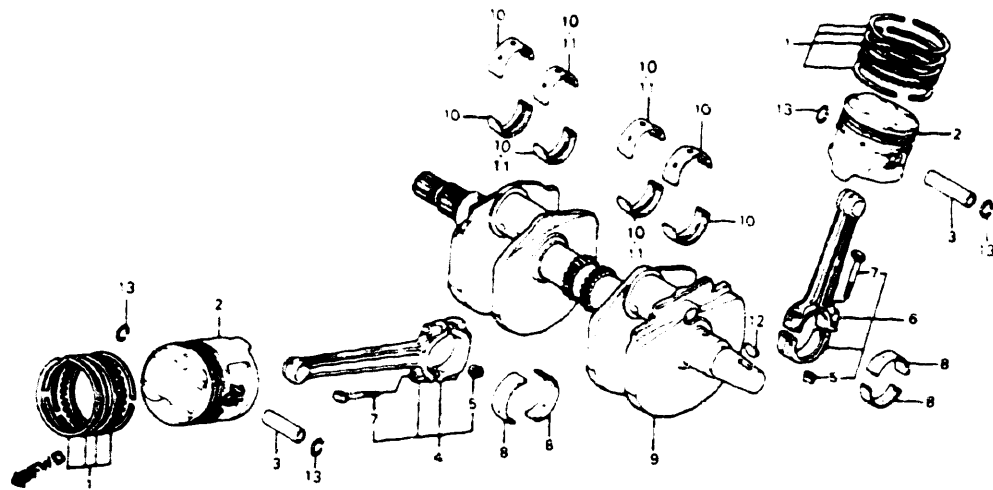
CONTENTS

TITLE	PAGE	GRID
AIR INJ CONTROL VALVE	60	E6
ALTERNATOR	26	D1
CAM CHAIN	16	C8
CAMSHAFT	14	C7
CARBURETOR ASSY (LINK)	52	E2
CARBURETOR COMP PARTS	57	E4
CLUTCH	21	C10
CRANKCASE COVER L	28	D2
CRANKCASE COVER R	19	C9
CRANKSHAFT	38	D7
CROSS SHAFT	50	E1
CYLINDER BLOCK	34	D5
CYLINDER HEAD COVER	2	C1
CYLINDER HEAD FR 84-85	3	C1
CYLINDER HEAD FR 86	9	C4
CYLINDER HEAD RR 84-85	6	C3
CYLINDER HEAD RR 86	12	C6
GASKET KIT A	62	E7
GASKET KIT B	63	E7
GEARSHIFT DRUM	46	D11
OIL FILTER	31	D3
OIL PAN	31	D3
OIL PUMP	31	D3
PISTON	38	D7
PULSE ALTERNATOR	24	C12
STARTER CLUTCH	24	C12
STARTER MOTOR	30	D3
TENSIONER	16	C8
THERMOSTAT	48	D12
TRANSMISSION	44	D10
VALVE	14	C7
WATER PIPE	48	D12
WATER PUMP	28	D2

GRID

D7

CRANKSHAFT • PISTON



Connecting rod selection table

		#1 #2 Connecting rods					#3 #4 Connecting rods						
#1 Rod Code	#2 Rod Code	A	B	C	D	E	#3 Rod Code	#4 Rod Code	A	B	C	D	E
		A				•			•	A			
B			•	•	•		B				•	•	•
C			•	•	•		C		•	•	•		
D	•	•	•				D	•	•	•			
E	•	•					E	•	•				

Connecting rod bearing selection
(Oil clearance 28~52 μm)

		Crank pin O.D. 38.0		
Connecting rod I.D. 39.0		A	B	C
		1	0 -0.008	-0.008 -0.016
2	0 -0.008 -0.016	E (Yellow)	D (Green)	C (Brown)
3	-0.008 -0.016 -0.024	D (Green)	C (Brown)	B (Black)
	-0.016 -0.024	C (Brown)	B (Black)	A (Blue)

E-4MB'E-13T

4 = VF700C 84
5 = VF700C 85
6 = VF700C 86

VF700C

AREA
CODE

Ref No	BLOCK NO	E-13	AREA CODE			ENGINE SERIAL NUMBER		QTY REQ	PART NUMBER	HONDA CODE
			4	5	6	FROM	TO			
6	ROD ASSY. D, RR. CONNECTING	4	5	6	-----	-----	2	13209-MB1-870	1723048
	ROD ASSY. E, RR. CONNECTING	4	5	6	-----	-----	2	13210-MB1-870	1723055
7	BOLT, CONNECTING ROD (TOKAI TRW)		4	5	6	-----	-----	8	13204-689-004	0725416
	BOLT, CONNECTING ROD (NAGOYA NEJI)	4	5	6	-----	-----	8	13213-422-004	0690792
8	BEARING A, CONNECTING ROD (BLUE)		4	5	6	-----	-----	8	13224-MB0-003	1260116
	BEARING A, CONNECTING ROD (BLUE)		4	5	6	-----	-----	8	13224-MB0-305	1853514
	BEARING A, CONNECTING ROD (BLUE)		4	5	6	-----	-----	8	13224-MB0-891	2053999
	BEARING A, CONNECTING ROD (BLUE)		4	5	6	-----	-----	8	13224-MB0-892	3255692
	BEARING B, CONNECTING ROD (BLACK)		4	5	6	-----	-----	8	13225-MB0-003	1260124
	BEARING B, CONNECTING ROD (BLACK)		4	5	6	-----	-----	8	13225-MB0-891	2054005
	BEARING B, CONNECTING ROD (BLACK)		4	5	6	-----	-----	8	13225-MB0-892	3045499
	BEARING C, CONNECTING ROD (BROWN)		4	5	6	-----	-----	8	13226-MB0-003	1260132
	BEARING C, CONNECTING ROD (BROWN)		4	5	6	-----	-----	8	13226-MB0-891	2054013
	BEARING C, CONNECTING ROD (BROWN)		4	5	6	-----	-----	8	13226-MB0-892	2956613
	BEARING D, CONNECTING ROD (GREEN)		4	5	6	-----	-----	8	13227-MB0-003	1260140
	BEARING D, CONNECTING ROD (GREEN)		4	5	6	-----	-----	8	13227-MB0-891	2054021
	BEARING D, CONNECTING ROD (GREEN)		4	5	6	-----	-----	8	13227-MB0-892	2956621
	BEARING E, CONNECTING ROD (YELLOW)	4	5	6	-----	-----	8	13228-MB0-003	1260157
	BEARING E, CONNECTING ROD (YELLOW)	4	5	6	-----	-----	8	13228-MB0-891	2054039
	BEARING E, CONNECTING ROD (YELLOW)	4	5	6	-----	-----	8	13228-MB0-892	2937829
9	CRANKSHAFT COMP.	4	---	---	-----	-----	1	13300-MB1-870	1723063
	CRANKSHAFT COMP.	4	5	6	-----	-----	1	13300-MB1-871	2011112
10	BEARING A, CRANKSHAFT (BLUE)	4	---	---	-----	-----	8	13314-MB0-003	1260165
	BEARING A, CRANKSHAFT (BLUE)	4	---	---	-----	-----	8	13314-MB0-013	2016962
		---	5	6	-----	-----	4	13314-MB0-013	2016962
	BEARING B, CRANKSHAFT (BLACK)	4	---	---	-----	-----	8	13315-MB0-003	1260173
	BEARING B, CRANKSHAFT (BLACK)	4	---	---	-----	-----	8	13315-MB0-013	2016970
		---	5	6	-----	-----	4	13315-MB0-013	2016970
	BEARING C, CRANKSHAFT (BROWN)	4	---	---	-----	-----	8	13316-MB0-003	1260181
	BEARING C, CRANKSHAFT (BROWN)	4	---	---	-----	-----	8	13316-MB0-013	2016988
		---	5	6	-----	-----	4	13316-MB0-013	2016988

CONTENTS

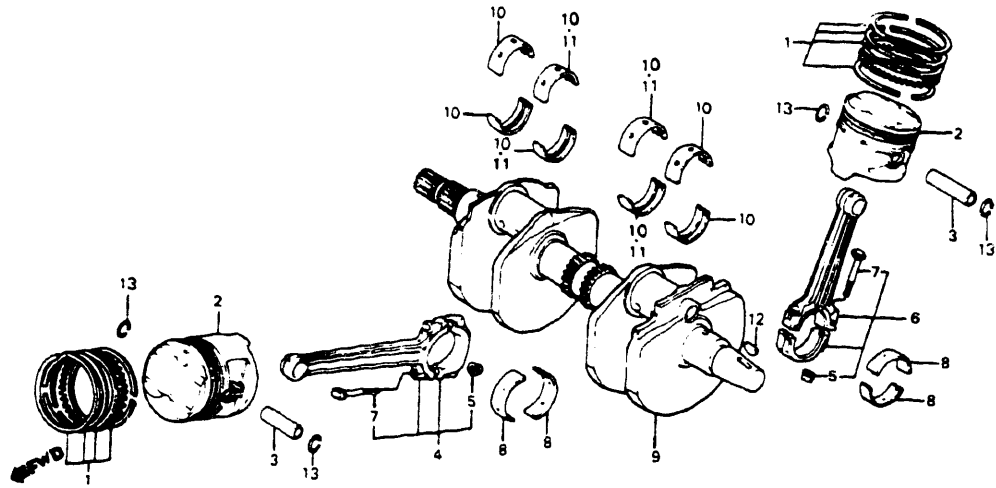
TITLE	PAGE	GRID
AIR INJ. CONTROL VALVE	60	E6
ALTERNATOR	26	D1
CAM CHAIN	16	C8
CAMSHAFT	14	C7
CARBURETOR ASSY (LINK)	52	E2
CARBURETOR COMP PARTS	57	E4
CLUTCH	21	C10
CRANKCASE COVER L	28	D2
CRANKCASE COVER R	19	C9
CRANKSHAFT	38	D7
CROSS SHAFT	50	E1
CYLINDER BLOCK	34	D5
CYLINDER HEAD COVER	2	C1
CYLINDER HEAD FR 84-85	3	C1
CYLINDER HEAD FR 85	9	C4
CYLINDER HEAD RR 84-85	6	C3
CYLINDER HEAD RR 86	12	C6
GASKET KIT A	62	E7
GASKET KIT B	46	D11
GEARSHIFT DRUM	46	D11
OIL FILTER	31	D3
OIL PAN	31	D3
OIL PUMP	31	D3
PISTON	38	D7
PULSE ALTERNATOR	24	C12
STARTER CLUTCH	24	C12
STARTER MOTOR	30	D3
TENSIONER	16	C8
THERMOSTAT	48	D12
TRANSMISSION	44	D10
VALVE	14	C7
WATER PIPE	48	D12
WATER PUMP	28	D2

VF700C'84 ENGINE NO.; RC21E-2000021 TO 2016382
VF700C'84 FRAME NO.; RC210-EM000002 TO EM014552
VF700C'84 ENGINE NO.; RC21E-2000019 TO 2016862
VF700C'84 FRAME NO.; RC211-EM000003 TO EM002300

VF700C'85 ENGINE NO.; RC21E-2100016 TO 2110238
VF700C'85 FRAME NO.; RC210-FM100006 TO FM108900
VF700C'85 ENGINE NO.; RC21E-2100022 TO 2108674
VF700C'85 FRAME NO.; RC211-FM100007 TO FM101325

VF700C'86 ENGINE NO.; RC21E-2200005 TO 2209873
VF700C'86 FRAME NO.; RC210-GM200003 TO GM208928
VF700C'86 ENGINE NO.; RC21E-2200011 TO 2210193
VF700C'86 FRAME NO.; RC211-GM200001 TO GM201250

CRANKSHAFT • PISTON



Connecting rod selection table

#1 #2 Connecting rods					#3 #4 Connecting rods				
#1 Rod Code	#2 Rod Code				#3 Rod Code	#4 Rod Code			
	A	B	C	D		A	B	C	D
A				•	A				•
B			•	•	B			•	•
C		•	•	•	C		•	•	•
D	•	•	•		D	•	•	•	
E	•	•			E	•	•		

Connecting rod bearing selection
(Oil clearance 28~52 μm)

Connecting rod ID 399	Crank pin O D 389	A	B	C
		0	-0.008	-0.016
1	0 +0.008	E (Yellow)	D (Green)	C (Brown)
2	+0.008 +0.016	D (Green)	C (Brown)	B (Black)
3	+0.016 +0.024	C (Brown)	B (Black)	A (Blue)

E14MB1E13T

4 = VF700C'84
5 = VF700C'85
6 = VF700C'86

Ref. No.	BLOCK NO. DESCRIPTION	VF700C			AREA CODE	ENGINE SERIAL NUMBER FROM TO	QTY REQ	PART NUMBER	HONDA CODE
		4	5	6					
10	BEARING D, CRANKSHAFT (GREEN) ...	4	--	--		----	8	13317-MB0-003	1260199
	BEARING D, CRANKSHAFT (GREEN) ...	4	--	--		----	8	13317-MB0-013	2016996
		--	5	6		----	4	13317-MB0-013	2016996
	BEARING E, CRANKSHAFT (YELLOW) ..	4	--	--		----	8	13318-MB0-003	1260207
	BEARING E, CRANKSHAFT (YELLOW) ..	4	--	--		----	8	13318-MB0-013	2017002
		--	5	6		----	4	13318-MB0-013	2017002
11	BEARING A, CRANKSHAFT (BLUE)	--	5	6		----	4	13324-MB0-890	2017010
	BEARING B, CRANKSHAFT (BLACK) ...	--	5	6		----	4	13325-MB0-890	2017028
	BEARING C, CRANKSHAFT (BROWN) ...	--	5	6		----	4	13326-MB0-890	2017036
	BEARING D, CRANKSHAFT (GREEN) ...	--	5	6		----	4	13327-MB0-890	2017044
	BEARING D, CRANKSHAFT (GREEN) ...	--	5	6		----	4	13327-MB0-891	2777696
	BEARING E, CRANKSHAFT (YELLOW) ..	--	5	6		----	4	13328-MB0-890	2017051
12	KEY, WOODRUFF	4	5	6		----	1	90741-413-000	0957571
13	CLIP, PISTON PIN, 18MM	4	5	6		----	8	94601-18000	0317305

CONTENTS

TITLE	PAGE	GRID
AIR INJ. CONTROL VALVE	60	E6
ALTERNATOR	26	D1
CAM CHAIN	16	C8
CAMSHAFT	14	C7
CARBURETOR ASSY (LINK)	52	E2
CARBURETOR COMP. PARTS	57	E4
CLUTCH	21	C10
CRANKCASE COVER, L.	28	D2
CRANKCASE COVER, R.	19	C9
CRANKSHAFT	38	D7
CROSS SHAFT	50	E1
CYLINDER BLOCK	34	D5
CYLINDER HEAD COVER	2	C1
CYLINDER HEAD, FR. 84-85	3	C1
CYLINDER HEAD, FR. 86	9	C4
CYLINDER HEAD, RR. 84-85	6	C3
CYLINDER HEAD, RR. 86	12	C6
GASKET KIT A	62	E7
GASKET KIT B	63	E7
GEARSHIFT DRUM	46	D11
OIL FILTER	31	D3
OIL PAN	31	D3
OIL PUMP	31	D3
PISTON	38	D7
PULSE ALTERNATOR	24	C12
STARTER CLUTCH	24	C12
STARTER MOTOR	30	D3
TENSIONER	16	C8
THERMOSTAT	48	D12
TRANSMISSION	44	D10
VALVE	14	C7
WATER PIPE	48	D12
WATER PUMP	28	D2

GRID

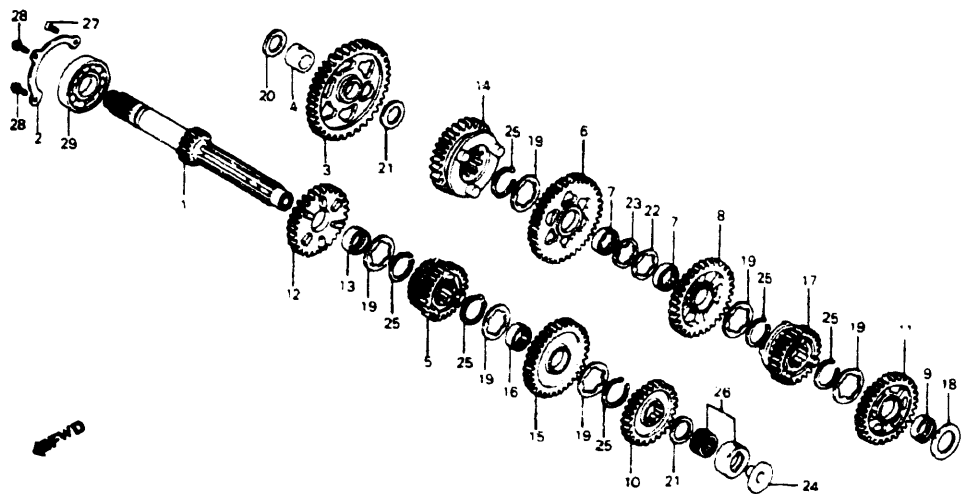
D9

VF700C'84 ENGINE NO.; RC21E-2000021 TO 2016382
VF700C'84 FRAME NO.; RC210-EM000002 TO EM014552
VF700C'84 ENGINE NO.; RC21E-2000019 TO 2016862
VF700C'84 FRAME NO.; RC211-EM000003 TO EM002300

VF700C'85 ENGINE NO.; RC21E-2100016 TO 2110238
VF700C'85 FRAME NO.; RC210-FM100006 TO FM108900
VF700C'85 ENGINE NO.; RC21E-2100022 TO 2108674
VF700C'85 FRAME NO.; RC211-FM100007 TO FM101325

VF700C'86 ENGINE NO.; RC21E-2200005 TO 2209873
VF700C'86 FRAME NO.; RC210-GM200003 TO GM208928
VF700C'86 ENGINE NO.; RC21E-2200011 TO 2210193
VF700C'86 FRAME NO.; RC211-GM200001 TO GM201250

TRANSMISSION



E14MB1E14

Ref No.	BLOCK NO DESCRIPTION	E-14	VF700C			AREA CODE	ENGINE SERIAL NUMBER		QTY REQ	PART NUMBER	HONDA CODE
			1	9	8		4	FROM			
	4 = VF700C'84 5 = VF700C'85 6 = VF700C'86		1	9	8	4					
1	MAINSHAFT (17T)		4	5	6			1	23211-MB0-000	1242676	
2	PLATE, BEARING SETTING		4			A		1	23212-MB0-000	1242684	
	PLATE, BEARING SETTING		4			A	2010867	1	23212-MB0-010	1781582	
			4	5	6			1	23212-MB0-010	1781582	
3	GEAR, COUNTERSHAFT LOW (39T)		4	5	6			1	23421-MB0-000	1242692	
4	COLLAR, 20X11.8		4	5				1	23422-MB0-000	1242700	
	COLLAR, 20X11.8		4	5	6			1	23422-MB0-010	2247674	
5	GEAR, MAINSHAFT SECOND & THIRD (21T/24T)		4					1	23431-MB0-010	1372390	
	GEAR, MAINSHAFT SECOND & THIRD (21T/24T)			5	6			1	23431-MK3-000	2019172	
	GEAR, MAINSHAFT SECOND & THIRD (21T/24T)			5	6			1	23431-MN0-000	2525533	
6	GEAR, COUNTERSHAFT SECOND (34T)		4	5	6			1	23441-MB0-000	1242726	
7	COLLAR, SPLINE, 25X9.5		4	5	6			2	23442-MB0-000	1242734	
8	GEAR, COUNTERSHAFT THIRD (31T)		4	5	6			1	23461-MB0-000	1242742	
9	COLLAR, 25X10		4	5	6			1	23462-MB0-000	1242759	

Ref No.	BLOCK NO DESCRIPTION	E-14	VF700C			AREA CODE	ENGINE SERIAL NUMBER		QTY REQ	PART NUMBER	HONDA CODE
			1	9	8		4	FROM			
	4 = VF700C'84 5 = VF700C'85 6 = VF700C'86		1	9	8	4					
10	GEAR, MAINSHAFT FOURTH (27T)		4	5	6			1	23471-MB0-000	1242767	
11	GEAR, COUNTERSHAFT FOURTH (29T)		4	5	6			1	23481-MB0-000	1242775	
12	GEAR, MAINSHAFT FIFTH (29T)		4					1	23491-MB0-000	1242783	
	GEAR, MAINSHAFT FIFTH (29T)			5	6			1	23491-MK3-000	2019289	
13	COLLAR, 25X12		4	5	6			1	23495-MB0-000	1242791	
14	GEAR, COUNTERSHAFT FIFTH (26T)		4	5	6			1	23501-MB0-010	1457696	
	GEAR, COUNTERSHAFT FIFTH (26T)		4	5	6			1	23501-MN0-000	2525541	
15	GEAR, MAINSHAFT SIXTH (32T)		4					1	23511-MB0-000	1242817	
	GEAR, MAINSHAFT SIXTH (32T)			5	6			1	23511-MK3-000	2019313	
16	COLLAR, SPLINE, 25X12.5		4	5	6			1	23512-MB0-000	1242825	
17	GEAR, COUNTERSHAFT SIXTH (24T)		4	5	6			1	23521-MB0-010	1372416	
18	WASHER K, DRIVE PINION		4	5	6			1	41460-371-000	1243310	
19	WASHER, THRUST, 25X34		4	5	6			6	90452-371-000	0409136	
20	WASHER, THRUST, 20X1.05		4	5	6			1	90453-MB0-770	1312735	
	WASHER, THRUST, 20X0.95		4	5	6			1	90455-MB0-770	1312743	
	WASHER, THRUST, 20X0.90		4	5	6			1	90456-MB0-770	1312750	
	WASHER, THRUST, 20X0.85		4	5	6			1	90457-MB0-770	1312768	
21	WASHER, THRUST, 20X1.00		4	5	6			2	90454-428-000	0684902	
22	WASHER B, THRUST, 25MM		4	5	6			1	90461-286-000	0172460	
23	WASHER, LOCK, 25MM		4	5	6			1	90462-323-000	0255257	
24	ORIFICE, PLATE		4	5	6			1	90558-MB0-000	1251396	
25	CIRCLIP, 25MM		4	5	6			6	90601-300-000	0193482	
26	BEARING, NEEDLE, 20MM		4	5	6			1	91022-415-008	0670976	
27	SCREW, FLAT, 6X16		4	5	6			1	93600-06016-0A	0805358	
28	BOLT, FLANGE, 6X16		4	5	6			2	96000-06016-00	1113687	
	BOLT, FLANGE, 6X16		4	5	6			2	96001-06016-00	2105955	
29	BEARING, RADIAL BALL, 6305		4	5	6			1	96100-63050-00	0674408	

CONTENTS

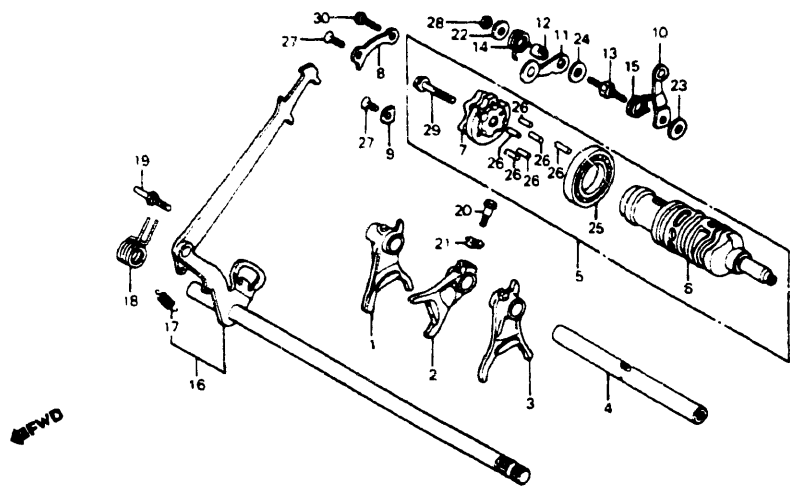
TITLE	PAGE	GRID
AIR INJ CONTROL VALVE	60	E6
ALTERNATOR	26	D1
CAM CHAIN	16	C8
CAMSHAFT	14	C7
CARBURETOR ASSY. (LINK)	52	E2
CARBURETOR COMP. PARTS	57	E4
CLUTCH	21	C10
CRANKCASE COVER. L	28	D2
CRANKCASE COVER. R	19	C9
CRANKSHAFT	38	D7
CROSS SHAFT	50	E1
CYLINDER BLOCK	34	D5
CYLINDER HEAD COVER	2	C1
CYLINDER HEAD. FR. 84-85	3	C1
CYLINDER HEAD. FR. 86	9	C4
CYLINDER HEAD. RR. 84-85	6	C3
CYLINDER HEAD. RR. 86	12	C6
GASKET KIT A	62	E7
GASKET KIT B	63	E7
GEARSHIFT DRUM	46	D11
OIL FILTER	31	D3
OIL PAN	31	D3
OIL PUMP	31	D3
PISTON	38	D7
PULSE ALTERNATOR	24	C12
STARTER CLUTCH	24	C12
STARTER MOTOR	30	D3
TENSIONER	16	C8
THERMOSTAT	48	D12
TRANSMISSION	44	D10
VALVE	14	C7
WATER PIPE	48	D12
WATER PUMP	28	D2

VF700C'84 ENGINE NO.; RC21E-2000021 TO 2016382
 VF700C'84 FRAME NO.; RC210-EM000002 TO EM014552
 VF700C'84 ENGINE NO.; RC21E-2000019 TO 2016862
 VF700C'84 FRAME NO.; RC211-EM000003 TO EM002300

VF700C'85 ENGINE NO.; RC21E-2100016 TO 2110238
 VF700C'85 FRAME NO.; RC210-FM100006 TO FM108900
 VF700C'85 ENGINE NO.; RC21E-2100022 TO 2108674
 VF700C'85 FRAME NO.; RC211-FM100007 TO FM101325

VF700C'86 ENGINE NO.; RC21E-2200005 TO 2209873
 VF700C'86 FRAME NO.; RC210-GM200003 TO GM208928
 VF700C'86 ENGINE NO.; RC21E-2200011 TO 2210193
 VF700C'86 FRAME NO.; RC211-GM200001 TO GM201250

GEARSHIFT DRUM



E14MB1E15

Ref. No.	BLOCK NO. DESCRIPTION	VF700C			AREA CODE	ENGINE SERIAL NUMBER		QTY REQ	PART NUMBER	HONDA CODE
		1	9	8		FROM	TO			
	4 = VF700C'84 5 = VF700C'85 6 = VF700C'86	1	9	8						
		4	5	6						
1	FORK, R. GEARSHIFT	4	5	--				1	24211-MB0-870	1716026
	FORK, R. GEARSHIFT	--	--	6				1	24211-MB4-830	2247482
2	FORK, CENTER GEARSHIFT	4	5	6				1	24212-MB4-000	1438043
3	FORK, L. GEARSHIFT	4	5	--				1	24213-MB4-000	1438050
	FORK, L. GEARSHIFT	--	--	6				1	24213-MB4-830	2247690
4	SHAFT COMP., GEARSHIFT FORK	4	5	--				1	24261-MB0-010	1372457
	SHAFT COMP., GEARSHIFT FORK	--	--	6				1	24261-MK3-770	2247708
5	DRUM ASSY., GEARSHIFT	4	--	--				1	24300-MB1-870	1723071
	DRUM ASSY., GEARSHIFT	--	5	6				1	24300-MB0-870	1781624
6	DRUM, GEARSHIFT	4	5	6				1	24302-MB1-870	1723089
7	PLATE, DRUM CAM	4	--	--				1	24305-MB0-003	1242908
	PLATE, DRUM CAM	--	5	6				1	24305-MB6-000	1708304
8	PLATE A, DRUM	4	5	6				1	24320-MB0-000	1242916
9	PLATE B, DRUM SETTING	4	5	6				1	24321-MB0-000	1242924
10	ARM COMP., NEUTRAL STOPPER	4	5	6				1	24420-MB0-000	1242932
11	ARM COMP., SHIFT DRUM STOPPER	4	5	6				1	24430-MB0-000	1242940

Ref. No.	BLOCK NO. DESCRIPTION	VF700C			AREA CODE	ENGINE SERIAL NUMBER		QTY REQ	PART NUMBER	HONDA CODE
		1	9	8		FROM	TO			
	4 = VF700C'84 5 = VF700C'85 6 = VF700C'86	1	9	8						
		4	5	6						
12	COLLAR, GEARSHIFT DRUM STOPPER	4	5	6				1	24432-413-000	0494336
13	SHAFT, SHIFT DRUM STOPPER PIVOT	4	5	6				1	24434-MB0-000	1242957
14	SPRING, SHIFT DRUM STOPPER	4	5	6				1	24435-MB0-000	1242965
15	SPRING, NEUTRAL STOPPER	4	5	6				1	24436-MB1-000	1245828
16	SPINDLE COMP., GEARSHIFT	4	5	6				1	24610-MB0-000	1242981
17	SPRING, GEARSHIFT ARM	4	5	6				1	24641-MB0-010	1554047
18	SPRING, GEARSHIFT RETURN	4	5	6				1	24651-MB1-000	1245836
19	PIN, SHIFT RETURN SPRING	4	5	6				1	24652-259-000	0039461
20	BOLT, SPECIAL, 7X18	4	5	6				1	90041-MB0-000	1243468
21	WASHER, LOCK	4	5	6				1	90407-MB0-000	1243575
22	WASHER, SHIFT DRUM STOPPER	4	5	6				1	90487-MB0-000	1243666
23	WASHER, 6X2.3	4	5	6				1	90488-MB0-000	1243674
24	WASHER, SPECIAL, 6MM	4	5	6				1	90489-MB0-000	1266097
25	BEARING, BALL, 16005 (NTN)	4	5	6				1	91008-374-003	0362855
	BEARING, 16005	4	5	6				1	91051-719-003	1243823
26	ROLLER, 4X13.8	4	5	6				6	91101-MB0-003	1243831
27	SCREW, FLAT, 6X16	4	5	6				2	93600-06016-0A	0805358
28	NUT, HEX., 6MM	4	--	--				1	94002-06020-0S	1237387
	NUT, HEX., 6MM	--	5	6				1	94002-06200	1317015
29	BOLT, FLANGE, 8X32	4	5	6				1	95800-08032-00	0768879
	BOLT, FLANGE, 8X32	4	5	6				1	95801-08032-00	3699352
30	BOLT, FLANGE, 6X16	4	5	6				1	96000-06016-00	1113687
	BOLT, FLANGE, 6X16	4	5	6				1	96001-06016-00	2105955

CONTENTS

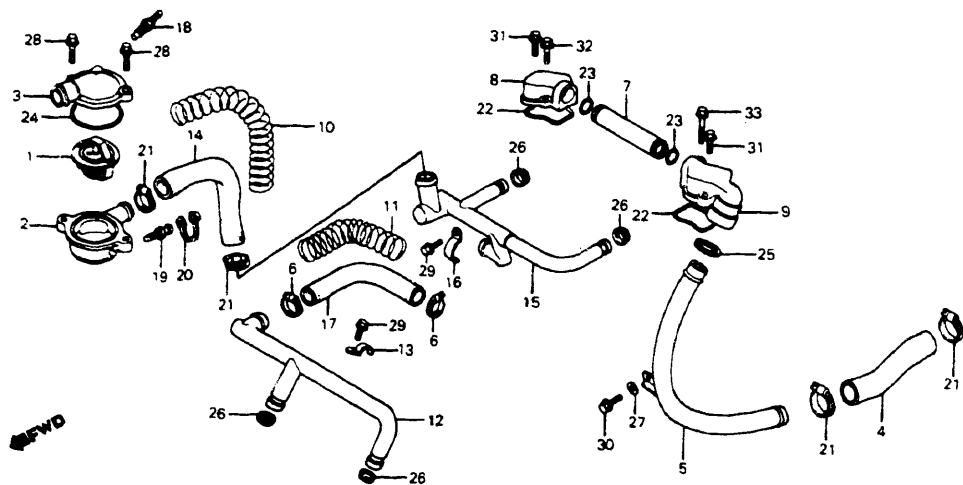
TITLE	PAGE	GRID
AIR INJ CONTROL VALVE	60	E6
ALTERNATOR	26	D1
CAM CHAIN	15	C8
CAMSHAFT	14	C7
CARBURETOR ASSY (LINK)	52	E2
CARBURETOR COMP PARTS	57	E4
CLUTCH	21	C10
CRANKCASE COVER L	28	D2
CRANKCASE COVER R	19	C9
CRANKSHAFT	38	D7
CROSS SHAFT	50	E1
CYLINDER BLOCK	34	D5
CYLINDER HEAD COVER	2	C1
CYLINDER HEAD FR 84-85	3	C1
CYLINDER HEAD FR 86	9	C4
CYLINDER HEAD RR 84-85	6	C3
CYLINDER HEAD RR 86	12	C6
GASKET KIT A	62	E7
GASKET KIT B	63	E7
GEARSHIFT DRUM	46	D11
OIL FILTER	31	D3
OIL PAN	31	D3
OIL PUMP	31	D3
PISTON	38	D7
PULSE ALTERNATOR	24	C12
STARTER CLUTCH	24	C12
STARTER MOTOR	30	D3
TENSIONER	16	C8
THERMOSTAT	48	D12
TRANSMISSION	44	D10
VALVE	14	C7
WATER PIPE	48	D12
WATER PUMP	28	D2

VF700C'84 ENGINE NO.; RC21E-2000021 TO 2016382
 VF700C'84 FRAME NO.; RC210-EM000002 TO EM014552
 VF700C'84 ENGINE NO.; RC21E-2000019 TO 2016862
 VF700C'84 FRAME NO.; RC211-EM000003 TO EM002300

VF700C'85 ENGINE NO.; RC21E-2100016 TO 2110238
 VF700C'85 FRAME NO.; RC210-FM100006 TO FM108900
 VF700C'85 ENGINE NO.; RC21E-2100022 TO 2108674
 VF700C'85 FRAME NO.; RC211-FM100007 TO FM101325

VF700C'86 ENGINE NO.; RC21E-2200005 TO 2209873
 VF700C'86 FRAME NO.; RC210-GM200003 TO GM208928
 VF700C'86 ENGINE NO.; RC21E-2200011 TO 2210193
 VF700C'86 FRAME NO.; RC211-GM200001 TO GM201250

WATER PIPE • THERMOSTAT



E14MB1E16

Ref. No.	BLOCK NO. DESCRIPTION	VF700C			AREA CODE	ENGINE SERIAL NUMBER		QTY REC	PART NUMBER	HONDA CODE
		1	9	8		FROM	TO			
	4 = VF700C'84 5 = VF700C'85 6 = VF700C'86	1	9	8						
		4	5	6						
1	THERMOSTAT	4	5	6				1	19300-MB0-003	1242155
2	CASE, THERMOSTAT	4	5	6				1	19311-MB1-000	1245646
3	COVER, THERMOSTAT	4	5	6				1	19315-MB0-770	1316595
4	HOSE, CONNECTING	4	5	6				1	19502-MB4-000	1386887
5	PIPE, WATER OUTLET CONNECTING	4	5	6				1	19504-MB0-000	1242197
6	CLAMP, WATER HOSE	4						2	19506-KA4-000	1039635
	CLAMP B, WATER HOSE		5	6				2	19517-MB6-000	1742410
7	PIPE, CONNECTING	4	5	6				1	19507-MB0-000	1242205
8	CAP A, CONNECTING	4	5	6				1	19508-MB0-000	1242213
9	CAP B, CONNECTING PIPE	4	5	6				1	19509-MB0-000	1242221
10	WIRE A, GUARD	4						1	19511-MB1-000	1245661
	WIRE A, GUARD		5	6				1	19511-MB4-680	1811124
11	WIRE B, GUARD	4						1	19512-MB0-000	1242239
	WIRE B, GUARD		5	6				1	19512-MB3-003	1742386
12	PIPE A, WATER	4	5	6				1	19520-MB0-000	1242247
13	CLAMP A, WATER PIPE	4	5	6				1	19524-MB0-000	1242254

Ref. No.	BLOCK NO. DESCRIPTION	VF700C			AREA CODE	ENGINE SERIAL NUMBER		QTY REC	PART NUMBER	HONDA CODE
		1	9	8		FROM	TO			
	4 = VF700C'84 5 = VF700C'85 6 = VF700C'86	1	9	8						
		4	5	6						
14	HOSE, WATER	4	5	6				1	19526-MB1-000	1245679
15	PIPE B, WATER	4	5	6				1	19530-MB0-000	1242270
16	CLAMP B, WATER PIPE	4						1	19534-MB2-000	1428119
17	HOSE B, WATER	4	5	6				1	19536-MB0-000	1242296
18	SENDING UNIT, WATER TEMPERATURE (ND)	4	5	6				1	37750-PC1-004	1130780
19	SCREW, BLEEDER	4	5					1	43352-568-003	0505735
	SCREW, BLEEDER			6			2200128	1	43352-568-003	0505735
	SCREW, BLEEDER			6			2200129	1	22866-MF2-711	2247666
20	CAP, BLEEDER SCREW	4	5	6				1	43353-461-771	0954230
21	CLAMP, WATER HOSE	4						4	50228-MB0-000	1243328
	CLAMP A, WATER HOSE		5	6				4	19516-MJ8-000	1760222
22	GASKET, CONNECTING CAP	4	5	6				2	91301-MB0-000	1243880
23	O-RING, 18.3X2.3 (ARAI)	4	5	6				2	91301-147-023	1005453
24	O-RING, 58X2	4	5	6				1	91307-MB0-003	1260827
25	SEAL, WATER PIPE	4	5	6				1	91315-MB0-013	1435239
26	O-RING, 13X2.5	4						4	91335-567-000	0422428
	SEAL, WATER PIPE (ARAI)		5	6				4	91315-ME9-003	1373596
27	WASHER, PLAIN, 6MM	4	5	6				1	94101-06000	0059071
	WASHER, PLAIN, 6MM		5	6				1	94101-06080	3136074
	WASHER, PLAIN, 6MM		5	6				1	94101-06800	0345900
28	BOLT, FLANGE, 6X22	4	5	6				2	95700-06022-00	0483925
	BOLT, FLANGE, 6X22		5	6				2	95701-06022-00	2105823
29	BOLT, FLANGE, 6X14	4	5	6				2	96000-06014-00	0782854
	BOLT, FLANGE, 6X14		5	6				2	96001-06014-00	2154672
30	BOLT, FLANGE, 6X16	4	5	6				1	96000-06016-00	1113687
	BOLT, FLANGE, 6X16		5	6				1	96001-06016-00	2105955
31	BOLT, FLANGE, 6X22	4	5	6				2	96000-06022-07	1292234
	BOLT, FLANGE, 6X22		5	6				2	96001-06022-07	2105971
32	BOLT, FLANGE, 6X25	4	5	6				1	96000-06025-07	1251941
	BOLT, FLANGE, 6X25		5	6				1	96001-06025-07	2105997
33	BOLT, FLANGE, 6X35	4	5	6				1	96000-06035-07	0807362
	BOLT, FLANGE, 6X35		5	6				1	96001-06035-07	2533891

CONTENTS

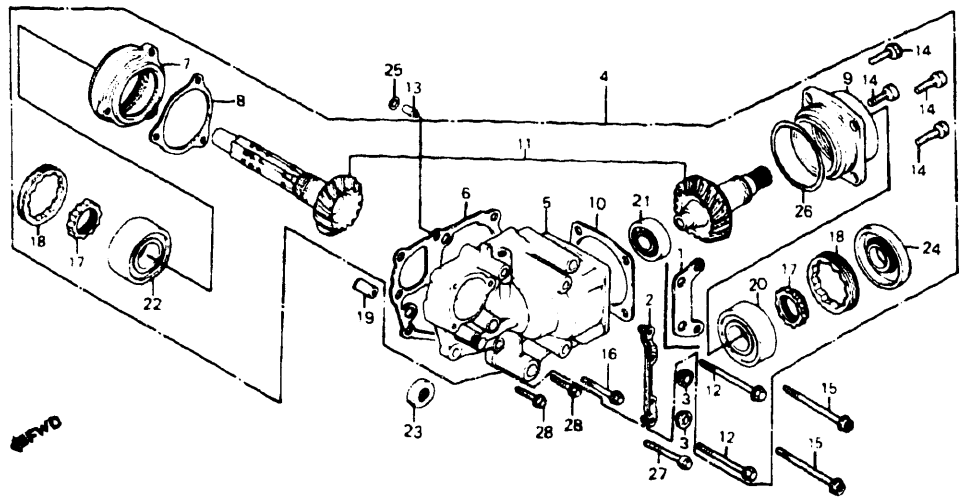
TITLE	PAGE	GRID
AIR INJ. CONTROL VALVE	60	E6
ALTERNATOR	26	D1
CAM CHAIN	16	C8
CAMSHAFT	14	C7
CARBURETOR ASSY. (LINK)	52	E2
CARBURETOR COMP. PARTS	57	E4
CLUTCH	21	C10
CRANKCASE COVER, L.	28	D2
CRANKCASE COVER, R.	19	C9
CRANKSHAFT	38	D7
CROSS SHAFT	50	E1
CYLINDER BLOCK	34	D5
CYLINDER HEAD COVER	2	C1
CYLINDER HEAD, FR. 84-85	3	C1
CYLINDER HEAD, FR. 86	9	C4
CYLINDER HEAD, RR. 84-85	6	C3
CYLINDER HEAD, RR. 86	12	C6
GASKET KIT A	62	E7
GASKET KIT B	63	E7
GEARSHIFT DRUM	46	D11
OIL FILTER	31	D3
OIL PAN	31	D3
OIL PUMP	31	D3
PISTON	38	D7
PULSE ALTERNATOR	24	C12
STARTER CLUTCH	24	C12
STARTER MOTOR	30	D3
TENSIONER	16	C8
THERMOSTAT	48	D12
TRANSMISSION	44	D10
VALVE	14	C7
WATER PIPE	48	D12
WATER PUMP	28	D2

VF700C'84 ENGINE NO.; RC21E-2000021 TO 2016382
 VF700C'84 FRAME NO.; RC210-EM000002 TO EM014552
 VF700C'84 ENGINE NO.; RC21E-2000019 TO 2016862
 VF700C'84 FRAME NO.; RC211-EM000003 TO EM002300

VF700C'85 ENGINE NO.; RC21E-2100016 TO 2110238
 VF700C'85 FRAME NO.; RC210-FM100006 TO FM108900
 VF700C'85 ENGINE NO.; RC21E-2100022 TO 2108674
 VF700C'85 FRAME NO.; RC211-FM100007 TO FM101325

VF700C'86 ENGINE NO.; RC21E-2200005 TO 2209873
 VF700C'86 FRAME NO.; RC210-GM200003 TO GM208928
 VF700C'86 ENGINE NO.; RC21E-2200011 TO 2210193
 VF700C'86 FRAME NO.; RC211-GM200001 TO GM201250

CROSS SHAFT



E14MB1E17

Ref. No.	BLOCK NO. DESCRIPTION	VF700C			AREA CODE	ENGINE SERIAL NUMBER	QTY REQ	PART NUMBER	HONDA CODE
		1	9	8					
4 = VF700C'84		1	9	8					
5 = VF700C'85		8	8	8					
6 = VF700C'86		4	5	6					
1	COVER, CLUTCH	4	---	---			1	11342-MB0-000 1240829	
2	STAY A, RR. COVER	---	5	6			1	11342-MK3-000 2016723	
3	GROMMET B, RR. COVER	4	---	---			2	11345-MB0-000 1240852	
4	CASE ASSY., SIDE GEAR	4	---	---			1	21100-MB0-870 1723097	
	CASE ASSY., SIDE GEAR	---	5	6			1	21100-MK3-000 2018984	
5	CASE COMP., SIDE GEAR	4	5	6			1	21200-MB0-000 1242312	
6	GASKET, SIDE GEAR CASE	4	5	6			1	21291-MB0-770 1290758	
7	HOLDER, COUNTERSHAFT BEARING	4	5	6			1	21301-MB0-000 1245687	
8	SHIM, COUNTERSHAFT (0.40)	4	5	6			AR	21321-MB0-770 1290824	
	SHIM, COUNTERSHAFT (0.45)	4	5	6			AR	21322-MB0-770 1290832	
	SHIM, COUNTERSHAFT (0.50)	4	5	6			AR	21323-MB0-770 1290857	
	SHIM, COUNTERSHAFT (0.55)	4	5	6			AR	21324-MB0-770 1290865	
	SHIM, COUNTERSHAFT (0.60)	4	5	6			AR	21325-MB0-770 1290881	
9	HOLDER, CROSS SHAFT BEARING	4	5	6			1	21371-MB0-000 1242510	
10	SHIM, CROSS SHAFT (0.40)	4	5	6			AR	21381-MB0-770 1290907	
	SHIM, CROSS SHAFT (0.45)	4	5	6			AR	21382-MB0-770 1290931	

Ref. No.	BLOCK NO. DESCRIPTION	VF700C			AREA CODE	ENGINE SERIAL NUMBER	QTY REQ	PART NUMBER	HONDA CODE
		1	9	8					
4 = VF700C'84		1	9	8					
5 = VF700C'85		8	8	8					
6 = VF700C'86		4	5	6					
10	SHIM, CROSS SHAFT (0.50)	4	5	6			AR	21383-MB0-770 1290949	
	SHIM, CROSS SHAFT (0.55)	4	5	6			AR	21384-MB0-770 1290956	
	SHIM, CROSS SHAFT (0.60)	4	5	6			AR	21385-MB0-770 1290980	
11	SHAFT SET, CROSS	4	5	6			1	23200-MB0-870 1723105	
12	BOLT, UBS, 8X100	4	---	---			2	90004-422-000 0690537	
	BOLT, FLANGE, 8X100	---	5	6			2	90042-ME5-000 1330703	
13	ORIFICE, OIL CONTROL	4	5	6			1	90049-MB0-000 1243484	
14	BOLT, SOCKET, 8X22	4	---	---			4	90061-MB0-000 1243500	
	BOLT, SOCKET, 8X22	---	5	6			4	96700-08022-17 2030625	
15	BOLT, FLANGE SOCKET, 8X85	4	---	---			2	90062-MB0-000 1243518	
	BOLT, FLANGE SOCKET, 8X85	---	5	6			2	90062-HA0-000 1824267	
16	BOLT, UBS, 8X60	4	5	6			1	90063-MB0-003 1243526	
17	NUT, LOCK, 30MM	4	5	6			2	90241-MB0-000 1243559	
18	NUT, LOCK, 64MM	4	5	6			2	90242-MB0-000 1243567	
19	ORIFICE, PIN, 10X16	4	5	6			1	90703-MB0-000 1243732	
20	BEARING, BALL, 5206 (TOYO)	4	5	6			1	91008-300-008 0315358	
21	BEARING, BALL, 6303 (KOYO)	4	5	6			1	91011-MB0-003 1243757	
	BEARING, BALL, 6303 (TOYO)	4	5	6			1	91011-MB0-004 1243765	
22	BEARING, RADIAL BALL, 5206	4	5	6			1	91012-MB0-003 1243773	
23	OIL SEAL, 8X25X8	4	5	6			1	91204-MB0-003 1331099	
	OIL SEAL, 8X25X8 (ARAI)	4	5	6			1	91204-MB0-013 2952943	
24	OIL SEAL, 25X66X8.5 (ARAI)	4	5	6			1	91205-MB0-771 1312776	
	OIL SEAL, 25X66X8.5 (ARAI)	4	5	6			1	91205-MG7-003 1562446	
25	O-RING, 5.7X2.2 (ARAI)	4	5	6			1	91308-MB0-003 1260835	
26	O-RING, 3X70	4	5	6			1	91314-MJ0-000 1690767	
	O-RING, 70X3	4	5	6			1	91314-300-000 0483826	
27	BOLT, FLANGE, 8X65	4	5	6			1	95700-08065-00 0671230	
	BOLT, FLANGE, 8X65	4	5	6			1	95701-08065-00 2529113	
28	BOLT, FLANGE, 6X28	4	5	6			2	96000-06028-00 0799072	
	BOLT, FLANGE, 6X28	4	5	6			2	96001-06028-00 2106003	

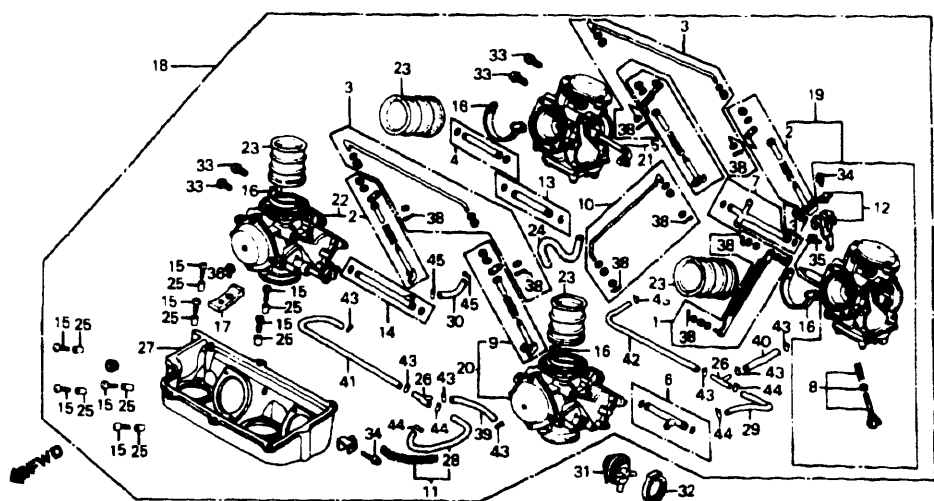
CONTENTS		
TITLE	PAGE	GRID
AIR INJ CONTROL VALVE	60	E6
ALTERNATOR	26	D1
CAM CHAIN	16	C8
CAMSHAFT	14	C7
CARBURETOR ASSY (LINK)	52	E2
CARBURETOR COMP PARTS	57	E4
CLUTCH	21	C10
CRANKCASE COVER L	28	D2
CRANKCASE COVER R	19	C9
CRANKSHAFT	38	D7
CROSS SHAFT	50	E1
CYLINDER BLOCK	34	D5
CYLINDER HEAD COVER	2	C1
CYLINDER HEAD FR 84-85	3	C1
CYLINDER HEAD FR 86	9	C4
CYLINDER HEAD RR 84-85	6	C3
CYLINDER HEAD RR 86	12	C6
GASKET KIT A	62	E7
GASKET KIT B	63	E7
GEARSHIFT DRUM	46	D11
OIL FILTER	31	D3
OIL PAN	31	D3
OIL PUMP	31	D3
PISTON	38	D7
PULSE ALTERNATOR	24	C12
STARTER CLUTCH	24	C12
STARTER MOTOR	30	D3
TENSIONER	16	C8
THERMOSTAT	48	D12
TRANSMISSION	44	D10
VALVE	14	C7
WATER PIPE	48	D12
WATER PUMP	28	D2

VF700C'84 ENGINE NO.; RC21E-2000021 TO 2016382
 VF700C'84 FRAME NO.; RC210-EM000002 TO EM014552
 VF700C'84 ENGINE NO.; RC21E-2000019 TO 2016862
 VF700C'84 FRAME NO.; RC211-EM000003 TO EM002300

VF700C'85 ENGINE NO.; RC21E-2100016 TO 2110238
 VF700C'85 FRAME NO.; RC210-FM100006 TO FM108900
 VF700C'85 ENGINE NO.; RC21E-2100022 TO 2108674
 VF700C'85 FRAME NO.; RC211-FM100007 TO FM101325

VF700C'86 ENGINE NO.; RC21E-2200005 TO 2209873
 VF700C'86 FRAME NO.; RC210-GM200003 TO GM208928
 VF700C'86 ENGINE NO.; RC21E-2200011 TO 2210193
 VF700C'86 FRAME NO.; RC211-GM200001 TO GM201250

CARBURETOR ASSY. (LINK)



E14MB1E18

Ref. No.	BLOCK NO. DESCRIPTION	VF700C			AREA CODE	ENGINE SERIAL NUMBER	QTY REQ	PART NUMBER	HONDA CODE
		1	2	3					
	4 = VF700C'84 5 = VF700C'85 6 = VF700C'86	1	1	1					
		9	9	9					
		8	8	8					
		4	5	6					
1	LEVER SET A, LINK	4	--	--			1	16017-MB0-671 1241785	
	LEVER SET A, LINK	--	5	6			1	16017-MB0-672 1435247	
2	LINK SET A, STARTER	4	5	6			2	16018-MB0-671 1241793	
	LINK SET A, STARTER	4	5	6			2	16018-MK3-771 2536555	
3	ROD SET A, STARTER LINK	4	5	6			2	16019-MB0-671 1241801	
4	JOINT SET C, FUEL	4	5	6			1	16022-MB1-771 1313964	
5	LINK SET B, STARTER	4	5	6			1	16025-MB0-671 1241819	
	LINK SET B, STARTER	4	5	6			1	16025-MK3-771 2536563	
6	JOINT SET A, FUEL	4	5	6			1	16026-MB0-671 1241827	
7	JOINT SET E, FUEL	4	5	--			1	16027-MB2-004 1723113	
		--	--	6	A		1	16027-MB2-004 1723113	
	JOINT SET E, FUEL	--	--	6	AC		1	16027-MK3-781 2257301	
8	SCREW SET (B)	4	5	--			1	16028-KR3-671 2039949	
		--	--	6	A		1	16028-KR3-671 2039949	
	SCREW SET (B)	4	5	--			1	16028-MB0-671 1241835	
		--	--	6	A		1	16028-MB0-671 1241835	
	SCREW SET B	--	--	6	AC		1	16028-MK3-781 2257319	

Ref. No.	BLOCK NO. DESCRIPTION	VF700C			AREA CODE	ENGINE SERIAL NUMBER	QTY REQ	PART NUMBER	HONDA CODE
		1	2	3					
	4 = VF700C'84 5 = VF700C'85 6 = VF700C'86	1	1	1					
		9	9	9					
		8	8	8					
		4	5	6					
9	LINK SET C, STARTER	4	5	6			1	16031-MB0-671 1241850	
10	ROD SET B, STARTER LINK	4	5	6			1	16032-MB0-671 1241868	
11	TUBE SET	--	5	--	AC		1	16199-MK3-681 2017648	
	TUBE SET	--	--	6	AC		1	16034-MK3-781 2257327	
12	PLATE SET, STAY	4	5	6			1	16035-MB0-671 1241876	
13	JOINT SET D, FUEL	4	5	6			1	16042-MB1-771 1313972	
14	JOINT SET B, FUEL	4	5	6			1	16047-MB0-671 1241900	
	JOINT SET B, FUEL	4	5	6			1	16047-MB0-771 1384965	
15	SCREW, PAN	4	5	6			8	16080-MB0-671 1241959	
16	WASHER, TONGUED	--	--	6			4	16090-MK3-004 2257343	
17	PLATE, SETTING	4	--	--			1	16094-MB0-671 1241967	
18	CARBURETOR ASSY.	4	--	--	A		1	16100-MB1-871 1723121	
	CARBURETOR ASSY.	4	--	--	AC		1	16100-MB1-881 1723139	
	CARBURETOR ASSY.	--	5	--	A		1	16100-MK3-004 2017499	
	CARBURETOR ASSY.	--	5	--	A		1	16100-MK3-014 2440691	
	CARBURETOR ASSY.	--	5	--	AC		1	16100-MK3-681 2017507	
	CARBURETOR ASSY.	--	5	--	AC		1	16100-MK3-682 2247054	
	CARBURETOR ASSY.	--	--	6	A		1	16100-MK3-772 2480929	
	CARBURETOR ASSY.	--	--	6	AC		1	16100-MK3-782 2480937	
19	CARBURETOR ASSY. 1	4	--	--	A		1	16101-MB1-871 1723147	
	CARBURETOR ASSY. 1	4	--	--	AC		1	16101-MB1-881 1723154	
	CARBURETOR ASSY. 1	--	5	--	A		1	16101-MK3-004 2017515	
	CARBURETOR ASSY. 1	--	5	--	AC		1	16101-MK3-681 2017523	
	CARBURETOR ASSY. 1	--	--	6	A		1	16101-MK3-771 2257350	
	CARBURETOR ASSY. 1	--	--	6	AC		1	16101-MK3-781 2257368	
20	CARBURETOR ASSY. 2	4	--	--	A		1	16102-MB1-871 1723162	
	CARBURETOR ASSY. 2	4	--	--	AC		1	16102-MB1-881 1723170	
	CARBURETOR ASSY. 2	--	5	--	A		1	16102-MK3-004 2017556	
	CARBURETOR ASSY. 2	--	5	--	AC		1	16102-MK3-681 2017564	
	CARBURETOR ASSY. 2	--	--	6	A		1	16102-MK3-771 2257376	
	CARBURETOR ASSY. 2	--	--	6	AC		1	16102-MK3-781 2257384	
21	CARBURETOR ASSY. 3	4	--	--	A		1	16103-MB1-871 1723188	

CONTENTS

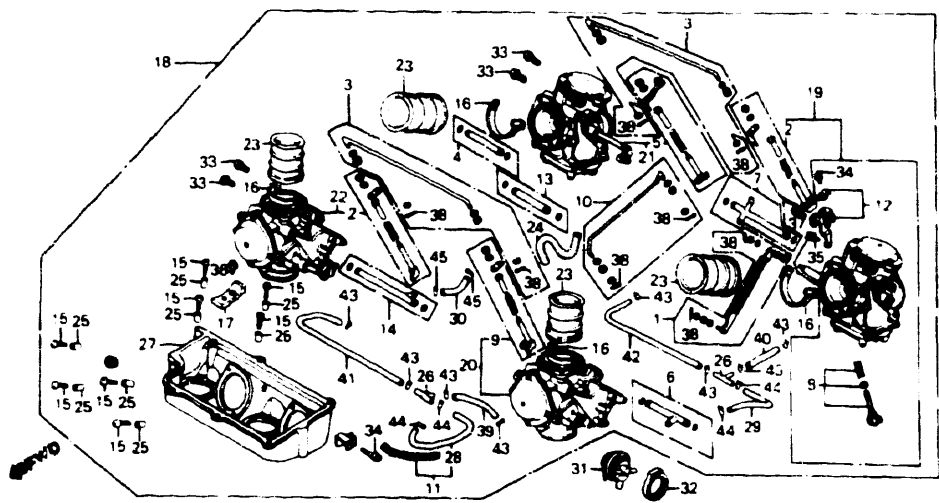
TITLE	PAGE	GRID
AIR INJ CONTROL VALVE	60	E6
ALTERNATOR	26	D1
CAM CHAIN	16	C8
CAMSHAFT	14	C7
CARBURETOR ASSY (LINK)	52	E2
CARBURETOR COMP PARTS	57	E4
CLUTCH	21	C10
CRANKCASE COVER L	28	D2
CRANKCASE COVER R	19	C9
CRANKSHAFT	38	D7
CROSS SHAFT	50	E1
CYLINDER BLOCK	34	D5
CYLINDER HEAD COVER	2	C1
CYLINDER HEAD FR 84-85	3	C1
CYLINDER HEAD FR 86	9	C4
CYLINDER HEAD RR 84-85	6	C3
CYLINDER HEAD RR 86	12	C6
GASKET KIT A	62	E7
GASKET KIT B	63	E7
GEARSHIFT DRUM	46	D11
OIL FILTER	31	D3
OIL PAN	31	D3
OIL PUMP	31	D3
PISTON	38	D7
PULSE ALTERNATOR	24	C12
STARTER CLUTCH	24	C12
STARTER MOTOR	30	D3
TENSIONER	16	C8
THERMOSTAT	48	D12
TRANSMISSION	44	D10
VALVE	14	C7
WATER PIPE	48	D12
WATER PUMP	28	D2

VF700C'84 ENGINE NO.; RC21E-2000021 TO 2016382
 VF700C'84 FRAME NO.; RC210-EM000002 TO EM014552
 VF700C'84 ENGINE NO.; RC21E-2000019 TO 2016862
 VF700C'84 FRAME NO.; RC211-EM000003 TO EM002300

VF700C'85 ENGINE NO.; RC21E-2100016 TO 2110238
 VF700C'85 FRAME NO.; RC210-FM100006 TO FM108900
 VF700C'85 ENGINE NO.; RC21E-2100022 TO 2108674
 VF700C'85 FRAME NO.; RC211-FM100007 TO FM101325

VF700C'86 ENGINE NO.; RC21E-2200005 TO 2209873
 VF700C'86 FRAME NO.; RC210-GM200003 TO GM208928
 VF700C'86 ENGINE NO.; RC21E-2200011 TO 2210193
 VF700C'86 FRAME NO.; RC211-GM200001 TO GM201250

CARBURETOR ASSY. (LINK)



E14MB1E18

Ref No	BLOCK NO	E-18	VF700C			A R E A	C O D E	ENGINE SERIAL NUMBER		QTY REQ	PART NUMBER	HONDA CODE
			1	9	8			4	5			
	4 = VF700C 84		1	9	8							
	5 = VF700C 85		9	8	4							
	6 = VF700C 86		8	4	5							
21	CARBURETOR ASSY. 3	4	---	---	AC	---	---	---	1	16103-MB1-881	1723196	
	CARBURETOR ASSY. 3	---	5	---	A	---	---	---	1	16103-MK3-004	2017572	
	CARBURETOR ASSY. 3	---	5	---	AC	---	---	---	1	16103-MK3-681	2017580	
	CARBURETOR ASSY. 3	---	6	---	A	---	---	---	1	16103-MK3-771	2257392	
	CARBURETOR ASSY. 3	---	6	---	AC	---	---	---	1	16103-MK3-781	2257400	
22	CARBURETOR ASSY. 4	4	---	---	A	---	---	---	1	16104-MB1-871	1723204	
	CARBURETOR ASSY. 4	4	---	---	AC	---	---	---	1	16104-MB1-881	1723212	
	CARBURETOR ASSY. 4	---	5	---	A	---	---	---	1	16104-MK3-004	2017598	
	CARBURETOR ASSY. 4	---	5	---	AC	---	---	---	1	16104-MK3-681	2017606	
	CARBURETOR ASSY. 4	---	6	---	A	---	---	---	1	16104-MK3-771	2257418	
	CARBURETOR ASSY. 4	---	6	---	AC	---	---	---	1	16104-MK3-781	2257426	
23	FUNNEL, AIR	4	5	6					4	16141-MB0-672	1317064	
24	TUBE	---	6	---	AC	---	---	---	1	16143-MK3-781	2257467	
25	PIN, KNOCK	4	5	6					8	16178-MB0-671	1244177	
26	T-JOINT	4	5	6	AC				2	16180-MB2-881	1707868	
27	BASE, AIR CLEANER	4	5	---	A				1	16188-MB1-611	1723220	

Ref No	BLOCK NO	E-18	VF700C			A R E A	C O D E	ENGINE SERIAL NUMBER		QTY REQ	PART NUMBER	HONDA CODE
			1	9	8 <th>4</th> <th>5</th> <th>6</th> <th>FROM</th> <th>TO</th>			4	5			
	4 = VF700C 84		1	9	8							
	5 = VF700C 85		9	8	4							
	6 = VF700C 86		8	4	5							
27	BASE, AIR CLEANER	4	5	---	AC	---	---	---	1	16188-MB1-881	1723238	
	BASE, AIR CLEANER	4	5	6	A	---	---	---	1	16188-MB0-611	2257491	
	BASE COMP., AIR CLEANER	---	---	5	AC	---	---	---	1	16188-MK3-781	2257509	
28	TUBE	4	---	---	AC	---	---	---	1	16199-MB1-881	1707884	
	TUBE	---	---	6	AC	---	---	---	1	16145-MK3-781	2257483	
29	TUBE	4	---	---	AC	---	---	---	1	16199-MB2-881	1723246	
	TUBE, AIR VENT	4	---	---	AC	---	---	---	1	16199-MB4-621	1426097	
	TUBE SET	---	5	6	AC	---	---	---	1	16199-MK3-681	2017648	
30	TUBE, AIR VENT	4	5	6					1	16199-MB4-621	1426097	
31	VALVE COMP., PURGE CONTROL	4	5	---	AC	---	---	---	1	17440-MB4-880	1546282	
	VALVE COMP., PURGE CONTROL	---	---	6	AC	---	---	---	1	17440-MJ4-770	2068674	
32	RUBBER, PURGE CONTROL VALVE MOUNTING	4	5	6	AC	---	---	---	1	17451-ME5-760	1557156	
33	SCREW, PAN, 4X8	---	---	6					8	93500-04008-0H	0369017	
34	SCREW-WASHER, 4X10	4	5	---					1	93892-04010-00	0962985	
		---	---	6					2	93892-04010-00	0962985	
35	SCREW-WASHER, 4X12	4	5	6					1	93892-04014-00	0692046	
36	SCREW-WASHER, 5X8	4	---	---					1	93892-05008-08	0791335	
37	SCREW-WASHER, 5X12	4	5	6					1	93892-05012-00	0691808	
38	PIN, SPLIT, 1.2X8	---	---	6					8	94201-12080	0344895	
39	TUBF, 3.5X60 (BULK HOSE: 95001-35003-40M)	4	---	---	AC	---	---	---	1	95001-35060-40	0394205	
	TUBE, 4.5X70 (BULK HOSE: 95001-45008-40M)	---	5	---	AC	---	---	---	1	95001-45070-40	0673426	
	TUBE, 4.5X85 (BULK HOSE: 95001-45008-40M)	---	5	---	AC	---	---	---	1	95001-45085-40	0761288	
	TUBE, 4.5X100 (BULK HOSE: 95001-45008-40M)	---	5	---	AC	---	---	---	1	95001-45100-40S	3102365	
	TUBE	---	---	6	AC	---	---	---	1	16144-MK3-781	2257475	
40	TUBE, 3.5X70 (BULK HOSE: 95001-35003-40M)	4	---	---	AC	---	---	---	1	95001-35070-40	0451807	
	TUBE COMP.	---	---	6	AC	---	---	---	1	16199-MK3-781	2257533	
41	TUBE, 3.5X170 (BULK HOSE: 95001-35003-40M)	4	---	---	AC	---	---	---	1	95001-35170-40	0451526	

CONTENTS		
TITLE	PAGE	GRID
AIR INJ CONTROL VALVE	60	E6
ALTERNATOR	26	D1
CAM CHAIN	16	C8
CAMSHAFT	14	C7
CARBURETOR ASSY (LINK)	52	E2
CARBURETOR COMP PARTS	57	E4
CLUTCH	21	C10
CRANKCASE COVER L	28	D2
CRANKCASE COVER R	19	C9
CRANKSHAFT	38	D7
CROSS SHAFT	50	E1
CYLINDER BLOCK	34	D5
CYLINDER HEAD COVER	2	C1
CYLINDER HEAD FR 84-85	3	C1
CYLINDER HEAD FR 86	9	C4
CYLINDER HEAD RR 84-85	6	C3
CYLINDER HEAD RR 86	12	C6
GASKET KIT A	62	E7
GASKET KIT B	63	E7
GEARSHIFT DRUM	46	D11
OIL FILTER	31	D3
OIL PAN	31	D3
OIL PUMP	31	D3
PISTON	38	D7
PULSE ALTERNATOR	24	C12
STARTER CLUTCH	24	C12
STARTER MOTOR	30	D3
TENSIONER	16	C8
THERMOSTAT	48	D12
TRANSMISSION	44	D10
VALVE	14	C7
WATER PIPE	48	D12
WATER PUMP	28	D2

VF700C'84 ENGINE NO.; RC21E-2000021 TO 2016382
 VF700C'84 FRAME NO.; RC210-EM000002 TO EM014552
 VF700C'84 ENGINE NO.; RC21E-2000019 TO 2016862
 VF700C'84 FRAME NO.; RC211-EM000003 TO EM002300

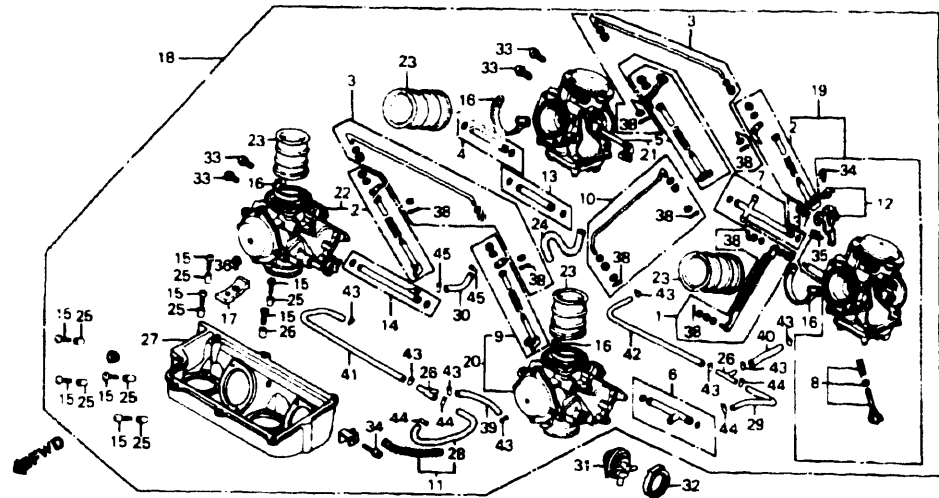
VF700C'85 ENGINE NO.; RC21E-2100016 TO 2110238
 VF700C'85 FRAME NO.; RC210-FM100006 TO FM108900
 VF700C'85 ENGINE NO.; RC21E-2100022 TO 2108674
 VF700C'85 FRAME NO.; RC211-FM100007 TO FM101325

VF700C'86 ENGINE NO.; RC21E-2200005 TO 2209873
 VF700C'86 FRAME NO.; RC210-GM200003 TO GM208928
 VF700C'86 ENGINE NO.; RC21E-2200011 TO 2210193
 VF700C'86 FRAME NO.; RC211-GM200001 TO GM201250

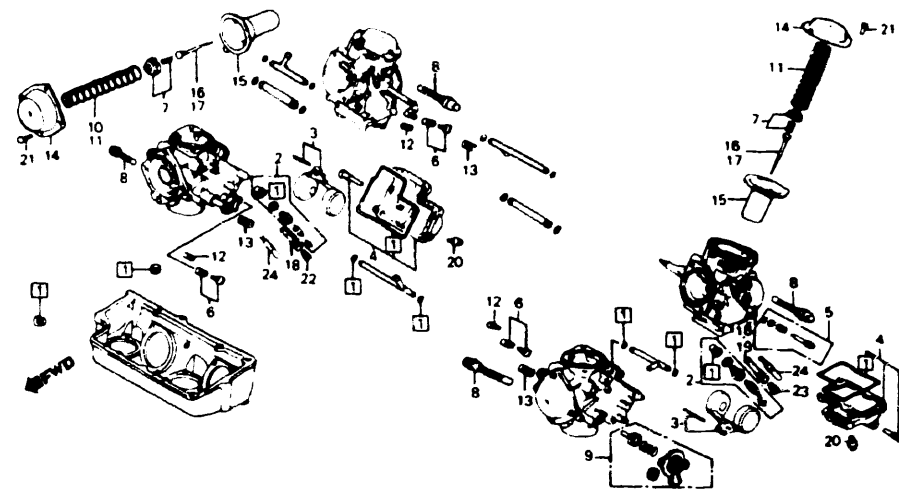
CARBURETOR ASSY. (LINK)

CARBURETOR COMP. PARTS

CONTENTS



E14MB1E18



E14MB1E1801

TITLE	PAGE	GRID
AIR INJ CONTROL VALVE	60	E6
ALTERNATOR	26	D1
CAM CHAIN	16	C8
CAMSHAFT	14	C7
CARBURETOR ASSY (LINK)	52	E2
CARBURETOR COMP PARTS	57	E4
CLUTCH	21	C10
CRANKCASE COVER L	28	D2
CRANKCASE COVER R	19	C9
CRANKSHAFT	38	D7
CROSS SHAFT	50	E1
CYLINDER BLOCK	34	D5
CYLINDER HEAD COVER	2	C1
CYLINDER HEAD FR 84-85	3	C1
CYLINDER HEAD FR 86	9	C4
CYLINDER HEAD RR 84-85	6	C3
CYLINDER HEAD RR 86	12	C6
GASKET KIT A	62	E7
GASKET KIT B	63	E7
GEARSHIFT DRUM	46	D11
OIL FILTER	31	D3
OIL PAN	31	D3
OIL PUMP	31	D3
PISTON	38	D7
PULSE ALTERNATOR	24	C12
STARTER CLUTCH	24	C12
STARTER MOTOR	30	D3
TENSIONER	16	C8
THERMOSTAT	48	D12
TRANSMISSION	44	D10
VALVE	14	C7
WATER PIPE	48	D12
WATER PUMP	28	D2

Ref No.	BLOCK NO. DESCRIPTION	E-18	VF700C AREA CODE			ENGINE SERIAL NUMBER		QTY REQ	PART NUMBER	HONDA CODE
			4	5	6	FROM	TO			
	4 = VF700C'84 5 = VF700C'85 6 = VF700C'86									
41	TUBE, 4.5X180 (BULK HOSE: 95001-45008-40M)	-- 5 --	AC				1	95001-45180-40	0344929	
	TUBE	-- -- 6	AC				1	16198-MK3-781	2257525	
42	TUBE, 3.5X200 (BULK HOSE: 95001-35001-40M)	4 -- --	AC				1	95001-35200-40	0371948	
	TUBE, 4.5X210 (BULK HOSE: 95001-45008-40M)	-- 5 --	AC				1	95001-45210-40	1825074	
	TUBE	-- -- 6	AC				1	16196-MK3-781	2257517	
43	CLIP, TUBE, B7	4 -- --	AC				8	95002-02070	0250639	
	CLIP, TUBE, B8	-- 5 6	AC				8	95002-02080	0250647	
44	CLIP, TUBE, B10	4 5 6	AC				4	95002-02100	0250985	
45	CLIP, TUBE, B12	4 5 --					2	95002-02120	0335034	
	CLIP, TUBE	-- -- 6					2	16163-MB3-671	1839364	

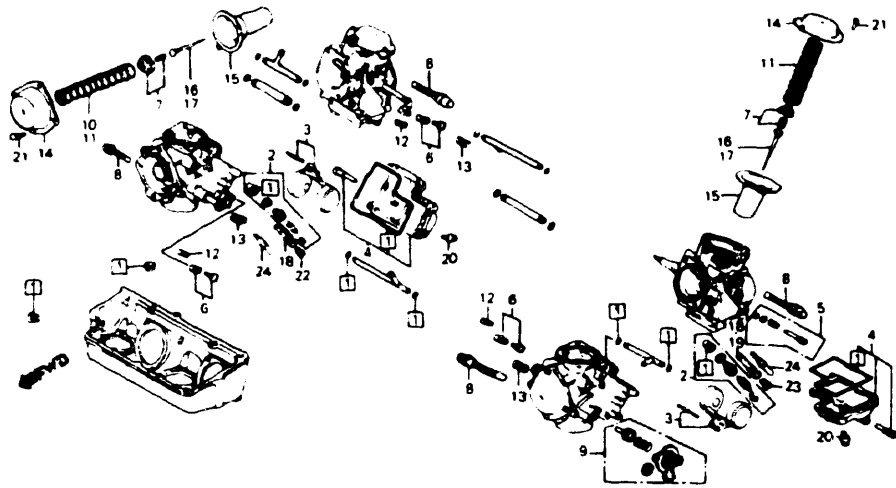
Ref No.	BLOCK NO. DESCRIPTION	E-18-1	VF700C AREA CODE			ENGINE SERIAL NUMBER		QTY REQ	PART NUMBER	HONDA CODE
			4	5	6	FROM	TO			
	4 = VF700C'84 5 = VF700C'85 6 = VF700C'86									
1	GASKET SET	4 5 --					4	16010-MB4-621	1426014	
	GASKET SET	4 5 6					4	16010-MB4-622	2249340	
	GASKET SET	4 5 6					4	16010-MB6-305	3911518	
	GASKET SET	4 5 6					4	16010-MB6-681	2076362	
2	VALVE SET, FLOAT	4 5 6					4	16011-MB1-671	1435254	
	VALVE SET, FLOAT	-- -- 6					4	16011-ML8-741	2151686	
3	FLOAT SET	4 5 6					4	16013-MB0-671	1241751	
4	CHAMBER SET, FLOAT	4 5 --					4	16015-MB0-671	1241769	
	CHAMBER SET, FLOAT	-- -- 6					4	16015-MB0-871	2249373	
5	SCREW SET A	4 5 6					4	16016-MF5-671	1438027	
6	SCREW SET C	4 5 6					3	16029-MB0-671	1241843	
7	PLATE SET, VALVE	4 5 6					4	16037-MB0-671	1241884	
8	VALVE SET, STARTER	4 5 --					4	16046-MA6-003	1241892	
	VALVE SET, STARTER	-- -- 6					4	16046-MG9-681	1918507	
9	VALVE SET, AIR CUT	-- -- 6					4	16048-MK3-771	2257335	
10	SPRING, FR. VACUUM PISTON	4 -- --					2	16050-MB0-671	1241918	

VF700C'84 ENGINE NO.; RC21E-2000021 TO 2016382
 VF700C'84 FRAME NO.; RC210-EM000002 TO EM014552
 VF700C'84 ENGINE NO.; RC21E-2000019 TO 2016862
 VF700C'84 FRAME NO.; RC211-EM000003 TO EM002300

VF700C'85 ENGINE NO.; RC21E-2100016 TO 2110238
 VF700C'85 FRAME NO.; RC210-FM100006 TO FM108900
 VF700C'85 ENGINE NO.; RC21E-2100022 TO 2108674
 VF700C'85 FRAME NO.; RC211-FM100007 TO FM101325

VF700C'86 ENGINE NO.; RC21E-2200005 TO 2209873
 VF700C'86 FRAME NO.; RC210-GM200003 TO GM208928
 VF700C'86 ENGINE NO.; RC21E-2200011 TO 2210193
 VF700C'86 FRAME NO.; RC211-GM200001 TO GM201250

CARBURETOR COMP. PARTS



F14MB1E1801

Ref No	BLOCK NO	E-18-1	VF700C			AREA CODE	ENGINE SERIAL NUMBER		QTY REQ	PART NUMBER	HONDA CODE
			1	5	6		FROM	TO			
4	VF700C 84		1	1	1						
5	VF700C 85		9	9	9						
6	VF700C 86		8	8	8						
4			4	5	6						
11	SPRING, RR. VACUUM PISTON		4	--	--				2	16051-MB0-671	1241926
			--	5	6				4	16051-MB0-671	1241926
12	SPRING		4	5	6				3	16052-MB0-671	1241934
13	SPRING		4	5	6				3	16053-MB0-671	1241942
14	TOP COMP.		4	--	--				4	16107-MB0-671	1242023
	TOP COMP.		4	5	6				4	16108-ME5-671	1365378
15	PISTON COMP., VACUUM		4	--	--				4	16111-MB1-771	1314038
	PISTON COMP., VACUUM		--	5	--				4	16111-MK3-004	2017614
	PISTON COMP., VACUUM		--	5	--				4	16111-MK3-731	2257434
			--	--	6	AC			4	16111-MK3-731	2257434
	PISTON COMP., VACUUM		--	--	6	A			4	16111-MK3-771	2257442
16	NEEDLE, JET		4	--	--	A			4	16131-MB1-871	1723253
			--	5	--	A			2	16131-MB1-871	1723253
	NEEDLE, JET		4	--	--	AC			2	16131-MB1-881	1723261
	NEEDLE, JET		--	--	6				4	16131-MK3-771	2257459
17	NEEDLE, JET		4	--	--	AC			2	16131-MB4-771	1546233
	NEEDLE, JET		4	--	--	AC			2	16131-MB4-881	1707843

Ref No	BLOCK NO	E-18-1	VF700C			AREA CODE	ENGINE SERIAL NUMBER		QTY REQ	PART NUMBER	HONDA CODE
			1	5	6		FROM	TO			
4	VF700C 84		1	1	1						
5	VF700C 85		9	9	9						
6	VF700C 86		8	8	8						
4			4	5	6						
17	NEEDLE, JET		4	--	--	AC			2	16151-MB4-771	1546241
	NEEDLE, JET		--	5	--	A			2	16151-MK3-004	2017622
			--	5	--	AC			4	16151-MK3-004	2017622
18	HOLDER, FR. JET NEEDLE		4	--	--				2	16165-MB1-771	1314061
	HOLDER, NEEDLE JET		--	5	6				4	16165-MK3-004	2017630
19	HOLDER, RR. JET NEEDLE		4	--	--				2	16167-MB0-671	1242080
20	SCREW, PAN, 4X10		4	5	6				16	93500-04010-0A	0188359
21	SCREW-WASHER, 4X16		4	5	6				16	93892-04016-00	0692053
22	JET, MAIN, =95		4	5	6				2	99101-393-0950	0481861
23	JET, MAIN, =98		--	5	6				2	99101-393-0980	0476697
24	JET, SLOW, =38		4	5	6				4	99103-437-0380	1244029

CONTENTS

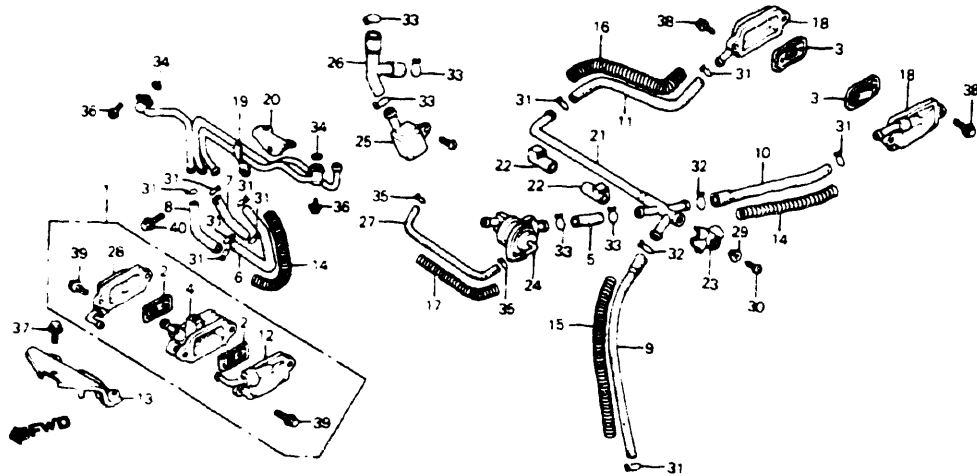
TITLE	PAGE	GRID
AIR INJ CONTROL VALVE	60	E6
ALTERNATOR	26	D1
CAM CHAIN	16	C8
CAMSHAFT	14	C7
CARBURETOR ASSY (LINK)	52	E2
CARBURETOR COMP PARTS	57	E4
CLUTCH	21	C10
CRANKCASE COVER L	28	D2
CRANKCASE COVER R	19	C9
CRANKSHAFT	38	D7
CROSS SHAFT	50	E1
CYLINDER BLOCK	34	D5
CYLINDER HEAD COVER	2	C1
CYLINDER HEAD FR 84-85	3	C1
CYLINDER HEAD FR 86	9	C4
CYLINDER HEAD RR 84-85	6	C3
CYLINDER HEAD RR 86	12	C6
GASKET KIT A	62	E7
GASKET KIT B	63	E7
GEARSHIFT DRUM	46	D11
OIL FILTER	31	D3
OIL PAN	31	D3
OIL PUMP	31	D3
PISTON	38	D7
PULSE ALTERNATOR	24	C12
STARTER CLUTCH	24	C12
STARTER MOTOR	30	C3
TENSIONER	16	C8
THERMOSTAT	48	D12
TRANSMISSION	44	D10
VALVE	14	C7
WATER PIPE	48	D12
WATER PUMP	28	D2

VF700C'84 ENGINE NO.; RC21E-2000021 TO 2016382
 VF700C'84 FRAME NO.; RC210-EM000002 TO EM014552
 VF700C'84 ENGINE NO.; RC21E-2000019 TO 2016862
 VF700C'84 FRAME NO.; RC211-EM000003 TO EM002300

VF700C'85 ENGINE NO.; RC21E-2100016 TO 2110238
 VF700C'85 FRAME NO.; RC210-FM100006 TO FM108900
 VF700C'85 ENGINE NO.; RC21E-2100022 TO 2108674
 VF700C'85 FRAME NO.; RC211-FM100007 TO FM101325

VF700C'86 ENGINE NO.; RC21E-2200005 TO 2209873
 VF700C'86 FRAME NO.; RC210-GM200003 TO GM208928
 VF700C'86 ENGINE NO.; RC21E-2200011 TO 2210193
 VF700C'86 FRAME NO.; RC211-GM200001 TO GM201250

AIR INJ. CONTROL VALVE



E14MP/E19

4 = VF700C B4
5 = VF700C B5
6 = VF700C B6

Ref No	BLOCK NO	E-19	VF700C			AREA	ENGINE SERIAL NUMBER	QTY	PART NUMBER	HONDA CODE
			4	5	6					
17	WIRE D, GUARD	---	6	AC	---	---	1	18629-MK3-780	2247526	
18	COVER COMP. B, AIR SUCTION VALVE	---	6	AC	---	---	2	18630-MK3-781	2400091	
19	PIPE COMP., FR. AIR	---	6	AC	---	---	1	18640-MK3-781	2480945	
20	PLATE SET, AIR PIPE	---	6	AC	---	---	1	18644-MK3-780	2480952	
21	JOINT, AIR PIPE FOUR WAY	---	6	AC	---	---	1	18645-MK3-780	2247559	
22	RUBBER, AIR PIPE FOUR WAY JOINT MOUNTING	---	6	AC	---	---	2	18646-MK3-780	2247567	
23	COVER, AIR PIPE JOINT	---	6	AC	---	---	1	18647-MK3-780	2247575	
24	VALVE ASSY., AIR INJECTION CONTROL	---	6	AC	---	2202573	1	18650-MK3-781	2292415	
	VALVE ASSY., AIR INJECTION CONTROL	---	6	AC	---	2202574	1	18650-MK3-783	2480960	
25	TANK, AIR INTAKE CONTROL VALVE CHAMBER	---	6	AC	---	---	1	18652-MK3-780	2247591	
26	TUBE, THREE WAY	---	6	AC	---	---	1	18653-MK3-780	2247609	
27	TUBE, BOOST	---	6	AC	---	---	1	18654-MK3-780	2257558	
28	COVER COMP. C, AIR SUCTION VALVE	---	6	AC	---	---	1	18660-MK3-781	2400109	
29	COLLAR, RADIATOR DUCT	---	6	AC	---	---	1	61315-MJ4-000	2071678	
30	SCREW, SPECIAL, 6X10	---	6	AC	---	---	1	90190-MJ8-000	1771179	
31	CLIP, TUBE, (B14)	---	6	AC	---	---	10	90641-MK3-780	2248300	
32	CLIP, TUBE (B16)	---	6	AC	---	---	2	90643-MK3-781	2295137	
33	CLIP, TUBE (B20)	---	6	AC	---	---	5	90653-MK3-780	2257624	
34	O-RING, 9.8X1.9	---	6	AC	---	---	2	91305-PE2-003	1869478	
35	CLIP, TUBE, B6.5	---	6	AC	---	---	2	95002-02650	0315705	
36	BOLT, FLANGE, 6X16	---	6	AC	---	---	2	95700-06016-07	1007277	
	BOLT, FLANGE, 6X16	---	6	AC	---	---	2	95701-06016-07	2316578	
37	BOLT, FLANGE, 6X14	---	6	AC	---	---	1	96000-06014-00	0782854	
	BOLT, FLANGE, 6X14	---	6	AC	---	---	1	96001-06014-00	2154672	
38	BOLT, FLANGE, 6X18	---	6	AC	---	---	4	96000-06018-07	1435106	
	BOLT, FLANGE, 6X18	---	6	AC	---	---	4	96001-06018-07	2737757	
39	BOLT, FLANGE, 6X20	---	6	AC	---	---	4	96000-06020-07	1292226	
	BOLT, FLANGE, 6X20	---	6	AC	---	---	4	96001-06020-07	2479624	
40	BOLT, FLANGE, 6X10	---	6	AC	---	---	1	96001-06010-07	2154664	

CONTENTS

TITLE	PAGE	GRID
AIR INJ. CONTROL VALVE	60	E6
ALTERNATOR	26	D1
CAM CHAIN	16	C8
CAMSHAFT	4	C7
CARBURETOR ASSY (LINK)	52	E2
CARBURETOR COMP PARTS	57	E4
CLUTCH	21	C10
CRANKCASE COVER L	26	D2
CRANKCASE COVER R	19	C9
CRANKSHAFT	38	D7
CROSS SHAFT	50	E1
CYLINDER BLOCK	34	D5
CYLINDER HEAD COVER	2	C1
CYLINDER HEAD FR 84-85	3	C1
CYLINDER HEAD FR 86	9	C4
CYLINDER HEAD RH 84-85	6	C3
CYLINDER HEAD RH 86	12	C6
GASKET KIT A	62	E7
GASKET KIT B	63	E7
GEARSHIFT DRUM	46	D11
OIL FILTER	31	D3
OIL PAN	31	D3
OIL PUMP	31	D3
PISTON	38	D7
PULSE ALTERNATOR	24	C12
STARTER CLUTCH	24	C12
STARTER MOTOR	30	D3
TENSIONER	16	C8
THERMOSTAT	48	D12
TRANSMISSION	44	D10
VALVE	14	C7
WATER PIPE	48	D12
WATER PUMP	28	D2

F No	BLOCK NO	E-19	VF700C			AREA	ENGINE SERIAL NUMBER	QTY	PART NUMBER	HONDA CODE
			4	5	6					
1	VALVE ASSY., AIR SUCTION	---	6	AC	---	---	1	18600-MK3-781	2400067	
2	VALVE COMP., REED	---	6	AC	---	---	2	18601-MG9-005	1524388	
3	VALVE COMP., REED	---	6	AC	---	---	2	18601-MJ1-790	2489995	
4	BODY COMP., AIR SUCTION VALVE	---	6	AC	---	---	1	18610-MK3-781	2400075	
5	TUBE, AIR INJECTION CONTROL VALVE	---	6	AC	---	---	1	18613-MK3-780	2247401	
6	TUBE A, FR. AIR	---	6	AC	---	---	1	18614-MK3-780	2247419	
7	TUBE B, FR. AIR	---	6	AC	---	---	1	18615-MK3-780	2247427	
8	TUBE C, FR. AIR	---	6	AC	---	---	1	18616-MK3-780	2247435	
9	TUBE D, FR. AIR	---	6	AC	---	---	1	18617-MK3-780	2247443	
10	TUBE A, RR. AIR	---	6	AC	---	---	1	18618-MK3-780	2247450	
11	TUBE B, RR. AIR	---	6	AC	---	---	1	18619-MK3-780	2247468	
12	COVER COMP., AIR SUCTION VALVE	---	6	AC	---	---	1	18620-MK3-781	2400083	
13	STAY, AIR SUCTION VALVE	---	6	AC	---	---	1	18625-MK3-782	2296101	
14	WIRE A, GUARD	---	6	AC	---	---	2	18626-MK3-780	2247492	
15	WIRE B, GUARD	---	6	AC	---	---	1	18627-MK3-781	2489987	
16	WIRE C, GUARD	---	6	AC	---	---	1	18628-MK3-780	2247518	

VF700C'84 ENGINE NO.; RC21E-2090021 TO 2016382
VF700C'84 FRAME NO.; RC210-EM000002 TO EM014552
VF700C'84 ENGINE NO.; RC21E-2000019 TO 2016862
VF700C'84 FRAME NO.; RC211-EM000003 TO EM002300

VF700C'85 ENGINE NO.; RC21E-2100016 TO 2110238
VF700C'85 FRAME NO.; RC210-FM100006 TO FM108900
VF700C'85 ENGINE NO.; RC21E-2100022 TO 2108674
VF700C'85 FRAME NO.; RC211-FM100007 TO FM101325

VF700C'86 ENGINE NO.; RC21E-2200005 TO 2209873
VF700C'86 FRAME NO.; RC210-GM200003 TO GM208928
VF700C'86 ENGINE NO.; RC21E-2200011 TO 2210193
VF700C'86 FRAME NO.; RC211-GM200001 TO GM201250

GASKET KIT A

GASKET KIT B

CONTENTS

TITLE	PAGE	GRID
AIR INJ CONTROL VALVE	60	E6
ALTERNATOR	26	D1
CAM CHAIN	16	C8
CAMSHAFT	14	C7
CARBURETOR ASSY (LINK)	52	E2
CARBURETOR COMP PARTS	57	E4
CLUTCH	21	C10
CRANKCASE COVER L	28	D2
CRANKCASE COVER R	19	C9
CRANKSHAFT	38	D7
CROSS SHAFT	50	E1
CYLINDER BLOCK	34	D5
CYLINDER HEAD COVER	2	C1
CYLINDER HEAD FR 84-85	3	C1
CYLINDER HEAD FR 86	9	C4
CYLINDER HEAD RR 84-85	5	C3
CYLINDER HEAD RR 86	12	C6
GASKET KIT A	62	E7
GASKET KIT B	63	E7
GEARSHIFT DRUM	46	D11
OIL FILTER	31	D3
OIL PAN	31	D3
OIL PUMP	31	D3
PISTON	38	D7
PULSE ALTERNATOR	24	C12
STARTER CLUTCH	24	C12
STARTER MOTOR	30	D3
TENSIONER	16	C8
THERMOSTAT	48	D12
TRANSMISSION	44	D10
VALVE	14	C7
WATER PIPE	48	D12
WATER PUMP	28	D2

Ref No	BLOCK NO	EOP-1	VF700C			AREA CODE	ENGINE SERIAL NUMBER		QTY REQ	PART NUMBER	HONDA CODE
			1	5	6		FROM	TO			
	4 = VF700C 84		1	5	6						
	5 = VF700C 85		9	8	8						
	6 = VF700C 86		8	8	8						
1	GASKET KIT A		4	--	--			1	061A1-MB0-770	1442227	
	GASKET KIT A		--	5	--			1	061A1-MB0-772	2257277	
	GASKET KIT A		--	--	6			1	061A1-MK3-770	2293702	
2	SEAL, VALVE STEM		4	5	6			16	12209-422-005	0688887	
3	GASKET, CYLINDER HEAD		4	5	6			2	12251-MB0-003	1240977	
4	GASKET, HEAD COVER		4	--	--			3	12391-MB0-000	1241017	
	GASKET, HEAD COVER		4	5	--			3	12391-MB0-010	2094035	
	GASKET, HEAD COVER		--	--	6			2	12391-MB6-680	2067809	
5	GASKET B, CYLINDER HEAD COVER		--	--	6			1	12392-MK3-770	2257293	
6	GASKET A, EX. PIPE		4	5	6			4	18291-216-000	0028241	
7	WASHER, OIL BOLT		4	--	--			6	90545-300-000	0189902	
	WASHER, SEALING, 10MM		--	5	6			6	90443-MB0-000	2072924	
8	O-RING, 21.5X2		4	5	--			8	91310-KE8-003	1425602	
	O-RING, 19.8x1.9 (ARAI)		--	--	6			8	91308-MG7-003	2316495	
	O-RING, 19.8x1.9 (ARAI)		--	--	6			8	91308-PA9-003	0897074	

Ref No	BLOCK NO	EOP-2	VF700C			AREA CODE	ENGINE SERIAL NUMBER		QTY REQ	PART NUMBER	HONDA CODE
			1	5	6		FROM	TO			
	4 = VF700C 84		1	5	6						
	5 = VF700C 85		9	8	8						
	6 = VF700C 86		8	8	8						
1	GASKET KIT B		4	5	6			1	061B1-MB1-010	2293710	
2	GASKET, OIL PAN		4	5	6			1	11315-MB0-010	1441724	
3	GASKET, R. COVER		4	5	6			1	11394-MB0-000	1240860	
4	GASKET, ALTERNATOR COVER		4	5	6			1	11636-MB0-000	1240886	
5	GASKET, INDICATOR SWITCH COVER		4	5	6			1	11642-MB0-000	1240902	
6	GASKET, OIL STRAINER		4	5	6			1	15154-425-000	0716191	
7	GASKET, WATER PUMP COVER		4	5	6			1	19226-MB0-000	1242148	
8	GASKET, SIDE GEAR CASE		4	5	6			1	21291-MB0-770	1290758	
9	INSULATOR, CLUTCH SLAVE CYLINDER		4	5	6			1	22862-MB0-770	1291202	
10	WASHER, 11MM		4	5	6			1	90425-300-000	0189795	
11	GASKET, CONNECTING CAP		4	5	6			2	91301-MB0-000	1243880	
12	O-RING, 18.3X2.3 (ARAI)		4	5	6			2	91301-147-023	1005453	
13	O-RING, 22X3.0		4	5	6			1	91301-250-000	0035287	
	O-RING, 22X3.0		4	5	6			1	91307-425-003	1216126	
14	O-RING, 32.95X2.62 (ARAI)		4	5	6			1	91302-MB0-013	1435114	
15	O-RING, 58X2		4	5	6			1	91307-MB0-003	1260827	

VF700C'84 ENGINE NO.; RC21E-2000021 TO 2016382
 VF700C'84 FRAME NO.; RC210-EM000002 TO EM014552
 VF700C'84 ENGINE NO.; RC21E-2000019 TO 2016862
 VF700C'84 FRAME NO.; RC211-EM000003 TO EM002300

VF700C'85 ENGINE NO.; RC21E-2100016 TO 2110238
 VF700C'85 FRAME NO.; RC210-FM100006 TO FM108900
 VF700C'85 ENGINE NO.; RC21E-2100022 TO 2108674
 VF700C'85 FRAME NO.; RC211-FM100007 TO FM101325

VF700C'86 ENGINE NO.; RC21E-2200005 TO 2209873
 VF700C'86 FRAME NO.; RC210-GM200003 TO GM208928
 VF700C'86 ENGINE NO.; RC21E-2200011 TO 2210193
 VF700C'86 FRAME NO.; RC211-GM200001 TO GM201250

GASKET KIT B

Ref No	BLOCK NO	EOP-2	VF700C			AREA CODE	ENGINE SERIAL NUMBER	QTY REQ	PART NUMBER	HONDA CODE
			1	2	3					
			4	5	6					

CONTENTS

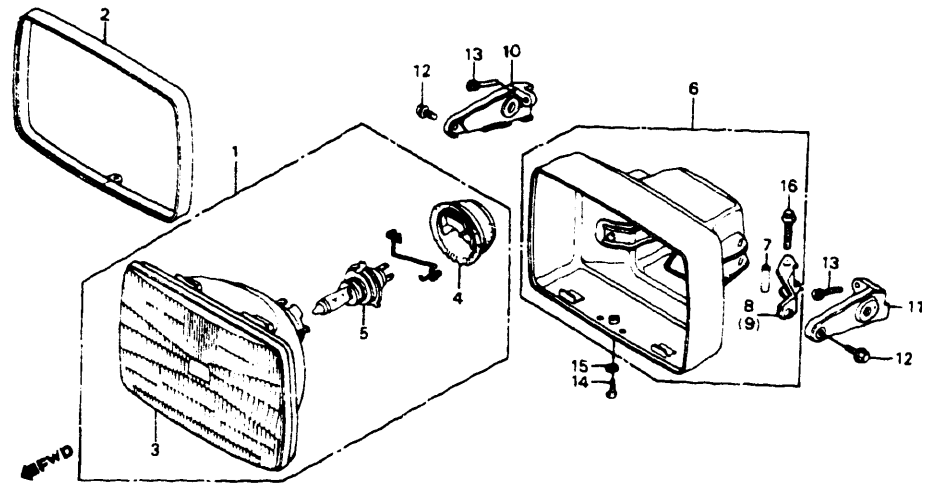
TITLE	PAGE	GRID
AIR INJ CONTROL VALVE	60	E6
ALTERNATOR	26	D1
CAM CHAIN	16	C8
CAMSHAFT	14	C7
CARBURETOR ASSY (LINK)	52	E2
CARBURETOR COMP PARTS	57	E4
CLUTCH	21	C10
CRANKCASE COVER L	28	D2
CRANKCASE COVER R	19	C9
CRANKSHAFT	38	D7
CROSS SHAFT	50	E1
CYLINDER BLOCK	34	D5
CYLINDER HEAD COVER	2	C1
CYLINDER HEAD FR 84-85	3	C1
CYLINDER HEAD FR 86	9	C4
CYLINDER HEAD RR 84-85	6	C3
CYLINDER HEAD RR 86	12	C6
GASKET KIT A	62	E7
GASKET KIT B	63	E7
GEARSHIFT DRUM	46	D11
OIL FILTER	31	D3
OIL PAN	31	D3
OIL PUMP	31	D3
PISTON	38	D7
PULSE ALTERNATOR	24	C12
STARTER CLUTCH	24	C12
STARTER MOTOR	30	D3
TENSIONER	16	C8
THERMOSTAT	48	D12
TRANSMISSION	44	D10
VALVE	14	C7
WATER PIPE	48	D12
WATER PUMP	28	D2

Ref No	BLOCK NO	EOP-2	VF700C			AREA CODE	ENGINE SERIAL NUMBER	QTY REQ	PART NUMBER	HONDA CODE
			1	2	3					
			4	5	6					
16	O-RING, 5.7x2.2 (ARAI)		4	5	6		-----	1	91308-MB0-003	1260835
17	O-RING, 14.6x3.7 (ARAI)		4	5	6		-----	2	91309-MB0-003	1260843
18	O-RING, 18.5x2.4 (ARAI)		4	5	6		-----	1	91311-MB0-003	1260850
19	O-RING, 14.7x2.2 (ARAI)		4	5	6		-----	1	91313-MB0-003	1260868
	O-RING, 14.8x2.2		4	5	6		-----	1	91313-MG7-004	3353620
20	O-RING, 7.7x2.3 (ARAI)		4	5	6		-----	1	91301-PC9-003	1352400
	O-RING, 7.8x2.2		4	5	6		-----	1	91308-283-000	0076497
	C-RING, 7.8x2.2 (ARAI)		4	5	6		-----	1	91313-393-003	0446922
21	O-RING, 18x2.8		4	5	6		-----	1	91314-MB0-003	1260876
22	O-RING, 3x70		4	5	6		-----	1	91314-MJ0-000	1690767
	O-RING, 70x3		4	5	6		-----	1	91314-300-000	0483826
23	O-RING, 8.4x2.4		4	5	6		-----	1	91316-MJ8-003	1768746
24	WASHER, DRAIN PLUG, 12MM		4	5	6		-----	1	94109-12000	0171868

VF700C'84 ENGINE NO.; RC21E-2000021 TO 2016382
 VF700C'84 FRAME NO.; RC210-EM000002 TO EM014552
 VF700C'84 ENGINE NO.; RC21E-2000019 TO 2016862
 VF700C'84 FRAME NO.; RC211-EM000003 TO EM002300

VF700C'85 ENGINE NO.; RC21E-2100016 TO 2110238
 VF700C'85 FRAME NO.; RC210-FM100006 TO FM108900
 VF700C'85 ENGINE NO.; RC21E-2100022 TO 2108674
 VF700C'85 FRAME NO.; RC211-FM100007 TO FM101325

HEADLIGHT



F14MB1E01

		VF700C			A R E A C O D E	F R A M E S E R I A L N U M B E R	Q T Y	P A R T N U M B E R	H O N D A C O D E
Ref No.	BLOCK NO. DESCRIPTION	F-1	4	5					
4 = VF700C'84 5 = VF700C'85 6 = VF700C'86			1	1	1				
			9	9	9				
			8	8	8				
			4	5	6				
1	HEADLIGHT ASSY. (12V 60/55W)		4	5	6	-----	-----	1	33100-MB4-671 1654367
2	RING, HEADLIGHT CASE		4	---	---	-----	-----	1	33105-ME5-000 1328426
	RING, HEADLIGHT		---	5	6	-----	-----	1	33105-MB4-671 1670256
3	HEADLIGHT UNIT		4	5	6	-----	-----	1	33120-ME5-670 1390517
4	COVER, RUBBER		4	5	6	-----	-----	1	33180-422-003 0692178
5	BULB, HEADLIGHT (H4 JA12V60/55W)		4	5	6	-----	-----	1	34901-MC7-601 1288612
	BULB, 12V60/55W H4		4	5	6	-----	-----	1	34901-MC7-601AH 3924347
6	CASE, HEADLIGHT		4	5	6	-----	-----	1	61301-MB4-003 1512615
	CASE, HEADLIGHT		4	5	6	-----	-----	1	61301-MF5-000 1432632
7	COLLAR, HEADLIGHT CASE		4	5	6	-----	-----	2	61302-MB4-003 1715994
8	BRACKET COMP., L.		4	5	6	-----	-----	1	61303-MB4-003 1716000
9	BRACKET COMP., R.		4	5	6	-----	-----	1	61304-MB4-003 1716018
10	STAY, R. HEADLIGHT		4	---	---	-----	-----	1	61312-MB1-870 1723287
	STAY, R. HEADLIGHT		---	5	6	-----	-----	1	61312-MK3-000 2022580
11	STAY, L. HEADLIGHT		4	---	---	-----	-----	1	61313-MB1-870 1723295
	STAY, L. HEADLIGHT		---	5	6	-----	-----	1	61313-MK3-000 2022598

VF700C'84 ENGINE NO.; RC21E-2000021 TO 2016382
 VF700C'84 FRAME NO.; RC210-EM000002 TO EM014552
 VF700C'84 ENGINE NO.; RC21E-2000019 TO 2016862
 VF700C'84 FRAME NO.; RC211-EM000003 TO EM002300

VF700C'85 ENGINE NO.; RC21E-2100016 TO 2110238
 VF700C'85 FRAME NO.; RC210-FM100006 TO FM108900
 VF700C'85 ENGINE NO.; RC21E-2100022 TO 2108674
 VF700C'85 FRAME NO.; RC211-FM100007 TO FM101325

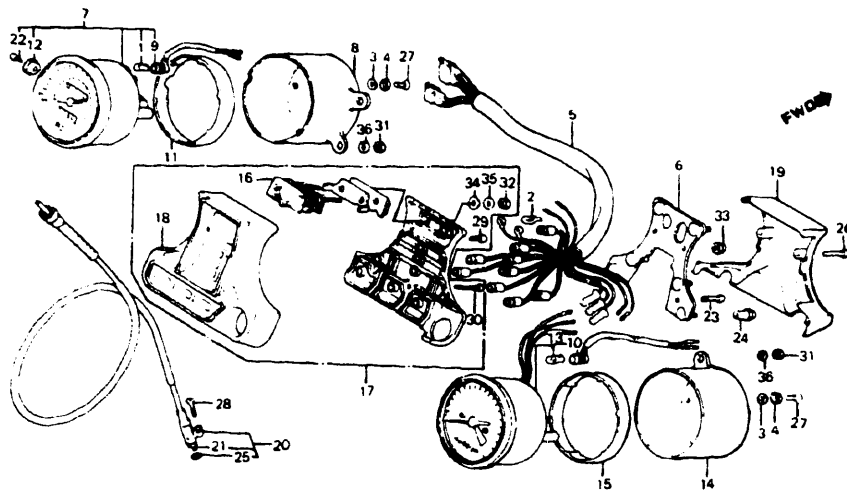
		VF700C			A R E A C O D E	F R A M E S E R I A L N U M B E R	Q T Y	P A R T N U M B E R	H O N D A C O D E
Ref No.	BLOCK NO. DESCRIPTION	F-1	4	5					
			1	1	1				
			9	9	9				
			8	8	8				
			4	5	6				
12	BOLT, FLANGE, 8X16		4	5	6	-----	-----	2	90106-MB2-000 1431188
	BOLT, SPECIAL FLANGE, 8X16		4	5	6	-----	-----	2	90110-ME4-000 1380948
13	BOLT, SOCKET		4	5	6	-----	-----	2	90109-MB0-000 1250950
	BOLT, SOCKET, 8X18		4	5	6	-----	-----	2	90157-MB1-000 1251164
14	BOLT, SLOT, 5X12		4	5	6	-----	-----	1	92300-05012-0A 1378108
	BOLT, RECESSED, 5X12		4	5	6	-----	-----	1	92301-05012-0A 3022571
15	WASHER, SPRING, 5MM		---	5	6	-----	-----	1	94111-05000 0058966
16	BOLT, FLANGE, 6X35		4	5	6	-----	-----	2	96000-06035-02 0807354
	BOLT, FLANGE, 6X35		4	5	6	-----	-----	2	96001-06035-02 3996105

VF700C'86 ENGINE NO.; RC21E-2200005 TO 2209873
 VF700C'86 FRAME NO.; RC210-GM200003 TO GM208928
 VF700C'86 ENGINE NO.; RC21E-2200011 TO 2210193
 VF700C'86 FRAME NO.; RC211-GM200001 TO GM201250

CONTENTS

TITLE	PAGE	GRID
AIR CLEANER 84	132	H10
AIR CLEANER 85-86	136	H12
BATTERY	130	H9
BATTERY 84	127	H7
BRAKE CALIPER, FR. 84	94	G3
BRAKE CALIPER, FR. 85-86	96	G4
BRAKE MASTER, FR.	76	F6
BRAKE PANEL, RR.	102	G7
BRAKE PEDAL	144	I4
CABLES	73	F4
CANISTER 84-85	182	J11
CANISTER 86	184	J12
CLUTCH MASTER CYLINDER	78	F7
CYLINDER	76	F6
FENDER, FR.	86	F11
FENDER, RR. 84	155	I9
FENDER, RR. 85-86	157	I10
FINAL DRIVEN GEAR	106	G9
FOOTPEGS	146	I5
FRAME	176	J8
FUEL PUMP	130	H9
FUEL PUMP 84	127	H7
FUEL TANK 84	111	G11
FUEL TANK 85-86	114	H1
GEARSHIFT PEDAL	144	I4
HANDLEBAR	80	F8
HEADLIGHT	66	F1
HORN	84	F10
IGNITION COIL	168	J4
INSTRUMENTS 84	68	F2
INSTRUMENTS 85-86	70	F3
MAIN STAND	148	I6
MUFFLER 84	139	I1
MUFFLER 85-86	142	I3
RADIATOR 84	170	J5
RADIATOR 85-86	173	J6
RECTIFIER 84	121	H4
SEAT 84	117	H2
SEAT 85-86	119	H3
SHOCK ABSORBER, FR.	87	F11
SHOCK ABSORBER, RR.	153	I8
SIDE COVER 84	121	H4
SIDE COVER 85-86	124	H6
SIDE STAND	148	I6
SPARK UNIT 84	155	I9
STEERING STEM	84	F10
SWINGARM	150	I7
SWITCHES	73	F4
TAILLIGHT 84	164	J2
TAILLIGHT 85-86	166	J3
TOOLS	180	J10
TOP BRIDGE	80	F8
TURN SIGNAL	160	I12
WHEEL, FR. 84	98	G5
WHEEL, FR. 85-86	100	G6
WHEEL, RR.	104	G8
WIRE HARNESS	168	J4

INSTRUMENTS - 84



F14MB1E02

Ref. No.	BLOCK NO. DESCRIPTION	F-2	VF700C			AREA CODE	FRAME SERIAL NUMBER		QTY REQ	PART NUMBER	HONDA CODE
			1	9	8		4	FROM			
	4 = VF700C'84 5 = VF700C'85 6 = VF700C'86		1	9	8	4					
1	BULB, WEDGE BASE (12V 3.4W)	4	---	---	---	---	---	2	34908-GA7-701	1084672	
	BULB (12V3.4W) (158)	4	---	---	---	---	---	2	37102-567-009	0846436	
	BULB (14V3.4W) (NS)	4	---	---	---	---	---	2	37237-SA5-003	1294925	
	BULB (12V3.4W) (158)	4	---	---	---	---	---	2	37237-SA5-004	1294966	
2	BULB, WEDGE BASE 12V3W	4	---	---	---	---	---	9	34908-MB0-003	1260611	
3	RUBBER, METER SETTING	4	---	---	---	---	---	4	37101-MB1-008	1247014	
4	WASHER	4	---	---	---	---	---	4	37102-MB1-008	1247022	
5	SOCKET COMP., PILOT BOX	4	---	---	---	---	---	1	37105-MB1-871	1723303	
6	BRACKET, INSTRUMENT	4	---	---	---	---	---	1	37120-MB1-008	1247048	
7	SPEEDOMETER ASSY.	4	---	---	---	---	---	1	37200-MB1-871	1723311	
8	COVER, SPEEDOMETER	4	---	---	---	---	---	1	37202-MB1-008	1247063	
9	SOCKET COMP.	4	---	---	---	---	---	1	37203-MB1-000	1247071	
10	SOCKET COMP., ILLUMINATION	4	---	---	---	---	---	1	37203-MB1-870	1723329	
11	RUBBER, SPEEDOMETER	4	---	---	---	---	---	1	37204-MB1-008	1247089	
12	KNOB, TRIP METER	4	---	---	---	---	---	1	37220-MB4-671	1439124	
13	TACHOMETER ASSY.	4	---	---	---	---	---	1	37250-MB1-871	1723337	

Ref. No.	BLOCK NO. DESCRIPTION	F-2	VF700C			AREA CODE	FRAME SERIAL NUMBER		QTY REQ	PART NUMBER	HONDA CODE
			1	9	8		4	FROM			
	4 = VF700C'84 5 = VF700C'85 6 = VF700C'86		1	9	8	4					
14	COVER, TACHOMETER	4	---	---	---	---	---	1	37252-MB1-008	1247121	
15	RUBBER, TACHOMETER	4	---	---	---	---	---	1	37254-MB1-008	1247139	
16	INSTRUMENT ASSY., TEMPERATURE	4	---	---	---	---	---	1	37450-MB1-008	1247147	
	INSTRUMENT ASSY., TEMPERATURE	4	---	---	---	---	---	1	37450-MB1-018	4078440	
17	BOX ASSY., PILOT	4	---	---	---	---	---	1	37600-MB1-871	1723345	
	BOX ASSY., PILOT	4	---	---	---	---	---	1	37600-MB1-872	2241545	
18	CASE, PILOT UPPER	4	---	---	---	---	---	1	37610-MB1-871	1723352	
19	COVER COMP., INSTRUMENT	4	---	---	---	---	---	1	37618-MB1-008	1247196	
20	CABLE ASSY., SPEEDOMETER	4	---	---	---	---	---	1	44830-MB1-000	1248103	
21	CABLE, INNER	4	---	---	---	---	---	1	44831-KM1-000	2401396	
	CABLE, INNER	4	---	---	---	---	---	1	44831-MB1-300	1248111	
	CABLE, SPEEDOMETER INNER	4	---	---	---	---	---	1	44831-ME1-670	1756733	
22	SCREW, PAN, 2X6	4	---	---	---	---	---	1	90102-434-671	1060656	
23	SCREW, PAN, 4X24	4	---	---	---	---	---	2	90143-MB1-000	1292119	
24	NUT, INSTRUMENT SETTING	4	---	---	---	---	---	1	90303-MB1-000	1251255	
25	O-RING, 6.8X1.9	4	---	---	---	---	---	1	91301-027-000	0018044	
	O-RING, 6.8X1.9	4	---	---	---	---	---	1	91306-PJ4-000	2373447	
	O-RING B, 6.8X1.9	4	---	---	---	---	---	1	91310-MC7-003	1218569	
26	SCREW, PAN, 4X20	4	---	---	---	---	---	2	93500-04020-0G	0338566	
27	SCREW, OVAL, 4X8	4	---	---	---	---	---	4	93700-04008-0B	0412338	
28	SCREW, OVAL, 5X20	4	---	---	---	---	---	1	93700-05020-0G	0768721	
29	SCREW, TAPPING, 3X8	4	---	---	---	---	---	2	93901-32180	1176114	
30	SCREW, TAPPING, 4X16	4	---	---	---	---	---	1	93901-34480	0751057	
31	NUT, HEX., 6MM	4	---	---	---	---	---	4	94001-06000-0S	0156067	
	NUT, HEX., 6MM	4	---	---	---	---	---	4	94001-06200-0S	2043255	
32	NUT, HEX., 4MM	4	---	---	---	---	---	2	94002-04000-0S	0299271	
33	NUT CAP, 8MM	4	---	---	---	---	---	1	94021-08020-0S	0169524	
34	WASHER, PLAIN, 4MM	4	---	---	---	---	---	2	94101-04000	0059048	
35	WASHER, SPRING, 4MM	4	---	---	---	---	---	2	94111-04000	0058958	
36	WASHER, SPRING, 6MM	4	---	---	---	---	---	4	94111-06000	0058974	

CONTENTS

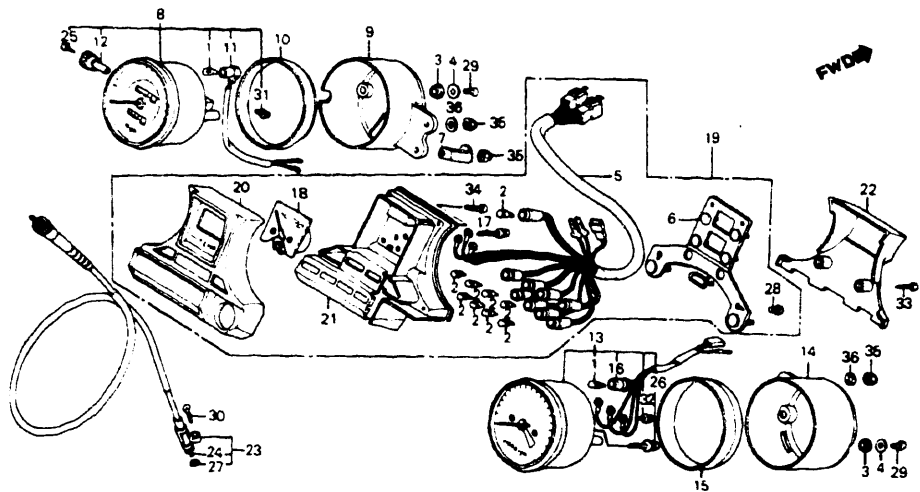
TITLE	PAGE	GRID
AIR CLEANER 84	132	H10
AIR CLEANER 85-86	136	H12
BATTERY	130	H9
BATTERY 84	127	H7
BRAKE CALIPER FR 84	94	G3
BRAKE CALIPER FR 85-86	96	G4
BRAKE MASTER FR	76	F6
BRAKE PANEL RR	102	G7
BRAKE PEDAL	144	I4
CABLES	73	F4
CANISTER 84-85	182	J11
CANISTER 86	184	J12
CLUTCH MASTER CYLINDER	78	F7
CYLINDER	76	F6
FENDER FR	86	F11
FENDER RR 84	155	I9
FENDER RR 85-86	157	I10
FINAL DRIVEN GEAR	106	G9
FOOTPEGS	146	I5
FRAME	176	J8
FUEL PUMP	130	H9
FUEL PUMP 84	127	H7
FUEL TANK 84	111	G11
FUEL TANK 85-86	114	H1
GEARSHIFT PEDAL	144	I4
HANDLEBAR	80	F8
HEADLIGHT	66	F1
HORN	84	F10
IGNITION COIL	168	J4
INSTRUMENTS 84	68	F2
INSTRUMENTS 85-86	70	F3
MAIN STAND	148	I6
MUFFLER 84	139	I1
MUFFLER 85-86	142	I3
RADIATOR 84	170	J5
RADIATOR 85-86	173	J6
RECTIFIER 84	121	H4
SEAT 84	117	H2
SEAT 85-86	119	H3
SHOCK ABSORBER FR	87	F11
SHOCK ABSORBER RR	153	I8
SIDE COVER 84	121	H4
SIDE COVER 85-86	124	H6
SIDE STAND	148	I6
SPARK UNIT 84	155	I9
STEERING STEM	84	F10
SWINGARM	150	I7
SWITCHES	73	F4
TAILLIGHT 84	164	J2
TAILLIGHT 85-86	166	J3
TOOLS	180	J10
TOP BRIDGE	80	F8
TURN SIGNAL	160	I12
WHEEL FR 84	98	G5
WHEEL FR 85-86	100	G6
WHEEL RR	104	G8
WIRE HARNESS	168	J4

VF700C'84 ENGINE NO.; RC21E-2000021 TO 2016382
 VF700C'84 FRAME NO.; RC210-EM000002 TO EM014552
 VF700C'84 ENGINE NO.; RC21E-2000019 TO 2016862
 VF700C'84 FRAME NO.; RC211-EM000003 TO EM002300

VF700C'85 ENGINE NO.; RC21E-2100016 TO 2110238
 VF700C'85 FRAME NO.; RC210-FM100006 TO FM108900
 VF700C'85 ENGINE NO.; RC21E-2100022 TO 2108674
 VF700C'85 FRAME NO.; RC211-FM100007 TO FM101325

VF700C'86 ENGINE NO.; RC21E-2200005 TO 2209873
 VF700C'86 FRAME NO.; RC210-GM200003 TO GM208928
 VF700C'86 ENGINE NO.; RC21E-2200011 TO 2210193
 VF700C'86 FRAME NO.; RC211-GM200001 TO GM201250

INSTRUMENTS - 85-86



F14MB1E0201

Ref No.	BLOCK NO. DESCRIPTION	VF700C			AREA CODE	FRAME SERIAL NUMBER	QTY REQ	PART NUMBER	HONDA CODE
		1	9	8					
		4	5	6					
13	TACHOMETER ASSY.	--	5	6			1	37250-MK3-671	2020550
14	COVER, TACHOMETER	--	5	6			1	37252-MB4-671	1439140
15	RUBBER, TACHOMETER	--	5	6			1	37254-MB1-008	1247139
16	SOCKET COMP., ILLUMINATION	--	5	6			1	37255-MK3-671	2020568
17	SCREW-WASHER, 3X22	--	5	6			3	37305-KE5-008	1691245
18	INSTRUMENT ASSY., TEMPERATURE ...	--	5	6			1	37450-MK3-671	2020576
19	BOX ASSY., PILOT	--	5	--			1	37600-MK3-671	2020584
	BOX ASSY., PILOT	--	--	6			1	37600-MK3-770	2247849
20	CASE ASSY., PILOT UPPER	--	5	6			1	37610-MK3-671	2020600
21	CASE ASSY., PILOT LOWER	--	5	--			1	37616-MK3-671	2020618
	CASE ASSY., PILOT LOWER	--	--	6			1	37616-MK3-770	2247856
22	COVER, LOWER	--	5	6			1	37618-MK3-671	2020626
23	CABLE ASSY., SPEEDOMETER	--	5	6			1	44830-ME5-850	2112431
	CABLE ASSY., SPEEDOMETER	--	5	6			1	44830-ME8-000	1405695
	CABLE ASSY., SPEEDOMETER	--	5	6			1	44830-MF5-000	1395904
	CABLE ASSY., SPEEDOMETER	--	5	6			1	44830-MK3-000	2021186
24	CABLE, INNER	--	5	6			1	44831-KM1-000	2401396
	CABLE, INNER	--	5	6			1	44831-MB1-300	1248111
	CABLE, SPEEDOMETER INNER	--	5	6			1	44831-ME1-670	1756733
25	SCREW, PAN, 2X6	--	5	6			1	90102-434-671	1060656
26	SCREW-WASHER, 4X35	--	5	6			2	90103-MK3-008	2023414
27	O-RING, 6.8X1.9	--	5	6			1	91301-027-000	0018044
	O-RING, 6.8X1.9	--	5	6			1	91306-PJ4-000	2373447
	O-RING B, 6.8X1.9	--	5	6			1	91310-MC7-003	1218569
28	SCREW, PAN, 3X8	--	5	6			4	93500-03008-0A	0198176
29	SCREW, OVAL, 4X8	--	5	6			4	93700-04008-0B	0412338
30	SCREW, OVAL, 5X20	--	5	6			1	93700-05020-0G	0768721
31	SCREW-WASHER, 4X8	--	--	6			2	93892-04008-10	1171826
32	SCREW-WASHER, 3X12	--	5	6			3	93893-03012-18	1825017
33	SCREW, TAPPING	--	5	6			2	93901-22410	0315812
34	SCREW, TAPPING, 3X12	--	5	6			4	93903-22310	1959022
35	NUT, CAP, 6MM	--	5	6			4	94021-06000-0S	0203620

CONTENTS

TITLE	PAGE	GRID
AIR CLEANER 84	132	H10
AIR CLEANER 85-86	136	H12
BATTERY	130	H9
BATTERY 84	127	H7
BRAKE CALIPER, FR 84	94	G3
BRAKE CALIPER, FR 85-86	96	G4
BRAKE MASTER, FR	76	F6
BRAKE PANEL, RR	102	G7
BRAKE PEDAL	144	I4
CABLES	73	F4
CANISTER 84-85	182	J11
CANISTER 86	184	J12
CLUTCH MASTER CYLINDER	78	F7
CYLINDER	76	F6
FENDER, FR	86	F11
FENDER, RR 84	155	I9
FENDER, RR 85-86	157	I10
FINAL DRIVEN GEAR	106	G9
FOOTPEGS	146	I5
FRAME	176	J8
FUEL PUMP	130	H9
FUEL PUMP 84	127	H7
FUEL TANK 84	111	G11
FUEL TANK 85-86	114	H1
GEARSHIFT PEDAL	144	I4
HANDLEBAR	80	F8
HEADLIGHT	66	F1
HORN	84	F10
IGNITION COIL	168	J4
INSTRUMENTS 84	68	F2
INSTRUMENTS 85-86	70	F3
MAIN STAND	148	I6
MUFFLER 84	139	I1
MUFFLER 85-86	142	I3
RADIATOR 84	170	J5
RADIATOR 85-86	173	J6
RECTIFIER 84	121	H4
SEAT 84	117	H2
SEAT 85-86	119	H3
SHOCK ABSORBER, FR	87	F11
SHOCK ABSORBER, RR	153	I8
SIDE COVER 84	121	H4
SIDE COVER 85-86	124	H6
SIDE STAND	148	I6
SPARK UNIT 84	155	I9
STEERING STEM	84	F10
SWINGARM	150	I7
SWITCHES	73	F4
TAILLIGHT 84	164	J2
TAILLIGHT 85-86	166	J3
TOOLS	180	J10
TOP BRIDGE	80	F8
TURN SIGNAL	160	I12
WHEEL, FR 84	98	G5
WHEEL, FR 85-86	100	G6
WHEEL, RR	104	G8
WIRE HARNESS	168	J4

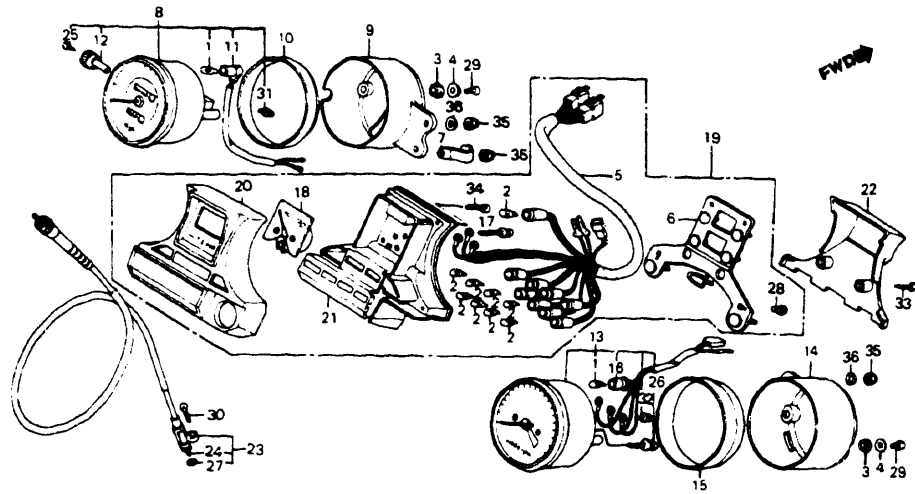
Ref No.	BLOCK NO. DESCRIPTION	VF700C			AREA CODE	FRAME SERIAL NUMBER	QTY REQ	PART NUMBER	HONDA CODE
		1	9	8					
		4	5	6					
1	BULB, WEDGE BASE (12V 3.4W)	--	5	6			2	34908-GA7-701	1084672
	BULB (12V3.4W) (158)	--	5	6			2	37102-567-009	0846436
	BULB (14V3.4W) (NS)	--	5	6			2	37237-SA5-003	1294925
	BULB (12V3.4W) (158)	--	5	6			2	37237-SA5-004	1294966
2	BULB, WEDGE BASE 12V/3W	--	5	6			9	34908-KM1-671	1932870
	BULB, WEDGE BASE (14V 3W)	--	5	6			9	34908-MK3-671	2020329
3	RUBBER, METER SETTING	--	5	6			4	37101-MB1-008	1247014
4	WASHER	--	5	6			4	37102-MB1-008	1247022
5	SOCKET COMP.	--	5	6			1	37105-MK3-671	2020493
6	STAY, INSTRUMENT	--	5	6			1	37120-MK3-671	2020501
7	CLIP, WIRE HARNESS	--	5	6			1	37121-MJ4-000	2020519
8	SPEEDOMETER ASSY.	--	5	6			1	37200-MK3-671	2020527
9	COVER, SPEEDOMETER	--	5	6			1	37202-MB4-671	1439108
10	RUBBER, SPEEDOMETER	--	5	6			1	37204-MB1-008	1247089
11	SOCKET COMP., ILLUMINATION	--	5	6			1	37205-MK3-671	2020535
12	KNOB	--	5	6			1	37220-MK3-671	2020543

VF700C'84 ENGINE NO.; RC21E-2000021 TO 2016382
 VF700C'84 FRAME NO.; RC210-EM000002 TO EM014552
 VF700C'84 ENGINE NO.; RC21E-2000019 TO 2016862
 VF700C'84 FRAME NO.; RC211-EM000003 TO EM002300

VF700C'85 ENGINE NO.; RC21E-2100016 TO 2110238
 VF700C'85 FRAME NO.; RC210-FM100006 TO FM108900
 VF700C'85 ENGINE NO.; RC21E-2100022 TO 2108674
 VF700C'85 FRAME NO.; RC211-FM100007 TO FM101325

VF700C'86 ENGINE NO.; RC21E-2200005 TO 2209873
 VF700C'86 FRAME NO.; RC210-GM200003 TO GM208928
 VF700C'86 ENGINE NO.; RC21E-2200011 TO 2210193
 VF700C'86 FRAME NO.; RC211-GM200001 TO GM201250

INSTRUMENTS - 85-86

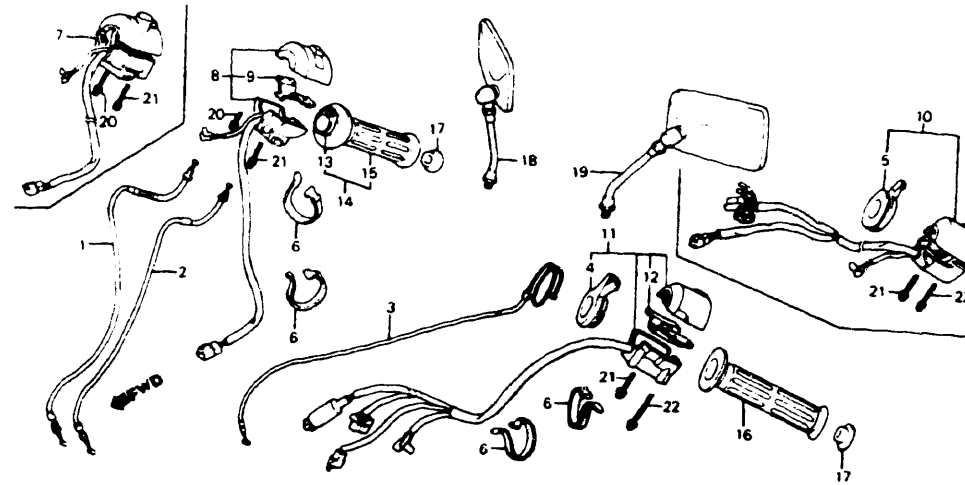


F14MB1E021

Ref. No.	BLOCK NO. DESCRIPTION	VF700C			AREA CODE	FRAME SERIAL NUMBER		QTY REQ	PART NUMBER	HONDA CODE
		1	2	3		FROM	TO			
	4 = VF700C'84 5 = VF700C'85 6 = VF700C'86	1	1	1						
		9	9	9						
		8	8	8						
		4	5	6						
35	NUT, CAP, 6MM		5	6				4	94021-06020	0057893
	NUT, CAP, 6MM		5	6				4	94021-06020-05	0169516
	NUT, CAP, 6MM		5	6				4	94022-06020	0203109
36	WASHER, PLAIN, 6MM		5	6				3	94101-06000	0059071
	WASHER, PLAIN, 6MM		5	6				3	94101-06080	3136074
	WASHER, PLAIN, 6MM		5	6				3	94101-06800	0345900

F4

SWITCHES • CABLES



F14MB1E03

Ref. No.	BLOCK NO. DESCRIPTION	VF700C			AREA CODE	FRAME SERIAL NUMBER		QTY REQ	PART NUMBER	HONDA CODE
		1	2	3		FROM	TO			
	4 = VF700C'84 5 = VF700C'85 6 = VF700C'86	1	1	1						
		9	9	9						
		8	8	8						
		4	5	6						
1	CABLE COMP. A, THROTTLE	4						1	17910-MB1-870	1723360
	CABLE COMP. A, THROTTLE		5	6				1	17910-MK3-000	2018422
2	CABLE COMP. B, THROTTLE	4						1	17920-MB1-870	1723378
	CABLE COMP. B, THROTTLE		5	6				1	17920-MK3-000	2018430
3	CABLE COMP., CHOKE	4						1	17950-MB1-870	1723386
	CABLE COMP., CHOKE	4	5	6				1	17950-MK3-000	2018448
4	LEVER, CHOKE		5	6				1	17962-KE8-700	1669324
	LEVER, CHOKE		5	6				1	17962-KE8-701	1741313
5	LEVER, CHOKE	4						1	17962-MG9-000	1524313
6	BAND B1, WIRE	4	5	6				4	32161-404-000	0468819
7	SWITCH ASSY., STARTER/ENGINE STOP	4						1	35130-MB1-870	1723394
8	SWITCH ASSY., STARTER/ENGINE STOP		5					1	35130-MK3-670	2020402
	SWITCH ASSY., STARTER/ENGINE STOP			6				1	35130-MK3-671	2247815
9	PLATE, KILL SWITCH SETTING	4	5	6				1	35152-KE8-702	2132678
	PLATE, KILL SWITCH SETTING	4	5	6				1	35152-KE8-703	2457265
10	SWITCH ASSY., TURN SIGNAL	4						1	35200-MB1-870	1723402

AMERICAN HONDA MOTOR CO. LTD 1993 73

CONTENTS

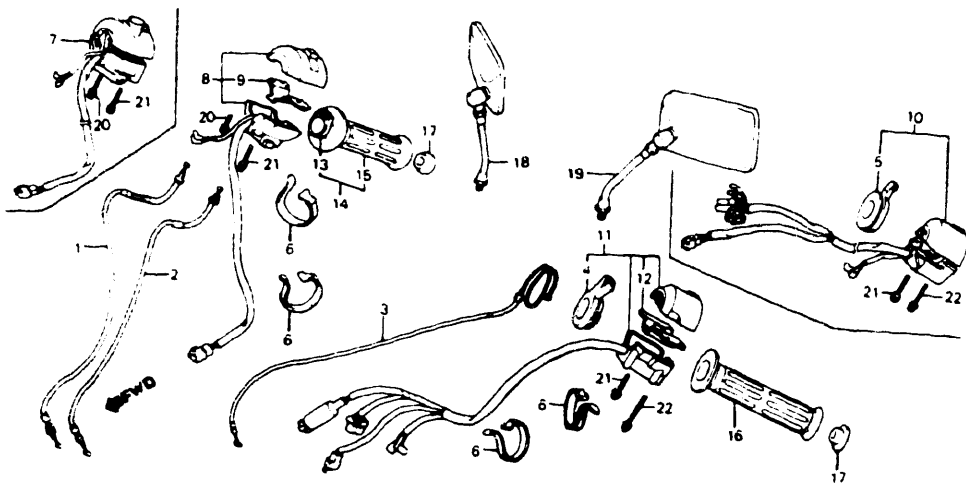
TITLE	PAGE	GRID
AIR CLEANER 84	132	H10
AIR CLEANER 85-86	136	H12
BATTERY	130	H9
BATTERY 84	127	H7
BRAKE CALIPER FR 84	94	G3
BRAKE CALIPER FR 85-86	96	G4
BRAKE MASTER FR	76	F6
BRAKE PANEL RR	102	G7
BRAKE PEDAL	144	I4
CABLES	73	F4
CANISTER 84-85	182	J11
CANISTER 86	184	J12
CLUTCH MASTER CYLINDER	78	F7
CYLINDER	76	F6
FENDER FR	86	F11
FENDER RR 84	155	I9
FENDER RR 85-86	157	I10
FINAL DRIVEN GEAR	106	G9
FOOTPEGS	146	I5
FRAME	176	J8
FUEL PUMP	130	H9
FUEL PUMP 84	127	H7
FUEL TANK 84	111	G11
FUEL TANK 85-86	114	H1
GEARSHIFT PEDAL	144	I4
HANDLEBAR	80	F8
HEADLIGHT	66	F1
HORN	84	F10
IGNITION COIL	168	J4
INSTRUMENTS 84	68	F2
INSTRUMENTS 85-86	70	F3
MAIN STAND	148	I6
MUFFLER 84	139	I1
MUFFLER 85-86	142	I3
RADIATOR 84	170	J5
RADIATOR 85-86	173	J6
RECTIFIER 84	121	H4
SEAT 84	117	H2
SEAT 85-86	119	H3
SHOCK ABSORBER FR	87	F11
SHOCK ABSORBER RR	153	I8
SIDE COVER 84	121	H4
SIDE COVER 85-86	124	H6
SIDE STAND	148	I6
SPARK UNIT 84	155	I9
STEERING STEM	84	F10
SWINGARM	150	I7
SWITCHES	73	F4
TAILLIGHT 84	164	J2
TAILLIGHT 85-86	166	J3
TOOLS	180	J10
TOP BRIDGE	80	F8
TURN SIGNAL	160	I12
WHEEL FR 84	98	G5
WHEEL FR 85-86	100	G6
WHEEL RR	104	G8
WIRE HARNESS	168	J4

VF700C'84 ENGINE NO.; RC21E-2000021 TO 2016382
 VF700C'84 FRAME NO.; RC210-EM000002 TO EM014552
 VF700C'84 ENGINE NO.; RC21E-2000019 TO 2016862
 VF700C'84 FRAME NO.; RC211-EM000003 TO EM002300

VF700C'85 ENGINE NO.; RC21E-2100016 TO 2110238
 VF700C'85 FRAME NO.; RC210-FM100006 TO FM108900
 VF700C'85 ENGINE NO.; RC21E-2100022 TO 2108674
 VF700C'85 FRAME NO.; RC211-FM100007 TO FM101325

VF700C'86 ENGINE NO.; RC21E-2200005 TO 2209873
 VF700C'86 FRAME NO.; RC210-GM200003 TO GM208928
 VF700C'86 ENGINE NO.; RC21E-2200011 TO 2210193
 VF700C'86 FRAME NO.; RC211-GM200001 TO GM201250

SWITCHES • CABLES



F14MB1E03

Ref. No.	BLOCK NO. DESCRIPTION	VF700C			AREA CODE	FRAME SERIAL NUMBER		QTY REQ	PART NUMBER	HONDA CODE
		4	5	6		FROM	TO			
	4 = VF700C'84 5 = VF700C 85 6 = VF700C 86	1	1	1						
		9	9	9						
		8	8	8						
		4	5	6						
11	SWITCH ASSY., TURN SIGNAL	--	5	--				1	35200-MK3-670	2020436
	SWITCH ASSY., TURN SIGNAL	--	5	6				1	35200-MK3-671	2247823
12	PLATE, TURN SIGNAL SWITCH SETTING	4	5	6				1	35204-KE8-702	2132686
13	PIPE, THROTTLE GRIP	4	--	--				1	53141-300-010	0237586
	PIPE, THROTTLE GRIP	--	5	6				1	53141-MK3-300	2056117
14	GRIP COMP., R. HANDLEBAR	--	--	6				1	53145-MK3-000	2061851
15	GRIP, R. HANDLEBAR	4	--	--				1	53165-MB1-000	1249788
	GRIP, R. HANDLEBAR	--	5	6				1	53168-MK3-315	2391266
16	GRIP, L. HANDLEBAR	4	--	--				1	53166-MB1-000	1249796
	GRIP SET, L. HANDLEBAR	--	5	6				1	53167-MK3-325	2391258
17	CAP, GRIP RUBBER	4	5	6				2	53171-MB1-000	1249804
18	MIRROR, R.	4	5	--				1	88110-MB1-701	1292051
	MIRROR, R.	4	5	6				1	88110-MB1-702	2094761
19	MIRROR, L.	4	5	--				1	88120-MB1-701	1292069
	MIRROR, L.	4	5	6				1	88120-MB1-702	2094779
20	SCREW-WASHER, 5x20	4	5	6				1	93892-05020-07	1078351

Ref. No.	BLOCK NO. DESCRIPTION	VF700C			AREA CODE	FRAME SERIAL NUMBER		QTY REQ	PART NUMBER	HONDA CODE
		4	5	6		FROM	TO			
	4 = VF700C'84 5 = VF700C 85 6 = VF700C'86	1	1	1						
		9	9	9						
		8	8	8						
		4	5	6						
21	SCREW-WASHER, 5X28	4	5	6				2	93892-05028-07	0692673
22	SCREW-WASHER, 5X45	4	5	6				1	93892-05045-07	0692699

CONTENTS

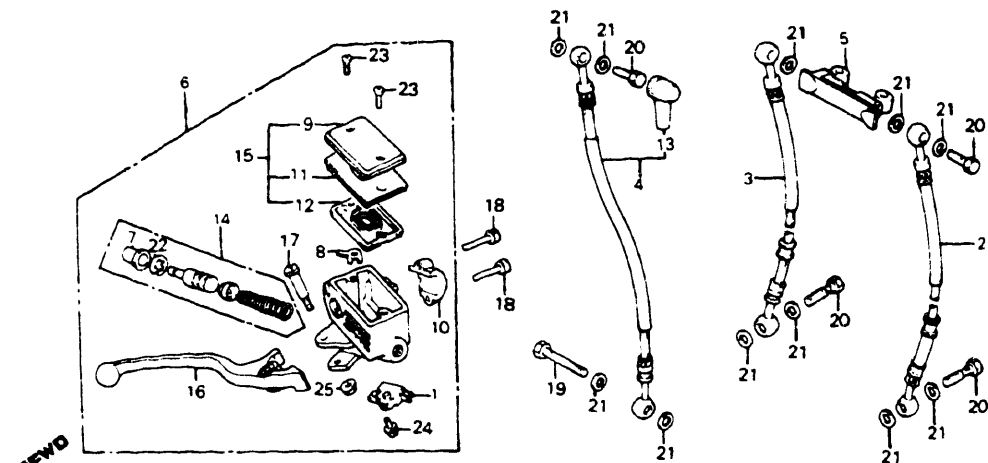
TITLE	PAGE	GRID
AIR CLEANER 84	132	H10
AIR CLEANER 85-86	136	H12
BATTERY	130	H9
BATTERY 84	127	H7
BRAKE CALIPER FR 84	94	G3
BRAKE CALIPER FR 85-86	96	G4
BRAKE MASTER FR	76	F6
BRAKE PANEL RR	102	G7
BRAKE PEDAL	144	I4
CABLES	73	F4
CANISTER 84-85	182	J11
CANISTER 86	184	J12
CLUTCH MASTER CYLINDER	78	F7
CYLINDER	76	F6
FENDER FR	86	F11
FENDER RR 84	155	I9
FENDER RR 85-86	157	I10
FINAL DRIVEN GEAR	106	G9
FOOTPEGS	146	I5
FRAME	176	J8
FUEL PUMP	130	H9
FUEL PUMP 84	127	H7
FUEL TANK 84	111	G11
FUEL TANK 85-86	114	H1
GEARSHIFT PEDAL	144	I4
HANDLEBAR	80	F8
HEADLIGHT	66	F1
HORN	84	F10
IGNITION COIL	168	J4
INSTRUMENTS 84	68	F2
INSTRUMENTS 85-86	70	F3
MAIN STAND	148	I6
MUFFLER 84	139	I1
MUFFLER 85-86	142	I3
RADIATOR 84	170	J5
RADIATOR 85-86	173	J6
RECTIFIER 84	121	H4
SEAT 84	117	H2
SEAT 85-86	119	H3
SHOCK ABSORBER FR	87	F11
SHOCK ABSORBER RR	153	I8
SIDE COVER 84	121	H4
SIDE COVER 85-86	124	H6
SIDE STAND	148	I6
SPARK UNIT 84	155	I9
STEERING STEM	84	F10
SWINGARM	150	I7
SWITCHES	73	F4
TAILLIGHT 84	164	J2
TAILLIGHT 85-86	166	J3
TOOLS	180	J10
TOP BRIDGE	80	F8
TURN SIGNAL	160	I2
WHEEL FR 84	98	G5
WHEEL FR 85-86	100	G6
WHEEL RR	104	G8
WIRE HARNESS	168	J4

VF700C'84 ENGINE NO.; RC21E-2000021 TO 2016382
 VF700C'84 FRAME NO.; RC210-EM000002 TO EM014552
 VF700C'84 ENGINE NO.; RC21E-2000019 TO 2016862
 VF700C'84 FRAME NO.; RC211-EM000003 TO EM002300

VF700C'85 ENGINE NO.; RC21E-2100016 TO 2110238
 VF700C'85 FRAME NO.; RC210-FM100006 TO FM108900
 VF700C'85 ENGINE NO.; RC21E-2100022 TO 2108674
 VF700C'85 FRAME NO.; RC211-FM100007 TO FM101325

VF700C'86 ENGINE NO.; RC21E-2200005 TO 2209873
 VF700C'86 FRAME NO.; RC210-GM200003 TO GM208928
 VF700C'86 ENGINE NO.; RC21E-2200011 TO 2210193
 VF700C'86 FRAME NO.; RC211-GM200001 TO GM201250

FRONT BRAKE MASTER • CYLINDER



F14MB1E04

Ref. No.	BLOCK NO. DESCRIPTION	F-4	VF700C			AREA CODE	FRAME SERIAL NUMBER		QTY REQ	PART NUMBER	HONDA CODE
			1	9	8		4	5			
4 = VF700C'84 5 = VF700C'85 6 = VF700C'86			1	9	8	4	5	6			
1	SWITCH ASSY., FR. STOP		4	5	6				1	35340-MA5-671	0952267
	SWITCH ASSY., FR. STOP		4	5	6				1	35340-ML7-000	2409803
	SWITCH ASSY., FR. STOP		4	5	6				1	35340-MM5-600	2542421
2	HOSE, L. FR. BRAKE		4						1	45124-MB1-013	2146603
	HOSE, L. FR. BRAKE			5	6				1	45124-MK3-003	2021236
3	HOSE, R. FR. BRAKE		4						1	45125-MB1-003	1248236
	HOSE, R. FR. BRAKE		4						1	45125-MB1-013	2759702
	HOSE, R. FR. BRAKE			5	6				1	45125-MK3-003	2021244
4	HOSE B, FR. BRAKE		4						1	45126-MB1-003	1248251
	HOSE B, FR. BRAKE		4	5	6				1	45126-MB1-013	2021269
5	JOINT, TWO WAY		4	5	6				1	45127-MB1-000	1248277
6	CYLINDER ASSY., FR. BRAKE MASTER		4	5	6				1	45500-ME9-772	1765809
7	BOOT COMP.		4	5	6				1	45504-410-003	1211820
8	PROTECTOR		4	5	6				1	45512-MA6-006	1235688
9	CAP, MASTER CYLINDER		4	5					1	45513-KE5-026	1771112
	CAP				6				1	45513-MA6-623	1882976

Ref. No.	BLOCK NO. DESCRIPTION	F-4	VF700C			AREA CODE	FRAME SERIAL NUMBER		QTY REQ	PART NUMBER	HONDA CODE
			1	9	8 <th>4</th> <th>5</th> <th>6</th>		4	5			
4 = VF700C'84 5 = VF700C'85 6 = VF700C'86			1	9	8	4	5	6			
10	HOLDER, MASTER CYLINDER		4	5	6				1	45517-MB0-006	1235738
11	PLATE, DIAPHRAGM		4			A	EM004718		1	45518-MB4-671	1666890
				5	6				1	45518-MB4-671	1666890
12	DIAPHRAGM		4	5	6				1	45520-MA5-672	1547256
13	BOOT, MASTER CYLINDER		4	5	6				1	45522-422-000	0692822
14	CYLINDER SET, MASTER		4	5	6				1	45530-MA5-671	0952366
15	CAP				6				1	45540-MA6-621	1747146
16	LEVER, R. HANDLEBAR		4						1	53175-KE8-006	1435320
	HANDLEBAR, COMP., R.		4						1	53175-MJ6-006	1776590
	LEVER COMP., R. HANDLEBAR			5	6				1	53175-KM4-006	2022416
	LEVER COMP., R. HANDLE			5	6				1	53175-MK7-671	2315836
17	BOLT, R. CONTROL LEVER PIVOT		4	5	6				1	90114-MA5-671	0952416
18	BOLT, SOCKET, 6X23		4	5	6				2	90117-MB0-000	1237072
19	BOLT, OIL		4						1	90145-MB0-000	1251073
	BOLT, OIL, 10X34		4	5	6				1	90145-MB0-010	1792530
20	BOLT, OIL		4						4	90145-300-000	0194522
	BOLT, OIL		4						4	90145-300-010	1883305
	BOLT, OIL, 10X22		4						4	90145-961-000	1085661
	BOLT, OIL, 10X22			5	6				4	90145-KM3-750	2072775
	BOLT, OIL, 10X22			5	6				4	90145-961-010	1792548
21	WASHER, OIL BOLT		4	5	6				11	90545-300-000	0189902
22	CIRCLIP		4	5	6				1	90651-MA5-671	1251404
23	SCREW, FLAT, 4X12		4	5	6				2	93600-04012-06	1218601
	SCREW, FLAT, 4X12		4	5	6				2	93600-04012-16	1237346
24	SCREW-WASHER, 4X12		4	5	6				1	93893-04012-08	0677989
	SCREW-WASHER, 4X12		4	5	6				1	93893-04012-18	0954412
25	NUT, FLANGE, 6MM		4	5	6				1	94050-06000	0471623

CONTENTS

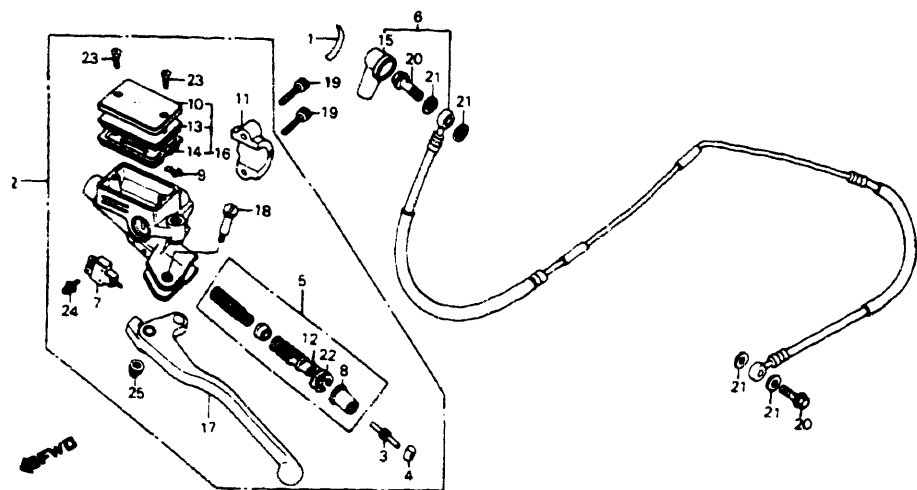
TITLE	PAGE	GRID
AIR CLEANER 84	132	H10
AIR CLEANER 85-86	136	H12
BATTERY	130	H9
BATTERY 84	127	H7
BRAKE CALIPER FR 84	94	G3
BRAKE CALIPER FR 85-86	96	G4
BRAKE MASTER FR	76	F6
BRAKE PANEL RR	102	G7
BRAKE PEDAL	144	I4
CABLES	73	F4
CANISTER 84-85	182	J11
CANISTER 86	184	J12
CLUTCH MASTER CYLINDER	78	F7
CYLINDER	76	F6
FENDER FR	86	F11
FENDER RR 84	155	I9
FENDER RR 85-86	157	I10
FINAL DRIVEN GEAR	106	G9
FOOTPEGS	146	I5
FRAME	76	J8
FUEL PUMP	130	H9
FUEL PUMP 84	127	H7
FUEL TANK 84	111	G11
FUEL TANK 85-86	114	H1
GEARSHIFT PEDAL	144	I4
HANDLEBAR	80	F8
HEADLIGHT	66	F1
HORN	84	F10
IGNITION COIL	168	J4
INSTRUMENTS 84	68	F2
INSTRUMENTS 85-86	70	F3
MAIN STAND	148	I6
MUFFLER 84	139	I1
MUFFLER 85-86	142	I3
RADIATOR 84	170	J5
RADIATOR 85-86	173	J6
RECTIFIER 84	121	H4
SEAT 84	117	H2
SEAT 85-86	119	H3
SHOCK ABSORBER FR	87	F11
SHOCK ABSORBER RR	153	I8
SIDE COVER 84	121	H4
SIDE COVER 85-86	124	H6
SIDE STAND	148	I6
SPARK UNIT 84	155	I9
STEERING STEM	84	F10
SWINGARM	150	I7
SWITCHES	73	F4
TAILLIGHT 84	164	J2
TAILLIGHT 85-86	166	J3
TOOLS	180	J10
TOP BRIDGE	80	F8
TURN SIGNAL	160	I12
WHEEL FR 84	98	G5
WHEEL FR 85-86	100	G6
WHEEL RR	104	G8
WIRE HARNESS	168	J4

VF700C'84 ENGINE NO.; RC21E-2000021 TO 2016382
 VF700C'84 FRAME NO.; RC210-EM000002 TO EM014552
 VF700C'84 ENGINE NO.; RC21E-2000019 TO 2016862
 VF700C'84 FRAME NO.; RC211-EM000003 TO EM002300

VF700C'85 ENGINE NO.; RC21E-2100016 TO 2110238
 VF700C'85 FRAME NO.; RC210-FM100006 TO FM108900
 VF700C'85 ENGINE NO.; RC21E-2100022 TO 2108674
 VF700C'85 FRAME NO.; RC211-FM100007 TO FM101325

VF700C'86 ENGINE NO.; RC21E-2200005 TO 2209873
 VF700C'86 FRAME NO.; RC210-GM200003 TO GM208928
 VF700C'86 ENGINE NO.; RC21E-2200011 TO 2210193
 VF700C'86 FRAME NO.; RC211-GM200001 TO GM201250

CLUTCH MASTER CYLINDER



F14MB1E05

Ref No	BLOCK NO DESCRIPTION	VF700C			AREA CODE	FRAME SERIAL NUMBER		QTY REQ	PART NUMBER	HONDA CODE
		1	9	8		4	FROM			
	4 = VF700C 84 5 = VF700C 85 6 = VF700C 86	1	9	8						
		9	8	4						
		8	5	6						
		4	5	6						
1	MARK, CHOKE	4	---	---				1	17965-MB0-300	1245166
2	CYLINDER ASSY., CLUTCH MASTER	4	5	6				1	22880-ME9-772	1770957
3	ROD, PUSH	4	5	6				1	22884-MB0-006	1245729
4	BUSH	4	5	6				1	22885-MB0-006	1245737
5	PISTON SET, CLUTCH MASTER CYLINDER	4	5	6				1	22886-MB0-305	1245745
6	PIPE ASSY., CLUTCH	4	---	---				1	22900-MB1-701	1804046
	PIPE ASSY., CLUTCH	4	---	---				1	22900-MB1-702	2077337
	PIPE ASSY., CLUTCH	---	5	6				1	22900-MK3-000	2019081
7	SWITCH ASSY., CLUTCH	4	5	6				1	35330-MB0-003	1246859
8	BOOT COMP.	4	5	6				1	45504-410-003	1211820
9	PROTECTOR	4	5	6				1	45512-MA6-006	1235688
10	CAP, MASTER CYLINDER	4	---	---	A		EM004137	1	45513-KE5-026	1771112
		4	---	---	AC			1	45513-KE5-026	1771112
		---	5	---				1	45513-KE5-026	1771112
	CAP	4	---	---	A	EM004138		1	45513-MA6-623	1882976
		---	---	6				1	45513-MA6-623	1882976

Ref. No	BLOCK NO DESCRIPTION	VF700C			AREA CODE	FRAME SERIAL NUMBER		QTY REQ	PART NUMBER	HONDA CODE
		1	9	8		4	FROM			
	4 = VF700C'84 5 = VF700C'85 6 = VF700C'86	1	9	8						
		9	8	4						
		8	5	6						
		4	5	6						
11	HOLDER, MASTER CYLINDER	4	5	6				1	45517-MB0-006	1235738
12	PLATE, STOPPER	4	5	6				1	45518-MB0-006	1267293
13	PLATE, DIAPHRAGM	4	---	---	A	EM004718		1	45518-MB4-671	1666890
		---	5	6				1	45518-MB4-671	1666890
14	DIAPHRAGM	4	5	6				1	45520-MA5-672	1547256
15	BOOT, MASTER CYLINDER	4	5	6				1	45522-422-000	0692822
16	CAP	---	---	6				1	45540-MA6-621	1747146
17	LEVER COMP., L. HANDLE	4	5	6				1	53178-KE8-006	1373992
18	BOLT, R. CONTROL LEVER PIVOT	4	5	6				1	90114-MA5-671	0952416
19	BOLT, SOCKET, 6X23	4	5	6				2	90117-MB0-000	1237072
20	BOLT, OIL	4	5	6				2	90145-300-000	0194522
	BOLT, OIL	4	5	6				2	90145-300-010	1883305
	BOLT, OIL, 10X22	4	5	6				2	90145-961-000	1085661
21	WASHER, OIL BOLT	4	5	6				4	90545-300-000	0189902
22	CIRCLIP, INTERNAL, 18MM (NISSIN)	4	5	6				1	90651-377-003	0400572
23	SCREW, FLAT, 4X12	4	5	6				2	93600-04012-06	1218601
	SCREW, FLAT, 4X12	4	5	6				2	93600-04012-16	1237346
24	SCREW-WASHER, 4X12	4	5	6				1	93893-04012-07	1374008
	SCREW-WASHER, 4X12	4	5	6				1	93893-04012-17	1237353
25	NUT, FLANGE, 6MM	4	5	6				1	94050-06000	0471623

CONTENTS

TITLE	PAGE	GRID
AIR CLEANER 84	132	H10
AIR CLEANER 85-86	136	H12
BATTERY	130	H9
BATTERY 84	127	H7
BRAKE CALIPER FR 84	94	G3
BRAKE CALIPER FR 85-86	96	G4
BRAKE MASTER FR	76	F6
BRAKE PANEL RR	102	G7
BRAKE PEDAL	144	I4
CABLES	73	F4
CANISTER 84-85	182	J11
CANISTER 86	184	J12
CLUTCH MASTER CYLINDER	78	F7
CYLINDER	76	F6
FENDER FR	86	F11
FENDER RR 84	155	I9
FENDER RR 85-86	157	I0
FINAL DRIVEN GEAR	106	G9
FOOTPEGS	146	I5
FRAME	76	J8
FUEL PUMP	130	H9
FUEL PUMP 84	127	H7
FUEL TANK 84	111	G11
FUEL TANK 85-86	114	H1
GEARSHIFT PEDAL	144	I4
HANDLEBAR	80	F8
HEADLIGHT	66	F1
HORN	84	F10
IGNITION COIL	168	J4
INSTRUMENTS 84	68	F2
INSTRUMENTS 85-86	70	F3
MAIN STAND	148	I6
MUFFLER 84	139	I1
MUFFLER 85-86	142	I3
RADIATOR 84	170	J5
RADIATOR 85-86	173	J6
RECTIFIER 84	121	H4
SEAT 84	117	H2
SEAT 85-86	119	H3
SHOCK ABSORBER FR	87	F11
SHOCK ABSORBER RR	153	I8
SIDE COVER 84	121	H4
SIDE COVER 85-86	124	H6
SIDE STAND	148	I6
SPARK UNIT 84	155	I9
STEERING STEM	84	F10
SWINGARM	150	I7
SWITCHES	73	F4
TAILLIGHT 84	164	J2
TAILLIGHT 85-86	166	J3
TOOLS	180	J10
TOP BRIDGE	80	F8
TURN SIGNAL	160	I2
WHEEL FR 84	98	G5
WHEEL FR 85-86	100	G6
WHEEL RR	104	G8
WIRE HARNESS	168	J4

78 AMERICAN HONDA MOTOR CO. LTD 1993

VF700C'84 ENGINE NO.; RC21E-2000021 TO 2016382
 VF700C'84 FRAME NO.; RC210-EM000002 TO EM014552
 VF700C'84 ENGINE NO.; RC21E-2000019 TO 2016862
 VF700C'84 FRAME NO.; RC211-EM000003 TO EM002300

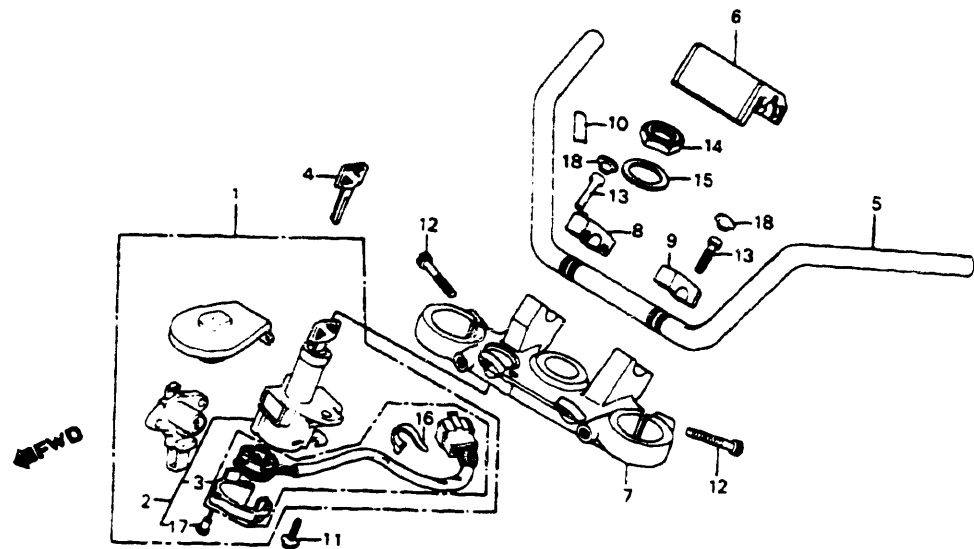
VF700C'85 ENGINE NO.; RC21E-2100016 TO 2110238
 VF700C'85 FRAME NO.; RC210-FM100006 TO FM108900
 VF700C'85 ENGINE NO.; RC21E-2100022 TO 2108674
 VF700C'85 FRAME NO.; RC211-FM100007 TO FM101325

F7

VF700C'86 ENGINE NO.; RC21E-2200005 TO 2209873
 VF700C'86 FRAME NO.; RC210-GM200003 TO GM208928
 VF700C'86 ENGINE NO.; RC21E-2200011 TO 2210193
 VF700C'86 FRAME NO.; RC211-GM200001 TO GM201250

AMERICAN HONDA MOTOR CO. LTD 1993 79

HANDLEBAR • TOP BRIDGE



Refer to the following selection table to select the lock or blank key.

Type	Key No.
TYPE 1	A** . B**
TYPE 2	C** . D**

* 0, 1, 2, 3, 4, 5, 6, 7, 8 or 9

Ref No	BLOCK NO DESCRIPTION	VF700C			AREA CODE	FRAME SERIAL NUMBER		QTY REQ	PART NUMBER	HONDA CODE
		4	5	6		FROM	TO			
		1	1	1						
		9	9	9						
		8	8	8						
		4	5	6						
1	KEY SET	4	--	--	A	---	---	1	35010-MB1-870	1723410
	KEY SET	4	--	--	A	---	---	1	35010-MB1-871	2688083
	KEY SET	4	--	--	AC	---	---	1	35010-MB1-880	1723428
	KEY SET	--	5	6	A	---	---	1	35010-MK3-670	2020337
	KEY SET	--	5	6	A	---	---	1	35010-MK3-671	2957587
	KEY SET	--	5	6	AC	---	---	1	35010-MK3-680	2020345
2	SWITCH ASSY., COMBINATION & LOCK	4	--	--		---	---	1	35100-MB0-911	1876697
	SWITCH ASSY., COMBINATION & LOCK	4	--	--		---	---	1	35100-MB4-771	1542463
	SWITCH ASSY., COMBINATION & LOCK	4	--	--		---	---	1	35100-MB4-772	1956846
	SWITCH ASSY., COMBINATION & LOCK	--	5	6		---	---	1	35100-MK3-671	2020360
3	BASE COMP., CONTACT	4	--	--		---	---	1	35101-MB0-910	1876705
	BASE COMP., CONTACT	4	--	--		---	---	1	35101-MB4-771	1546670
	BASE COMP., CONTACT	4	--	--		---	---	1	35101-MB4-772	2110773
	BASE COMP., CONTACT	--	5	6		---	---	1	35101-MK3-671	2020386
4	KEY, BLANK (TYPE 1)	4	5	6		---	---	(1)	35121-KW3-771	3029840
	KEY, BLANK (TYPE 1)	4	5	6		---	---	(1)	35121-MA6-811	1246750
	KEY, BLANK (TYPE 2)	4	5	6		---	---	(1)	35122-KW3-771	3029857
	KEY, BLANK (TYPE 2)	4	5	6		---	---	(1)	35122-MA6-811	1246768
5	HANDLEBAR	4	--	--		---	---	1	53100-MB1-870	1723436
	HANDLEBAR	--	5	6		---	---	1	53100-MK3-000	2022408
6	COVER, HANDLEBAR	4	5	6		---	---	1	53105-MB1-700	1291970
7	BRIDGE, FORK TOP	4	--	--		---	---	1	53230-MB1-000	1249887
	BRIDGE, FORK TOP	--	5	6		---	---	1	53230-MK3-000	2022465
8	HOLDER, R. HANDLEBAR UPPER	4	--	--	A	EM008706	---	1	53235-MB1-700	1291996
	HOLDER, R. HANDLEBAR UPPER	4	--	--	AC	EM001550	---	1	53235-MB1-700	1291996
	HOLDER, R. HANDLEBAR UPPER	4	--	--	A	EM008707	---	1	53235-MB1-701	1846575
	HOLDER, R. HANDLEBAR UPPER	4	--	--	AC	EM001551	---	1	53235-MB1-701	1846575
	HOLDER, R. HANDLEBAR UPPER	--	5	6		---	---	1	53235-MK3-000	2022473
9	HOLDER, L. HANDLEBAR UPPER	4	--	--	A	EM008706	---	1	53236-MB1-700	1292002
	HOLDER, L. HANDLEBAR UPPER	4	--	--	AC	EM001550	---	1	53236-MB1-700	1292002
	HOLDER, L. HANDLEBAR UPPER	4	--	--	A	EM008707	---	1	53236-MB1-701	1846583
	HOLDER, L. HANDLEBAR UPPER	4	--	--	AC	EM001551	---	1	53236-MB1-701	1846583
	HOLDER, L. HANDLEBAR UPPER	--	5	6		---	---	1	53236-MK3-000	2022481
10	LABEL, FR. FORK CAUTION	4	5	6		---	---	1	87517-MB1-770	1366202

CONTENTS	
TITLE	PAGE GRID
AIR CLEANER 84	132 H10
AIR CLEANER 85-86	136 H12
BATTERY	130 H9
BATTERY 84	127 H7
BRAKE CALIPER, FR 84	94 G3
BRAKE CALIPER, FR 85-86	96 G4
BRAKE MASTER, FR	76 F6
BRAKE PANEL, RR	102 G7
BRAKE PEDAL	144 I4
CABLES	73 F4
CANISTER 84-85	182 J11
CANISTER 86	184 J12
CLUTCH MASTER CYLINDER	78 F7
CYLINDER	76 F6
FENDER, FR	86 F11
FENDER, RR 84	155 I9
FENDER, RR 85-86	157 I10
FINAL DRIVEN GEAR	106 G9
FOOTPEGS	146 I5
FRAME	76 J8
FUEL PUMP	130 H9
FUEL PUMP 84	127 H7
FUEL TANK 84	111 G11
FUEL TANK 85-86	114 H1
GEARSHIFT PEDAL	144 I4
HANDLEBAR	80 F8
HEADLIGHT	66 F1
HORN	84 F10
IGNITION COIL	168 J4
INSTRUMENTS 84	68 F2
INSTRUMENTS 85-86	70 F3
MAIN STAND	148 I6
MUFFLER 84	139 I1
MUFFLER 85-86	142 I3
RADIATOR 84	170 J5
RADIATOR 85-86	173 J6
RECTIFIER 84	121 H4
SEAT 84	117 H2
SEAT 85-86	119 H3
SHOCK ABSORBER, FR	87 F11
SHOCK ABSORBER, RR	153 I8
SIDE COVER 84	121 H4
SIDE COVER 85-86	124 H6
SIDE STAND	148 I6
SPARK UNIT 84	155 I9
STEERING STEM	84 F10
SWINGARM	150 I7
SWITCHES	73 F4
TAILLIGHT 84	164 J2
TAILLIGHT 85-86	166 J3
TOOLS	180 J10
TOP BRIDGE	80 F8
TURN SIGNAL	160 I12
WHEEL, FR 84	98 G5
WHEEL, FR 85-86	100 G6
WHEEL, RR	104 G8
WIRE HARNESS	168 J4

* CAUTION OR WARNING LABELS MUST BE ORDERED SEPARATELY WHEN APPLICABLE *

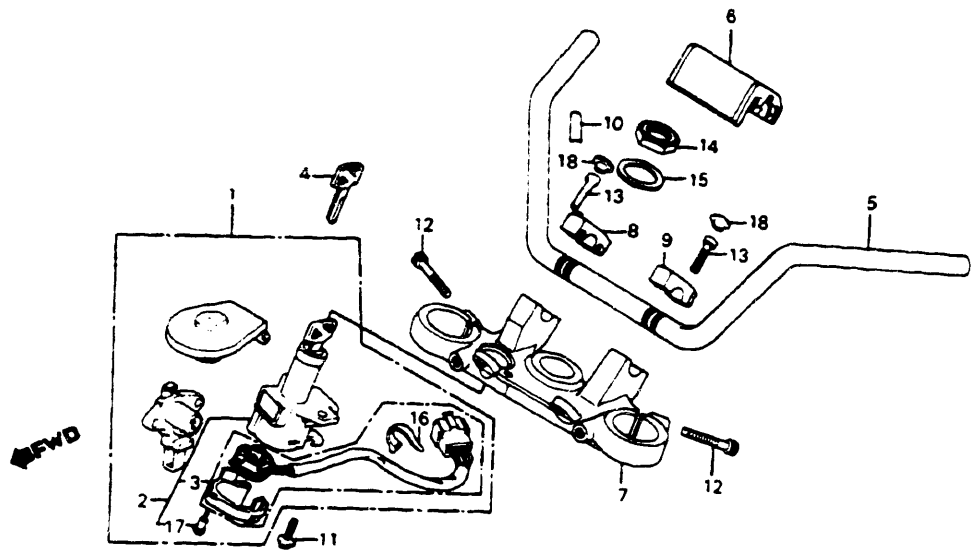
F14MB1E06T

VF700C'84 ENGINE NO.; RC21E-2000021 TO 2016382
 VF700C'84 FRAME NO.; RC210-EM000002 TO EM014552
 VF700C'84 ENGINE NO.; RC21E-2000019 TO 2016862
 VF700C'84 FRAME NO.; RC211-EM000003 TO EM002300

VF700C'85 ENGINE NO.; RC21E-2100016 TO 2110238
 VF700C'85 FRAME NO.; RC210-FM100006 TO FM108900
 VF700C'85 ENGINE NO.; RC21E-2100022 TO 2108674
 VF700C'85 FRAME NO.; RC211-FM100007 TO FM101325

VF700C'86 ENGINE NO.; RC21E-2200005 TO 2209873
 VF700C'86 FRAME NO.; RC210-GM200003 TO GM208928
 VF700C'86 ENGINE NO.; RC21E-2200011 TO 2210193
 VF700C'86 FRAME NO.; RC211-GM200001 TO GM201250

HANDLEBAR • TOP BRIDGE



Refer to the following selection table to select the lock or blank key.

Type	Key No.
TYPE 1	A** . B**
TYPE 2	C** . D**

* 0, 1, 2, 3, 4, 5, 6, 7, 8 or 9

"CAUTION OR WARNING LABELS MUST BE ORDERED SEPARATELY WHEN APPLICABLE"

F14MB1E06T

4 = VF700C'84
5 = VF700C'85
6 = VF700C'86

Ref No	BLOCK NO	F-6	VF700C			AREA CODE	FRAME SERIAL NUMBER		QTY REQ	PART NUMBER	HONDA CODE
			1	2	3		FROM	TO			
			1	1	1						
			9	9	9						
			8	8	8						
			4	5	6						
11	BOLT, FLANGE, 8X19		4	--	--				2	90105-MA6-000	1250893
	BOLT, FLANGE, 8X19		4	5	6				2	90104-MJ1-000	1735307
12	BOLT, SOCKET, 7X32		4	5	6				2	90151-MB1-000	1251099
13	BOLT, SOCKET, 8X32		4	5	6				4	90154-ME9-000	1371137
14	NUT, STEERING STEM		4	--	--				1	90304-425-000	0719401
	NUT, STEERING STEM		--	5	6				1	90304-MK3-000	2023653
15	WASHER, STEERING STEM		4	--	--				1	90503-425-000	0719443
	WASHER, LOCK		--	5	6				1	90506-425-830	0823948
16	BAND, SELF LOCK		--	5	6				1	91058-MG9-681	1928605
17	SCREW, TAPPING, 3X16		--	5	6				3	91059-MG9-681	1954445
18	CAP, SOCKET BOLT, 8MM		4	5	6				4	91455-MB0-010	2332187

CONTENTS

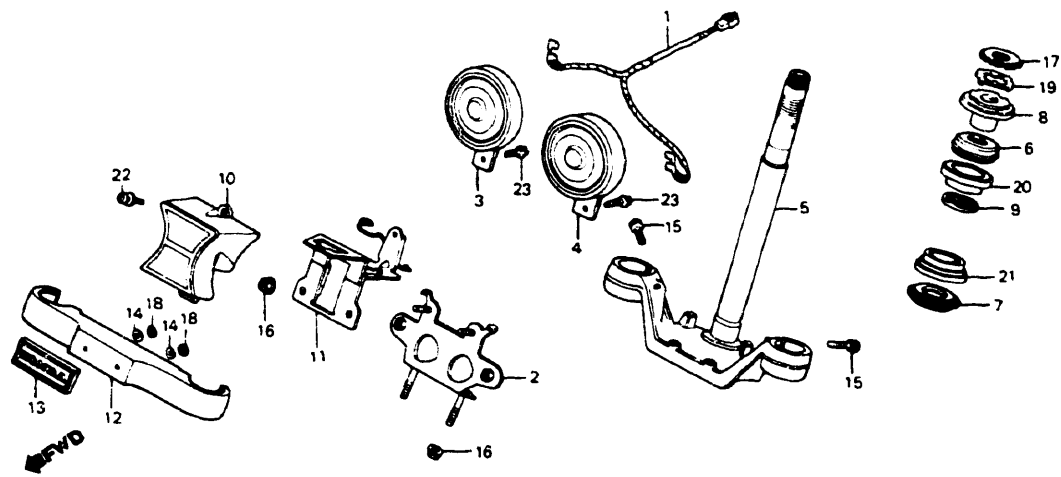
TITLE	PAGE	GRID
AIR CLEANER 84	132	H10
AIR CLEANER 85-86	136	H12
BATTERY	130	H9
BATTERY 84	127	H7
BRAKE CALIPER, FR 84	94	G3
BRAKE CALIPER, FR 85-86	96	G4
BRAKE MASTER FR	76	F6
BRAKE PANEL, RR	102	G7
BRAKE PEDAL	144	I4
CABLES	73	F4
CANISTER 84-85	182	J11
CANISTER 86	184	J12
CLUTCH MASTER CYLINDER	78	F7
CYLINDER	76	F6
FENDER, FR	86	F11
FENDER, RR 84	155	I9
FENDER, RR 85-86	157	I10
FINAL DRIVEN GEAR	106	G9
FOOTPEGS	146	I5
FRAME	176	J8
FUEL PUMP	130	H9
FUEL PUMP 84	127	H7
FUEL TANK 84	111	G11
FUEL TANK 85-86	114	H1
GEARSHIFT PEDAL	144	I4
HANDLEBAR	80	F8
HEADLIGHT	66	F1
HORN	84	F10
IGNITION COIL	168	J4
INSTRUMENTS 84	68	F2
INSTRUMENTS 85-86	70	F3
MAIN STAND	148	I6
MUFFLER 84	139	I1
MUFFLER 85-86	142	I3
RADIATOR 84	170	J5
RADIATOR 85-86	173	J6
RECTIFIER 84	121	H4
SEAT 84	117	H2
SEAT 85-86	119	H3
SHOCK ABSORBER, FR	87	F11
SHOCK ABSORBER, RR	153	I8
SIDE COVER 84	121	H4
SIDE COVER 85-86	124	H6
SIDE STAND	148	I6
SPARK UNIT 84	155	I9
STEERING STEM	84	F10
SWINGARM	150	I7
SWITCHES	73	F4
TAILLIGHT 84	164	J2
TAILLIGHT 85-86	166	J3
TOOLS	180	J10
TOP BRIDGE	80	F8
TURN SIGNAL	160	I12
WHEEL, FR 84	98	G5
WHEEL, FR 85-86	100	G6
WHEEL, RR	104	G8
WIRE HARNESS	168	J4

VF700C'84 ENGINE NO.; RC21E-2000021 TO 2016382
VF700C'84 FRAME NO.; RC210-EM000002 TO EM014552
VF700C'84 ENGINE NO.; RC21E-2000019 TO 2016862
VF700C'84 FRAME NO.; RC211-EM000003 TO EM002300

VF700C'85 ENGINE NO.; RC21E-2100016 TO 2110238
VF700C'85 FRAME NO.; RC210-FM100006 TO FM108900
VF700C'85 ENGINE NO.; RC21E-2100022 TO 2108674
VF700C'85 FRAME NO.; RC211-FM100007 TO FM101325

VF700C'86 ENGINE NO.; RC21E-2200005 TO 2209873
VF700C'86 FRAME NO.; RC210-GM200003 TO GM208928
VF700C'86 ENGINE NO.; RC21E-2200011 TO 2210193
VF700C'86 FRAME NO.; RC211-GM200001 TO GM201250

STEERING STEM • HORN



F14MB1E07

Ref. No.	BLOCK NO. DESCRIPTION	VF700C			AREA CODE	FRAME SERIAL NUMBER	QTY REQ	PART NUMBER	HONDA CODE
		1	1	1					
		9	8	8					
		4	5	6					
4 = VF700C'84 5 = VF700C'85 6 = VF700C'86									
1	SUB HARNESS, HORN	4	--	--			1	32106-MB4-000	1384684
2	STAY, HORN	4	5	6			1	38102-MB1-870	1723444
3	HORN ASSY. (HIGH)	4	5	6			1	38110-MB4-640	3216538
	HORN ASSY. (HIGH)	4	5	6			1	38110-MB4-670	1384783
4	HORN ASSY. (LOW)	4	5	6			1	38120-MB4-640	3216546
	HORN ASSY. (LOW)	4	5	6			1	38120-MB4-670	1413608
5	STEM COMP., STEERING	4	--	--			1	53200-MB1-700	1291988
	STEM COMP., STEERING	--	5	6			1	53200-MK3-000	2022440
6	DUST SEAL, STEERING HEAD	4	5	6			1	53213-MB4-771	1546951
7	DUST SEAL, STEERING HEAD	4	5	6			1	53214-371-010	0470948
8	THREAD COMP., STEERING HEAD UPPER	4	5	6			1	53220-422-000	0693101
9	HOLDER, GREASE	4	5	6			1	53223-371-010	0470955
10	COVER, COUPLER HOLDER	4	--	--			1	61306-MB1-870	1723 51
	COVER, COUPLER HOLDER	4	5	6			1	61306-MK3-000	2022556
11	PLATE, COUPLER HOLDER	4	--	--			1	61309-MB1-870	1723469
	PLATE, COUPLER HOLDER	--	5	6			1	61309-MK3-000	2022572

4 = VF700C'84
5 = VF700C'85
6 = VF700C'86

Ref. No.	BLOCK NO. DESCRIPTION	VF700C			AREA CODE	FRAME SERIAL NUMBER	QTY REQ	PART NUMBER	HONDA CODE
		1	1	1					
		9	8	8					
		4	5	6					
12	COVER, LOWER	4	--	--			1	61401-MB1-870	1723477
	COVER, LOWER	4	5	6			1	61401-MK3-000	2022614
13	EMBLEM, FR.	4	5	6			1	61405-MB1-000	1250091
14	RUBBER, RR. EMBLEM SETTING	4	--	--			2	87411-538-910	0520304
15	BOLT, SOCKET, 10X30	4	--	--			2	90152-MB0-000	1251107
	BOLT, SOCKET, 10X25	--	5	6			2	96700-10025-17	2016558
16	NUT, FLANGE, 6MM	4	5	6			4	90203-PD1-000	1784669
	NUT, FLANGE, 6MM	4	5	6			4	90301-428-900	1089499
	NUT, FLANGE, 6MM	4	5	6			4	94050-06070	2322832
17	THREAD, STEERING HEAD TOP (B)	4	5	6			1	90302-425-830	0823930
18	NUT, SPEED, 3MM	4	5	6			2	90313-567-000	0258863
19	WASHER, LOCK	4	5	6			1	90506-425-830	0823948
20	BEARING, HEAD PIPE UPPER	4	5	6			1	91015-KT8-005	2492825
	BEARING, HEAD PIPE UPPER	4	5	6			1	91015-MB4-771	1547132
21	BEARING, HEAD PIPE LOWER	4	5	6			1	91016-KT8-005	2492833
	BEARING, HEAD PIPE LOWER	4	5	6			1	91016-MB4-771	1547140
22	SCREW-WASHER, 4X12	4	5	6			1	93891-04012-07	1218643
23	BOLT, FLANGE, 6X12	4	5	6			2	95700-06012-07	0481176
	BOLT, FLANGE, 6X12	4	5	6			2	95701-06012-07	2387108

CONTENTS

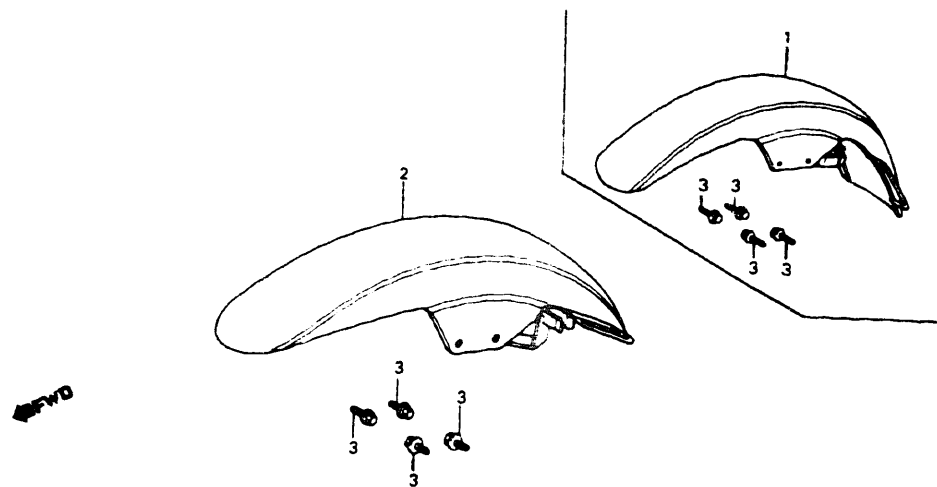
TITLE	PAGE	GRID
AIR CLEANER 84	132	H10
AIR CLEANER 85-86	136	H12
BATTERY	130	H9
BATTERY 84	127	H7
BRAKE CALIPER FR 84	94	G3
BRAKE CALIPER FR 85-86	96	G4
BRAKE MASTER FR	76	F6
BRAKE PANEL RR	102	G7
BRAKE PEDAL	144	I4
CABLES	73	F4
CANISTER 84-85	182	J11
CANISTER 86	184	J12
CLUTCH MASTER CYLINDER	78	F7
CYLINDER	76	F6
FENDER FR	86	F11
FENDER RR 84	155	I9
FENDER RR 85-86	157	I10
FINAL DRIVEN GEAR	106	G9
FOOTPEGS	146	I5
FRAME	176	J8
FUEL PUMP	130	H9
FUEL PUMP 84	127	H7
FUEL TANK 84	111	G11
FUEL TANK 85-86	114	H1
GEARSHIFT PEDAL	144	I4
HANDLEBAR	80	F8
HEADLIGHT	66	F1
HORN	84	F10
IGNITION COIL	168	J4
INSTRUMENTS 84	68	F2
INSTRUMENTS 85-86	70	F3
MAIN STAND	148	I6
MUFFLER 84	139	I1
MUFFLER 85-86	142	I3
RADIATOR 84	170	J5
RADIATOR 85-86	173	J6
RECTIFIER 84	121	H4
SEAT 84	117	H2
SEAT 85-86	119	H3
SHOCK ABSORBER FR	87	F11
SHOCK ABSORBER RR	153	I8
SIDE COVER 84	121	H4
SIDE COVER 85-86	124	H6
SIDE STAND	148	I6
SPARK UNIT 84	155	I9
STEERING STEM	84	F10
SWINGARM	150	I7
SWITCHES	73	F4
TAILLIGHT 84	164	J2
TAILLIGHT 85-86	166	J3
TOOLS	180	J10
TOP BRIDGE	80	F8
TURN SIGNAL	160	I12
WHEEL FR 84	98	G5
WHEEL FR 85-86	100	G6
WHEEL RR	104	G8
WIRE HARNESS	168	J4

VF700C'84 ENGINE NO.; RC21E-2000021 TO 2016382
 VF700C'84 FRAME NO.; RC210-EM000002 TO EM014552
 VF700C'84 ENGINE NO.; RC21E-2000019 TO 2016862
 VF700C'84 FRAME NO.; RC211-EM000003 TO EM002300

VF700C'85 ENGINE NO.; RC21E-2100016 TO 2110238
 VF700C'85 FRAME NO.; RC210-FM100006 TO FM108900
 VF700C'85 ENGINE NO.; RC21E-2100022 TO 2108674
 VF700C'85 FRAME NO.; RC211-FM100007 TO FM101325

VF700C'86 ENGINE NO.; RC21E-2200005 TO 2209873
 VF700C'86 FRAME NO.; RC210-GM200003 TO GM208928
 VF700C'86 ENGINE NO.; RC21E-2200011 TO 2210193
 VF700C'86 FRAME NO.; RC211-GM200001 TO GM201250

FRONT FENDER

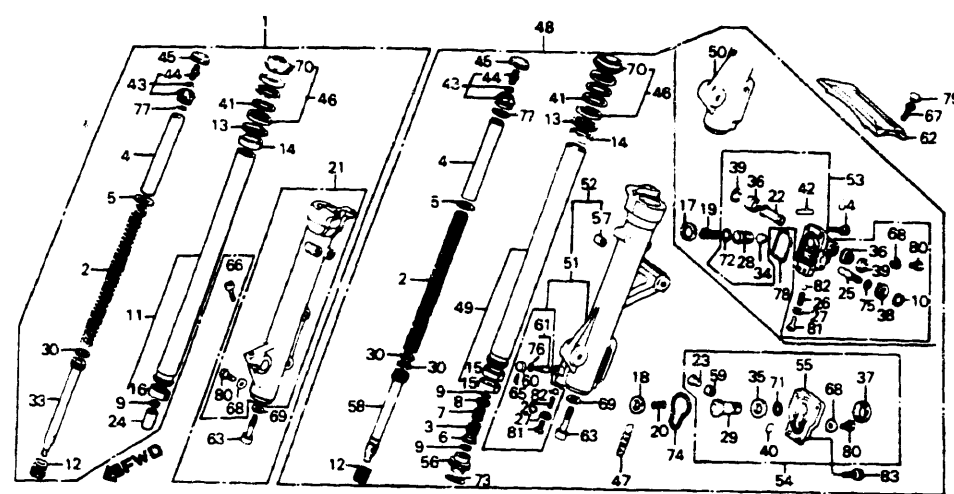


F14MB1E08

Ref. No.	BLOCK NO. DESCRIPTION	VF700C			AREA CODE	FRAME SERIAL NUMBER		QTY REQ	PART NUMBER	HONDA CODE
		4	5	6		FROM	TO			
	4 = VF700C'84 5 = VF700C'85 6 = VF700C'86	1	1	1						
		9	9	9						
		8	8	8						
		4	5	6						
1	FENDER COMP., FR.	4	--	--				1	61100-MB1-700	1292010
2	FENDER COMP., FR.	--	5	6				1	61100-MK3-000	2022515
3	BOLT, FLANGE, 6X14	4	5	6				4	95700-06014-08	0840587
	BDLT, FLANGE, 6X14	4	5	6				4	95701-06014-08	2374742

F11

FRONT SHOCK ABSORBER



F14MB1E09

Ref. No.	BLOCK NO. DESCRIPTION	VF700C			AREA CODE	FRAME SERIAL NUMBER		QTY REQ	PART NUMBER	HONDA CODE
		4	5	6		FROM	TO			
	4 = VF700C'84 5 = VF700C'85 6 = VF700C'86	1	1	1						
		9	9	9						
		8	8	8						
		4	5	6						
1	SHOCK ABSORBER ASSY., R. FR. (SHOWA)	4	--	--				1	51400-MB1-772	2066181
	SHOCK ABSORBER ASSY., R. FR.	--	5	--				1	51400-MK3-003	2021897
		--	6	A				1	51400-MK3-003	2021897
		--	6	AC				1	51400-MK3-003	2021897
		--	6	A				1	51400-MK3-013	2545549
		--	6	AC				1	51400-MK3-013	2545549
2	SPRING, FR. SHOCK	4	--	--				2	51401-MB1-771	1442250
	SPRING, FR. SHOCK	--	5	6				2	51401-MK3-003	2021913
3	SPRING B, FR. SHOCK	--	5	6				1	51402-MA6-003	1212125
4	COLLAR, SPRING	4	--	--				2	51402-MB1-003	1249259
	COLLAR, SPRING	--	5	6				2	51402-MK3-003	2021939
5	SEAT, SPRING	4	--	--				2	51403-MA0-771	1093913
	PLATE, SPRING JOINT	--	5	6				2	51403-ME5-003	1374073
6	VALVE, OIL LOCK	4	--	--				1	51403-MA6-003	1212141
	VALVE, OIL LOCK	--	5	6				1	51403-MB2-003	1435361

AMERICAN HONDA MOTOR CO. LTD 1993 87

CONTENTS

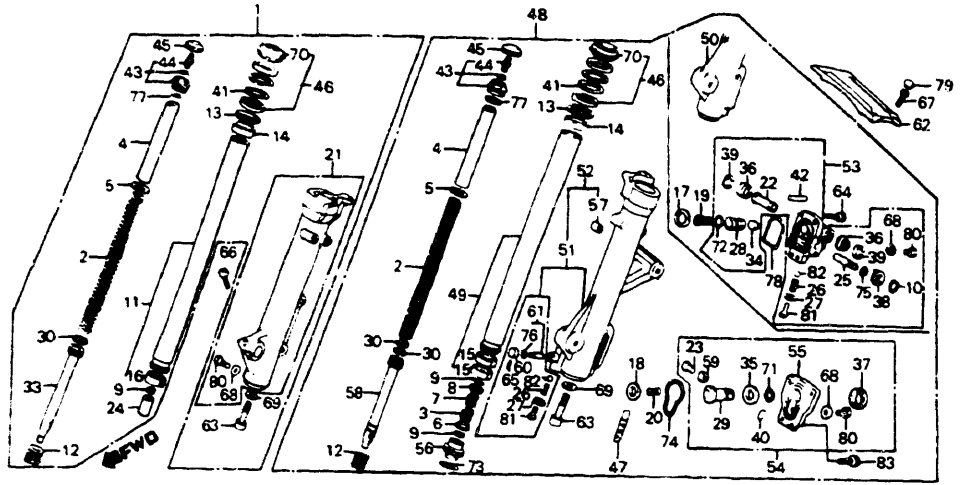
TITLE	PAGE	GRID
AIR CLEANER 84	132	H10
AIR CLEANER 85-86	136	H12
BATTERY	130	H9
BATTERY 84	127	H7
BRAKE CALIPER FR 84	94	G3
BRAKE CALIPER FR 85-86	96	G4
BRAKE MASTER FR	76	F6
BRAKE PANEL RR	102	G7
BRAKE PEDAL	144	I4
CABLES	73	F4
CANISTER 84-85	182	J11
CANISTER 86	184	J12
CLUTCH MASTER CYLINDER	78	F7
CYLINDER	76	F6
FENDER FR	86	F11
FENDER RR 84	155	I9
FENDER RR 85-86	157	I10
FINAL DRIVEN GEAR	106	G9
FOOTPEGS	146	I5
FRAME	176	J8
FUEL PUMP	130	H9
FUEL PUMP 84	127	H7
FUEL TANK 84	111	G11
FUEL TANK 85-86	114	H1
GEARSHIFT PEDAL	144	I4
HANDLEBAR	80	F8
HEADLIGHT	66	F1
HORN	84	F10
IGNITION COIL	168	J4
INSTRUMENTS 84	68	F2
INSTRUMENTS 85-86	70	F3
MAIN STAND	148	I6
MUFFLER 84	139	I1
MUFFLER 85-86	142	I3
RADIATOR 84	170	J5
RADIATOR 85-86	173	J6
RECTIFIER 84	121	H4
SEAT 84	117	H2
SEAT 85-86	119	H3
SHOCK ABSORBER FR	87	F11
SHOCK ABSORBER RR	153	I8
SIDE COVER 84	121	H4
SIDE COVER 85-86	124	H6
SIDE STAND	148	I6
SPARK UNIT 84	155	I9
STEERING STEM	84	F10
SWINGARM	150	I7
SWITCHES	73	F4
TAILLIGHT 84	164	J2
TAILLIGHT 85-86	166	J3
TOOLS	180	J10
TOP BRIDGE	80	F8
TURN SIGNAL	160	I12
WHEEL FR 84	98	G5
WHEEL FR 85-86	100	G6
WHEEL RR	104	G8
WIRE HARNESS	168	J4

VF700C'84 ENGINE NO.; RC21E-2000021 TO 2016382
 VF700C'84 FRAME NO.; RC210-EM000002 TO EM014552
 VF700C'84 ENGINE NO.; RC21E-2000019 TO 2016862
 VF700C'84 FRAME NO.; RC211-EM000003 TO EM002300

VF700C'85 ENGINE NO.; RC21E-2100016 TO 2110238
 VF700C'85 FRAME NO.; RC210-FM100006 TO FM108900
 VF700C'85 ENGINE NO.; RC21E-2100022 TO 2108674
 VF700C'85 FRAME NO.; RC211-FM100007 TO FM101325

VF700C'86 ENGINE NO.; RC21E-2200005 TO 2209873
 VF700C'86 FRAME NO.; RC210-GM200003 TO GM208928
 VF700C'86 ENGINE NO.; RC21E-2200011 TO 2210193
 VF700C'86 FRAME NO.; RC211-GM200001 TO GM201250

FRONT SHOCK ABSORBER



F14MB1E09

Ref. No.	BLOCK NO. DESCRIPTION	VF700C			AREA CODE	FRAME SERIAL NUMBER	QTY REQ	PART NUMBER	HONDA CODE
		1	9	8					
		4	5	6					
7	SPRING, OIL LOCK VALVE	4	5	6			1	51404-MA6-003	1212158
8	SEAT, SPRING	4					1	51405-MA6-003	1249267
9	RING, STOPPER	4					2	51405-MC7-003	1212166
			5	6			3	51405-MC7-003	1212166
10	RING, STOPPER	4					1	51406-MB1-771	1291855
11	PIPE COMP., R. FR. SHOCK	4					1	51410-MB1-003	1249283
	PIPE COMP., FR. SHOCK		5				1	51410-MK3-003	2021954
				6	A		1	51410-MK3-003	2021954
				6	AC		1	51410-MK3-003	2021954
	PIPE COMP., FR. SHOCK		5	6			1	51410-MK3-013	2426336
				6	A		1	51410-MK3-013	2426336
				6	AC		1	51410-MK3-013	2426336
12	SPRING, FR. SHOCK REBOUND	4					2	51412-ME1-671	1212182
	SPRING, REBOUND		5	6			2	51411-ME5-003	1378124
13	RING, BACK UP	4					2	51412-461-003	0910844
	RING, BACK UP	4					2	51412-461-305	1038827
	RING, BACK UP		5	6			2	51412-463-003	0884114

88 AMERICAN HONDA MOTOR CO. LTD. 1993

VF700C'84 ENGINE NO.; RC21E-2000021 TO 2016382
 VF700C'84 FRAME NO.; RC210-EM000002 TO EM014552
 VF700C'84 ENGINE NO.; RC21E-2000019 TO 2016862
 VF700C'84 FRAME NO.; RC211-EM000003 TO EM002300

VF700C'85 ENGINE NO.; RC21E-2100016 TO 2110238
 VF700C'85 FRAME NO.; RC210-FM100006 TO FM108900
 VF700C'85 ENGINE NO.; RC21E-2100022 TO 2108674
 VF700C'85 FRAME NO.; RC211-FM100007 TO FM101325

Ref. No.	BLOCK NO. DESCRIPTION	VF700C			AREA CODE	FRAME SERIAL NUMBER	QTY REQ	PART NUMBER	HONDA CODE
		1	9	8					
		4	5	6					
14	BUSH, GUIDE	4					2	51414-461-003	0918649
	BUSH, FORK PIPE		5	6			2	51414-463-003	0884130
15	BUSH, SLIDER	4					2	51415-MC5-003	1260678
	BUSH, SLIDER	4					2	51415-MC5-013	2248078
	BUSH, SLIDER		5	6			1	51415-MB9-781	1289313
16	BUSH, SLIDER	4					1	51415-461-003	0918656
	SLEEVE, SHOCK PIPE		5	6			1	51415-463-003	0884148
17	GASKET, PISTON CASE	4					1	51417-ME1-671	1212190
18	GASKET		5	6			1	51417-MJ0-013	2021970
19	SPRING, PISTON	4					1	51418-ME1-671	1212208
20	SPRING, PISTON		5	6			1	51418-MJ0-003	1744051
21	CASE COMP., R. LOWER	4					1	51421-MB1-771	1291863
	CASE COMP., R. LOWER (SHOWA)		5	6			1	51421-MK3-003	2021996
22	COLLAR, PISTON	4					1	51423-MB1-771	1291871
23	COLLAR, PISTON		5	6			1	51423-MJ0-003	1744077
24	PIECE, OIL LOCK	4					1	51432-371-003	0407981
	PIECE, OIL LOCK		5	6			1	51432-MK3-003	2022002
25	ROD, ADJUSTING	4					1	51433-MB1-771	1291889
26	SPRING, CLICK	4	5	6			1	51434-MC7-003	1212257
27	WASHER, SPECIAL, 5MM	4	5	6			1	51435-MC7-003	1217413
28	PISTON	4					1	51436-MB1-771	1291897
29	PISTON		5	6			1	51436-MJ0-003	1744101
30	RING, PISTON	4					3	51437-MA0-771	1093962
	RING, PISTON		5	6			3	51437-ME5-003	1378132
33	PIPE, SEAT	4					1	51440-MB0-003	1249341
	PIPE, SEAT		5	6			1	51440-MK3-003	2022036
34	RUBBER, STOPPER	4					1	51441-MC7-003	1212281
35	RUBBER, STOPPER		5	6			1	51441-MJ0-003	1744127
36	BOOT, PISTON CASE	4					2	51442-MC7-003	1212299
37	BOOT, PISTON CASE		5	6			1	51442-MJ0-003	1744135
38	WASHER, L. SIDE	4					1	51444-MB1-771	1291905
39	HOLDER, BOOT	4					2	51445-MC7-003	1212315

F12

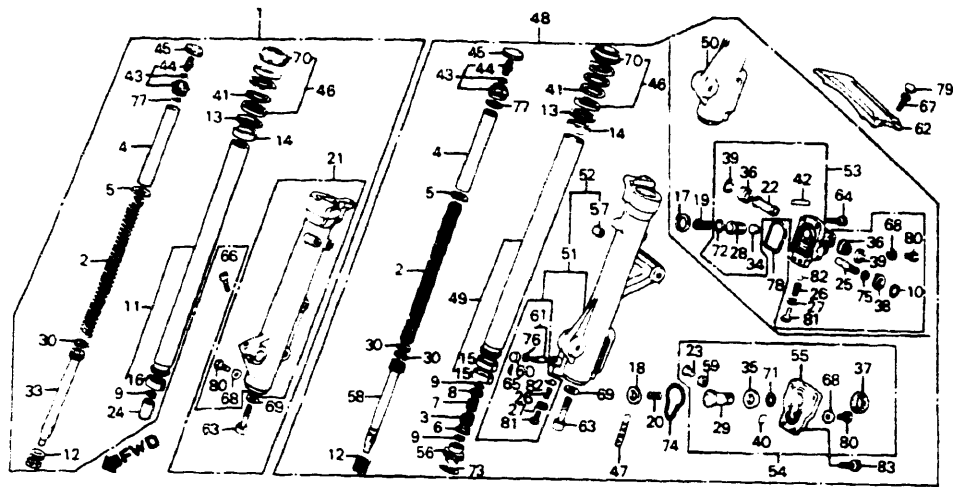
VF700C'86 ENGINE NO.; RC21E-2200005 TO 2209873
 VF700C'86 FRAME NO.; RC210-GM200003 TO GM208928
 VF700C'86 ENGINE NO.; RC21E-2200011 TO 2210193
 VF700C'86 FRAME NO.; RC211-GM200001 TO GM201250

AMERICAN HONDA MOTOR CO. LTD. 1993 89

CONTENTS

TITLE	PAGE	GRID
AIR CLEANER 84	132	H10
AIR CLEANER 85-86	136	H12
BATTERY	130	H9
BATTERY 84	127	H7
BRAKE CALIPER, FR. 84	94	G3
BRAKE CALIPER, FR. 85-86	96	G4
BRAKE MASTER, FR.	76	F6
BRAKE PANEL RR	102	G7
BRAKE PEDAL	144	I4
CABLES	73	F4
CANISTER 84-85	182	J11
CANISTER 86	184	J12
CLUTCH MASTER CYLINDER	78	F7
CYLINDER	76	F6
FENDER, FR.	86	F11
FENDER, RR 84	155	I9
FENDER, RR 85-86	157	I10
FINAL DRIVEN GEAR	106	G9
FOOTPEGS	146	I5
FRAME	176	J8
FUEL PUMP	130	H9
FUEL PUMP 84	127	H7
FUEL TANK 84	111	G11
FUEL TANK 85-86	114	H1
GEARSHIFT PEDAL	144	I4
HANDLEBAR	80	F8
HEADLIGHT	66	F1
HORN	84	F10
IGNITION COIL	168	J4
INSTRUMENTS 84	68	F2
INSTRUMENTS 85-86	70	F3
MAIN STAND	148	I6
MUFFLER 84	139	I1
MUFFLER 85-86	142	I3
RADIATOR 84	170	J5
RADIATOR 85-86	173	J6
RECTIFIER 84	121	H4
SEAT 84	117	H2
SEAT 85-86	119	H3
SHOCK ABSORBER, FR.	87	F11
SHOCK ABSORBER, RR	153	I8
SIDE COVER 84	121	H4
SIDE COVER 85-86	124	H6
SIDE STAND	148	I6
SPARK UNIT 84	155	I9
STEERING STEM	84	F10
SWINGARM	150	I7
SWITCHES	73	F4
TAILLIGHT 84	164	J2
TAILLIGHT 85-86	166	J3
TOOLS	180	J10
TOP BRIDGE	80	F8
TURN SIGNAL	160	I2
WHEEL, FR 84	98	G5
WHEEL, FR 85-86	100	G6
WHEEL, RR	104	G8
WIRE HARNESS	168	J4

FRONT SHOCK ABSORBER



F14MB1E09

Ref No	BLOCK NO. DESCRIPTION	VF700C			AREA CODE	FRAME SERIAL NUMBER		QTY REQ	PART NUMBER	HONDA CODE
		1	8	9		FROM	TO			
4	VF700C 84	1	8	9						
5	VF700C 85	1	8	9						
6	VF700C 86	1	8	9						
40	RING, STOPPER	5	6					1	51445-MJ0-003	1744143
41	CIRCLIP, INTERNAL, 50MM	4						2	51447-461-003	0910885
	CIRCLIP, INTERNAL	5	6					2	51447-463-003	0884197
42	PIN, PARALLEL	4						1	51448-MB1-771	1390723
43	BOLT ASSY., FR. SHOCK	4						2	51450-MB0-003	1249358
	BOLT ASSY., FR. FORK	5	6					2	51450-MK3-003	2022044
44	VALVE COMP., AIR (SHOWA)	4	5	6				2	51456-469-013	0950428
45	CAP, AIR VALVE	4						2	51457-MB1-003	1249374
	CAP, AIR VALVE	5	6					2	51457-MG1-003	1289404
46	SEAL SET, FR. SHOCK	4						2	51490-KAZ-003	4130118
	SEAL SET, FR. FORK	4						2	51490-MC5-305	1249382
	SEAL SET, FR. FORK	4						2	51490-MC5-315	1846476
	SEAL SET, FR. FORK	5	6					2	51490-MB9-782	1837574
47	MARK, FR. FORK	4	5	6				1	51496-MC7-670	1249390
48	SHOCK ABSORBER ASSY., L. FR.	4						1	51500-MB1-771	1291921
	SHOCK ABSORBER ASSY., L. FR.	4						1	51500-MB1-772	1949445

Ref No	BLOCK NO. DESCRIPTION	VF700C			AREA CODE	FRAME SERIAL NUMBER		QTY REQ	PART NUMBER	HONDA CODE
		1	8	9		FROM	TO			
	4 = VF700C 84	1	8	9						
	5 = VF700C 85	1	8	9						
	6 = VF700C 86	1	8	9						
48	SHOCK ABSORBER ASSY., L. FR.	5						1	51500-MK3-003	2022069
	SHOCK ABSORBER ASSY., L. FR.	6			A		GM204032	1	51500-MK3-003	2022069
	SHOCK ABSORBER ASSY., L. FR.	6			AC		GM200576	1	51500-MK3-003	2022069
49	PIPE COMP., L. FR. SHOCK	5	6					1	51500-MK3-013	2545556
	PIPE COMP., L. FR. SHOCK	6			A		GM204032	1	51500-MK3-013	2545556
	PIPE COMP., L. FR. SHOCK	6			AC		GM200576	1	51500-MK3-013	2545556
50	CASE, L. LOWER	4						1	51510-MB1-003	1249432
51	CASE COMP., L. LOWER	5						1	51510-MK3-003	2022077
	CASE COMP., L. LOWER	5						1	51510-MK3-003	2022077
52	CASE COMP., L. LOWER	6						1	51510-MK3-003	2022077
53	CASE ASSY., L. PISTON	4						1	51510-MK3-003	2022077
54	CASE COMP., PISTON	5	6					1	51510-MK3-013	2545564
55	CASE, PISTON	6			A		GM204032	1	51510-MK3-013	2545564
	CASE, PISTON	6			AC		GM200576	1	51510-MK3-013	2545564
56	PIECE B, OIL LOCK	4						1	51521-MB1-771	1291939
57	BUSH, PIVOT	5						1	51521-MK3-003	2022093
	BUSH, PIVOT	5						1	51521-MK3-013	2248110
58	PIPE B, SEAT	4						1	51521-MK3-013	2248110
	PIPE, SEAT (B)	5	6					1	51530-MB1-771	1291947
59	BUSH, RUBBER	5	6					1	51530-MB3-671	1744242
60	PLATE COMP., ADJUSTER	5	6					1	51531-MJ0-003	1767813
61	ROD SET, ADJUSTER	5	6					1	51532-MB1-771	1291954
62	STABILIZER, FR. SHOCK	4						1	51532-MB2-300	1430420
	STABILIZER, FR. SHOCK	4	5	6				1	51532-MB6-631	2071272
	STABILIZER, FR. SHOCK	4	5	6				1	51540-MB0-003	1249473
63	BOLT, SOCKET, 8MM	4						2	51540-MK3-003	2022101
	BOLT, SOCKET, 8MM (SHOWA)	5	6					1	51545-MJ0-003	1744259
64	BOLT, SOCKET	4						4	51558-MK3-003	2022119
65	SCREW, SOCKET	5	6					1	51591-MK3-305	2022127
	SCREW, SOCKET	5	6					1	53240-MB1-030	1744226
	SCREW, SOCKET	5	6					1	53240-MB1-040	2051290
	SCREW, SOCKET	5	6					1	53240-MB1-050	2753770
	SCREW, SOCKET	4						2	90116-ME1-671	1250984
	SCREW, SOCKET	5	6					2	90116-383-721	0750919
	SCREW, SOCKET	4						4	90118-MC7-003	1258300
	SCREW, SOCKET	5	6					1	90150-MK3-003	2023505

CONTENTS

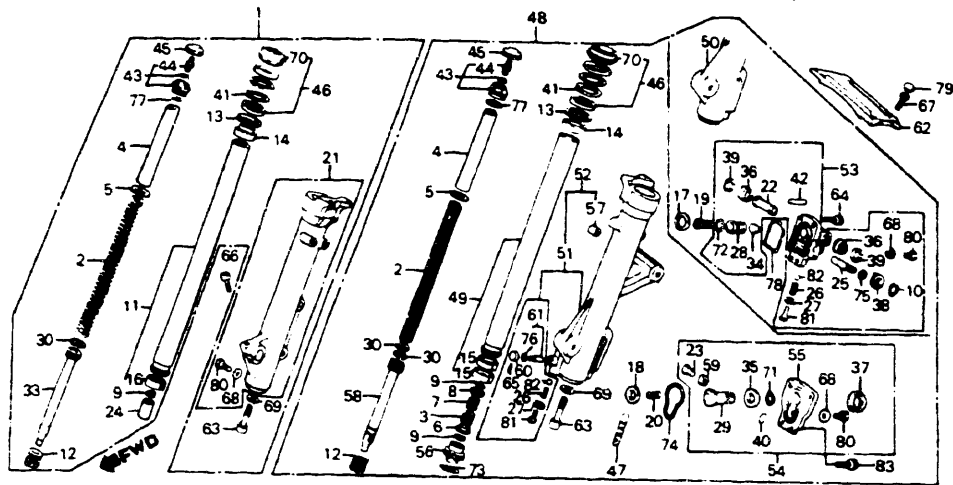
TITLE	PAGE	GRID
AIR CLEANER 84	132	H10
AIR CLEANER 85-86	136	H12
BATTERY	130	H9
BATTERY 84	127	H7
BRAKE CALIPER, FR. 84	94	G3
BRAKE CALIPER, FR. 85-86	96	G4
BRAKE MASTER FR.	76	F6
BRAKE PANEL, FR.	102	G7
BRAKE PEDAL	144	I4
CABLES	73	F4
CANISTER 84-85	182	J11
CANISTER 86	184	J12
CLUTCH MASTER CYLINDER	78	F7
CYLINDER	76	F6
FENDER, FR.	86	F11
FENDER, RR. 84	155	I9
FENDER, RR. 85-86	157	I10
FINAL DRIVEN GEAR	106	G9
FOOTPEGS	146	I5
FRAME	176	J8
FUEL PUMP	130	H9
FUEL PUMP 84	127	H7
FUEL TANK 84	111	G11
FUEL TANK 85-86	114	H1
GEARSHIFT PEDAL	144	I4
HANDLEBAR	80	F8
HEADLIGHT	66	F1
HORN	84	F10
IGNITION COIL	168	J4
INSTRUMENTS 84	68	F2
INSTRUMENTS 85-86	70	F3
MAIN STAND	148	I6
MUFFLER 84	139	I1
MUFFLER 85-86	142	I3
RADIATOR 84	170	J5
RADIATOR 85-86	173	J6
RECTIFIER 84	121	H4
SEAT 84	117	H2
SEAT 85-86	119	H3
SHOCK ABSORBER, FR.	87	F11
SHOCK ABSORBER, RR.	153	I8
SIDE COVER 84	121	H4
SIDE COVER 85-86	124	H6
SIDE STAND	148	I6
SPARK UNIT 84	155	I9
STEERING STEM	84	F10
SWINGARM	150	I7
SWITCHES	73	F4
TAILLIGHT 84	164	J2
TAILLIGHT 85-86	166	J3
TOOLS	180	J10
TOP BRIDGE	80	F8
TURN SIGNAL	160	I2
WHEEL, FR. 84	98	G5
WHEEL, FR. 85-86	100	G6
WHEEL, RR.	104	G8
WIRE HARNESS	168	J4

VF700C'84 ENGINE NO.; RC21E-2000021 TO 2016382
 VF700C'84 FRAME NO.; RC210-EM000002 TO EM014552
 VF700C'84 ENGINE NO.; RC21E-2000019 TO 2016862
 VF700C'84 FRAME NO.; RC211-EM000003 TO EM002300

VF700C'85 ENGINE NO.; RC21E-2100016 TO 2110238
 VF700C'85 FRAME NO.; RC210-FM100006 TO FM108900
 VF700C'85 ENGINE NO.; RC21E-2100022 TO 2108674
 VF700C'85 FRAME NO.; RC211-FM100007 TO FM101325

VF700C'86 ENGINE NO.; RC21E-2200005 TO 2209873
 VF700C'86 FRAME NO.; RC210-GM200003 TO GM208928
 VF700C'86 ENGINE NO.; RC21E-2200011 TO 2210193
 VF700C'86 FRAME NO.; RC211-GM200001 TO GM201250

FRONT SHOCK ABSORBER



F14MB1E09

Ref. No.	BLOCK NO	F-9	VF700C			AREA	FRAME SERIAL NUMBER		QTY	PART NUMBER	HONDA CODE
			1	8	9		FROM	TO			
4 = VF700C'84			1	1	1						
5 = VF700C'85			8	8	8						
6 = VF700C'86			4	5	6						
66 BOLT, SOCKET, 8X28			4	5	--			1	90152-MB1-700	1442268	
BOLT, SOCKET, 8X28			--	--	6	A		1	90152-MB1-700	1442268	
67 BOLT, SOCKET, 8X17			4	5	6	AC		1	96700-08028-10	2024321	
BOLT, SOCKET, 8X17			4	5	6			4	90153-MB0-000	1251123	
68 GASKET, FR. FORK DRAIN VALVE			4	5	6			2	90543-273-000	0052209	
69 WASHER, SPECIAL, 8MM			4	5	6			2	90544-283-000	0259457	
70 SEAL, DUST			4	--	--			2	91254-KAZ-003	4085528	
DUST SEAL, FR. FORK			4	--	--			2	91254-461-003	0911552	
DUST SEAL, FR. FORK			4	--	--			2	91254-461-004	1020700	
DUST SEAL			--	5	6			2	91254-463-003	0886234	
71 O-RING, 15.8X2.4 (SHOWA)			--	5	6			1	91304-MJ0-003	1762210	
72 O-RING D, 13.8X2.4 (SHOWA)			4	--	--			1	91305-MC7-003	1213222	
O-RING D, 13.8X2.4 (SHOWA)			4	--	--			1	91308-MC7-003	1251552	
O-RING, 13.8X2.4 (NOK)			4	--	--			1	91311-PH7-003	2373504	
73 O-RING E, 33.5X2			4	--	--			1	91306-MC7-003	1213230	

Ref. No.	BLOCK NO	F-9	VF700C			AREA	FRAME SERIAL NUMBER		QTY	PART NUMBER	HONDA CODE
			1	8	9		FROM	TO			
4 = VF700C'84			1	1	1						
5 = VF700C'85			8	8	8						
6 = VF700C'86			4	5	6						
74 O-RING			--	5	6			1	91308-MJ0-003	1762228	
75 O-RING, 6.8X1.9			4	--	--			1	91306-PJ4-000	2373447	
O-RING B, 6.8X1.9			4	--	--			1	91310-MC7-003	1218569	
76 O-RING			--	5	6			1	91310-MJ0-003	1745439	
77 O-RING, 29X2.4			4	--	--			2	91356-371-000	0471300	
O-RING, 31.2X2.4			--	5	6			2	91356-MK3-003	2023968	
78 O-RING, 49.4X3.1			4	--	--			1	91399-MB0-003	1260900	
79 CAP, SOCKET BOLT, 8MM			4	5	6			4	91455-MB0-010	2332187	
80 BOLT, HEX., 6X8			4	5	6			2	92000-06008-0A	0724377	
BOLT, HEX., 6X8			4	5	6			2	92101-06008-0A	2504868	
81 SCREW, PAN, 5X10			4	5	6			1	93500-05010-0A	0156976	
SCREW, PAN, 5X10			4	5	6			1	93500-05010-1A	0814343	
SCREW, 5X10			4	5	6			1	93510-05010-0A	0173583	
82 BALL, STEEL, #5 (5/32)			4	5	6			1	96211-05000	0058917	
83 BOLT, SOCKET, 6X16			--	5	--	A		4	96600-06016-00	2154698	
			--	5	--	AC	FM106944	4	96600-06016-00	2154698	
			--	--	6		FM101319	4	96600-06016-00	2154698	
			--	--	6			4	96600-06016-00	2154698	
BOLT, SOCKET, 6X16			--	5	--	A	FM106944	4	96700-06016-00	2016491	
			--	5	--	AC	FM101319	4	96700-06016-00	2016491	
			--	--	6			4	96700-06016-00	2016491	
BOLT, SOCKET, 6X16			--	5	--	A	FM106944	4	96700-06016-17	1974765	
			--	5	--	AC	FM101319	4	96700-06016-17	1974765	
			--	--	6			4	96700-06016-17	1974765	
BOLT, SOCKET, 6X18			--	5	--	A	FM106945	4	96700-06018-17	2154714	
			--	5	--	AC	FM101320	4	96700-06018-17	2154714	

CONTENTS

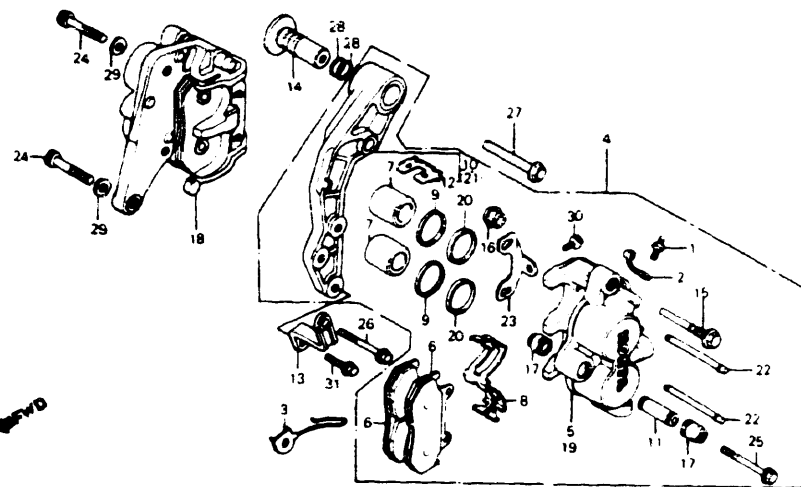
TITLE	PAGE	GRID
AIR CLEANER 84	132	H10
AIR CLEANER 85-86	136	H12
BATTERY	130	H9
BATTERY 84	127	H7
BRAKE CALIPER FR 84	94	G3
BRAKE CALIPER FR 85-86	96	G4
BRAKE MASTER FR	76	F6
BRAKE PANEL FR	102	G7
BRAKE PEDAL	144	I4
CABLES	73	F4
CANISTER 84-85	182	J11
CANISTER 86	184	J12
CLUTCH MASTER CYLINDER	78	F7
CYLINDER	76	F6
FENDER FR	86	F11
FENDER FR 84	155	I9
FENDER FR 85-86	157	I10
FINAL DRIVEN GEAR	106	G9
FOOTPEGS	146	I5
FRAME	176	J8
FUEL PUMP	130	H9
FUEL PUMP 84	127	H7
FUEL TANK 84	111	G11
FUEL TANK 85-86	114	H1
GEARSHIFT PEDAL	144	I4
HANDLEBAR	80	F8
HEADLIGHT	66	F1
HORN	84	F10
IGNITION COIL	168	J4
INSTRUMENTS 84	68	F2
INSTRUMENTS 85-86	70	F3
MAIN STAND	148	I6
MUFFLER 84	139	I1
MUFFLER 85-86	142	I3
RADIATOR 84	170	J5
RADIATOR 85-86	173	J6
RECTIFIER 84	121	H4
SEAT 84	117	H2
SEAT 85-86	119	H3
SHOCK ABSORBER FR	87	F11
SHOCK ABSORBER RR	153	I8
SIDE COVER 84	121	H4
SIDE COVER 85-86	124	H6
SIDE STAND	148	I6
SPARK UNIT 84	155	I9
STEERING STEM	84	F10
SWINGARM	150	I7
SWITCHES	73	F4
TAILLIGHT 84	164	J2
TAILLIGHT 85-86	166	J3
TOOLS	180	J10
TOP BRIDGE	80	F8
TURN SIGNAL	160	I12
WHEEL FR 84	98	G5
WHEEL FR 85-86	100	G6
WHEEL RR	104	G8
WIRE HARNESS	168	J4

VF700C'84 ENGINE NO.; RC21E-2000021 TO 2016382
 VF700C'84 FRAME NO.; RC210-EM000002 TO EM014552
 VF700C'84 ENGINE NO.; RC21E-2000019 TO 2016862
 VF700C'84 FRAME NO.; RC211-EM000003 TO EM002300

VF700C'85 ENGINE NO.; RC21E-2100016 TO 2110238
 VF700C'85 FRAME NO.; RC210-FM100006 TO FM108900
 VF700C'85 ENGINE NO.; RC21E-2100022 TO 2108674
 VF700C'85 FRAME NO.; RC211-FM100007 TO FM101325

VF700C'86 ENGINE NO.; RC21E-2200005 TO 2209873
 VF700C'86 FRAME NO.; RC210-GM200003 TO GM208928
 VF700C'86 ENGINE NO.; RC21E-2200011 TO 2210193
 VF700C'86 FRAME NO.; RC211-GM200001 TO GM201250

FRONT BRAKE CALIPER - 84



F14MB1E10

Ref No	BLOCK NO DESCRIPTION	VF700C			AREA CODE	FRAME SERIAL NUMBER FROM TO	QTY REQ	PART NUMBER	HONDA CODE
		1	1	1					
		9	8	8					
		4	5	6					
1	SCREW, BLEEDER	4	---	---			2	43352-568-003	0505735
2	CAP, BLEEDER SCREW	4	---	---			2	43353-461-771	0954230
3	CLAMP, SPEEDOMETER CABLE	4	---	---			1	44832-MB1-000	1248129
4	CALIPER ASSY., L. FR. (NISSHIN ASK)	4	---	---			1	45100-MB1-701	1723485
	CALIPER ASSY., L. FR. (NISSHIN TT)	4	---	---			1	45100-MB1-702	1723493
5	CALIPER COMP., L.	4	---	---			1	45101-MA3-006	1011915
6	PAD COMP., FR. (ASK) (SEE KIT P/N--END OF BLOCK)	4	---	---			4	45105-MB1-701	1458926
	PAD COMP., FR. (TT) (SEE KIT P/N--END OF BLOCK)	4	---	---			4	45105-MB1-702	1458934
	PAD COMP., FR. (ASK) (SEE KIT P/N--END OF BLOCK)	4	---	---			4	45105-MJ1-672	1734797
	PAD COMP., FR. (ASK) (SEE KIT P/N--END OF BLOCK)	4	---	---			4	45105-MJ1-673	2781037
7	PISTON	4	---	---			4	45107-MA3-006	1011949
8	SPRING, PAD	4	---	---			2	45108-MA3-006	1011956

Ref No	BLOCK NO DESCRIPTION	VF700C			AREA CODE	FRAME SERIAL NUMBER FROM TO	QTY REQ	PART NUMBER	HONDA CODE
		1	1	1					
		9	8	8					
		4	5	6					
9	DUST SEAL	4	---	---			4	45109-166-006	1011964
10	BRACKET COMP., L. FR.	4	---	---			1	45110-ME1-671	1211754
11	SLEEVE	4	---	---			2	45111-MA3-006	1011980
12	RETAINER, BRACKET	4	---	---			2	45112-445-631	1095496
13	BRIDGE, CALIPER BRACKET	4	---	---			1	45113-ME1-670	1211762
14	SLEEVE, FR. CALIPER BRACKET	4	---	---			1	45114-MB7-610	1211770
15	BOLT, PIN	4	---	---			2	45131-MA3-006	1012004
16	BOOT (B)	4	---	---			2	45133-MA3-006	1012012
17	BOOT, PIN	4	---	---			4	45133-166-016	1012020
18	CALIPER ASSY., R. FR. (NISSHIN ASK)	4	---	---			1	45200-MB1-701	1723501
	CALIPER ASSY., R. FR. (NISSHIN TT)	4	---	---			1	45200-MB1-702	1723519
19	CALIPER COMP., R.	4	---	---			1	45201-MA3-006	1020494
20	SEAL, PISTON	4	---	---			4	45209-166-006	1012038
21	BRACKET, R. FR.	4	---	---			1	45210-MA5-006	1085943
22	PIN, HANGER RETAINER GROOVE, 4.0MM DIA.	4	---	---			4	45215-MA3-006	1012046
23	PLATE	4	---	---			2	45217-MA3-006	1012053
24	BOLT, SOCKET, 10X40	4	---	---			2	90164-460-840	1113257
25	BOLT, FLANGE, 8X49	4	---	---			2	90180-MA3-006	1053107
26	BOLT, FLANGE, 8X55	4	---	---			1	90180-MA3-660	1213107
27	BOLT, FLANGE, 10X50	4	---	---			1	90185-MC7-013	1260785
28	O-RING, 16.8X1.9	4	---	---			2	91302-MC7-611	1218544
29	WASHER, PLAIN, 10MM	4	---	---			2	94102-10000	0172551
30	BOLT, FLANGE, 6X10	4	---	---			2	95700-06010-07	0663930
	BOLT, FLANGE, 6X10	4	---	---			2	95701-06010-07	2374734
31	BOLT, FLANGE, 8X20	4	---	---			1	95700-08020-07	1213339
	BOLT, FLANGE, 8X20	4	---	---			1	95701-08020-07	2759363
NI	NI BRAKE PAD KIT	4	---	---			1	451A0-MJ1-670	3529146

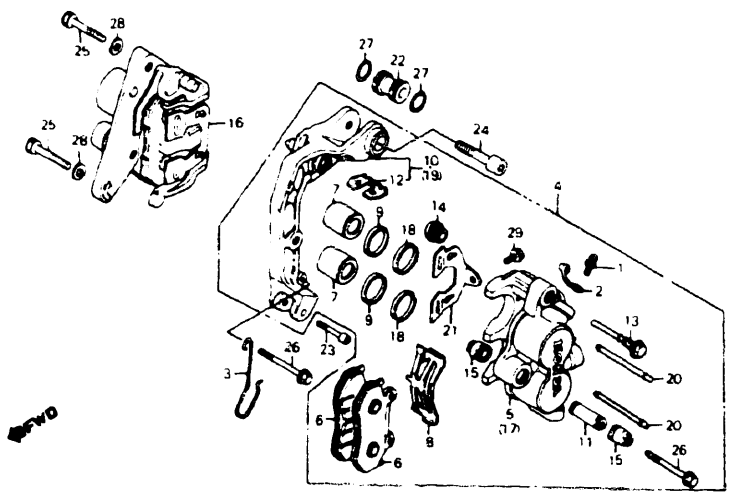
CONTENTS		
TITLE	PAGE	GRID
AIR CLEANER 84	132	H10
AIR CLEANER 85-86	136	H12
BATTERY	130	H9
BATTERY 84	127	H7
BRAKE CALIPER FR 84	94	G3
BRAKE CALIPER FR 85-86	96	G4
BRAKE MASTER FR	76	F6
BRAKE PANEL FR	102	G7
BRAKE PEDAL	144	I4
CABLES	73	F4
CANISTER 84-85	182	J11
CANISTER 86	184	J12
CLUTCH MASTER CYLINDER	78	F7
CYLINDER	76	F6
FENDER FR	86	F11
FENDER RR 84	159	I9
FENDER RR 85-86	157	I10
FINAL DRIVEN GEAR	106	G9
FOOTPEGS	146	I5
FRAME	176	J8
FUEL PUMP	130	H9
FUEL PUMP 84	127	H7
FUEL TANK 84	114	G11
FUEL TANK 85-86	114	H1
GEARSHIFT PEDAL	144	I4
HANDLEBAR	80	F8
HEADLIGHT	66	F1
HORN	84	F10
IGNITION COIL	168	J4
INSTRUMENTS 84	68	F2
INSTRUMENTS 85-86	70	F3
MAIN STAND	148	I6
MUFFLER 84	139	I1
MUFFLER 85-86	142	I3
RADIATOR 84	170	J5
RADIATOR 85-86	173	J6
RECTIFIER 84	121	H4
SEAT 84	117	H2
SEAT 85-86	119	H3
SHOCK ABSORBER FR	87	F11
SHOCK ABSORBER RR	153	I8
SIDE COVER 84	121	H4
SIDE COVER 85-86	124	H6
SIDE STAND	148	I6
SPARK UNIT 84	155	I9
STEERING STEM	84	F10
SWINGARM	150	I7
SWITCHES	73	F4
TAILLIGHT 84	164	J2
TAILLIGHT 85-86	166	J3
TOOLS	180	J10
TOP BRIDGE	80	F8
TURN SIGNAL	160	I12
WHEEL FR 84	98	G5
WHEEL FR 85-86	100	G6
WHEEL RR	104	G8
WIRE HARNESS	168	J4

VF700C'84 ENGINE NO.; RC21E-2000021 TO 2016382
 VF700C'84 FRAME NO.; RC210-EM000002 TO EM014552
 VF700C'84 ENGINE NO.; RC21E-2000019 TO 2016862
 VF700C'84 FRAME NO.; RC211-EM000003 TO EM002300

VF700C'85 ENGINE NO.; RC21E-2100016 TO 2110238
 VF700C'85 FRAME NO.; RC210-FM100006 TO FM108900
 VF700C'85 ENGINE NO.; RC21E-2100022 TO 2106674
 VF700C'85 FRAME NO.; RC211-FM100007 TO FM101325

VF700C'86 ENGINE NO.; RC21E-2200005 TO 2209873
 VF700C'86 FRAME NO.; RC210-GM200003 TO GM208928
 VF700C'86 ENGINE NO.; RC21E-2200011 TO 2210193
 VF700C'86 FRAME NO.; RC211-GM200001 TO GM201250

FRONT BRAKE CALIPER - 85-86



F14MB1E1001

Ref No	BLOCK NO	F-10-1	VF700C			QTY	PART NUMBER	HONDA CODE
			1	8	9			
4	VF700C B4		1	1	1			
5	VF700C B5		8	8	8			
6	VF700C B6		4	5	6			
Ref No	DESCRIPTION		FRAME SERIAL NUMBER			REQ		
			FROM	TO				
1	SCREW, BLEEDER	-- 5 6			2	43352-568-003	0505735	
2	CAP, BLEEDER SCREW	-- 5 6			2	43353-461-771	0954230	
3	CLAMP, SPEEDOMETER CABLE	-- 5 6			1	44832-ME2-000	1272426	
4	CALIPER ASSY., L. FR.	-- 5 6			1	45100-MK3-007	2021202	
	CALIPER ASSY., L. FR.	-- 5 6			1	45100-MK3-008	2021210	
5	CALIPER COMP., L.	-- 5 6			1	45101-MA3-006	1011915	
6	PAD COMP., FR. (ASK) (SEE KIT P/N--END OF BLOCK)	-- 5 6			4	45105-MB1-701	1458926	
	PAD COMP., FR. (TT) (SEE KIT P/N--END OF BLOCK)	-- 5 6			4	45105-MB1-702	1458934	
	PAD COMP., FR. (ASK) (SEE KIT P/N--END OF BLOCK)	-- 5 6			4	45105-MJ1-672	1734797	
	PAD COMP., FR. (ASK) (SEE KIT P/N--END OF BLOCK)	-- 5 6			4	45105-MJ1-673	2781037	
7	PISTON	-- 5 6			4	45107-MA3-006	1011949	
8	SPRING, PAD	-- 5 6			2	45108-MA3-006	1011956	
9	DUST SEAL	-- 5 6			4	45109-166-006	1011964	

Ref No	BLOCK NO	F-10-1	VF700C			QTY	PART NUMBER	HONDA CODE
			1	8	9			
4	VF700C B4		1	1	1			
5	VF700C B5		8	8	8			
6	VF700C B6		4	5	6			
Ref No	DESCRIPTION		FRAME SERIAL NUMBER			REQ		
			FROM	TO				
10	BRACKET COMP., L. FR.	-- 5 6			1	45110-MB3-006	1743525	
11	SLEEVE	-- 5 6			2	45111-MA3-006	1011980	
12	RETAINER, BRACKET	-- 5 6			2	45112-445-631	1095496	
13	BOLT, PIN	-- 5 6			2	45131-MA3-006	1012004	
14	BOOT (B)	-- 5 6			2	45133-MA3-006	1012012	
15	BOOT, PIN	-- 5 6			4	45133-166-016	1012020	
16	CALIPER ASSY., R. FR.	-- 5 6			1	45200-MK3-007	2021285	
	CALIPER ASSY., R. FR.	-- 5 6			1	45200-MK3-008	2021293	
17	CALIPER COMP., R.	-- 5 6			1	45201-MA3-006	1020494	
18	SEAL, PISTON	-- 5 6			4	45209-166-006	1012038	
19	BRACKET COMP., R. FR.	-- 5 6			1	45210-MB4-006	1387968	
20	PIN, HANGER RETAINER GROOVE, 4.0MM DIA.	-- 5 6			4	45215-MA3-006	1012046	
21	PLATE	-- 5 6			2	45217-MJ0-006	1743590	
22	SLEEVE, FR. CALIPER BRACKET	-- 5 6			1	51536-MB2-000	1432277	
23	BOLT, SOCKET, 6X25	-- 5 6			1	90105-MJ1-000	1692128	
24	BOLT, SOCKET, 10X40	-- 5 6			1	90131-MB2-000	1431238	
	BOLT, FLANGE, 10X40	-- 5 6			2	90164-MF5-750	2045904	
	BOLT, FLANGE, 10X40	-- 6 AC			2	90164-MF5-750	2045904	
26	BOLT, FLANGE, 8X49	-- 5 6			3	90180-MA3-006	1053107	
27	O-RING, 16.8X1.9	-- 5 6			2	91302-MC7-611	1218544	
28	WASHER, PLAIN, 10MM	-- 5 6			2	94102-10000	0172551	
29	BOLT, FLANGE, 6X10	-- 5 6			2	95700-06010-07	0663930	
	BOLT, FLANGE, 6X10	-- 5 6			2	95701-06010-07	2374734	
NI	BRAKE PAD KIT	-- 5 6			1	451A0-MJ1-670	3529146	

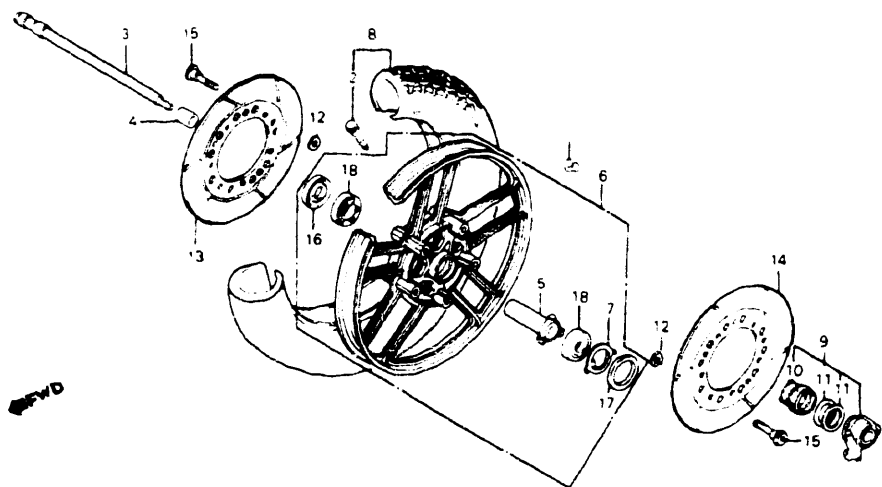
CONTENTS		
TITLE	PAGE	GRID
AIR CLEANER 84	132	H10
AIR CLEANER 85-86	136	H12
BATTERY	130	H9
BATTERY 84	127	H7
BRAKE CALIPER FR 84	94	G3
BRAKE CALIPER FR 85-86	96	G4
BRAKE MASTER FR	76	F6
BRAKE PANEL RR	102	G7
BRAKE PEDAL	144	I4
CABLES	73	F4
CANISTER 84-85	182	J11
CANISTER 86	184	J12
CLUTCH MASTER CYLINDER	78	F7
CYLINDER	76	F6
FENDER FR	86	F11
FENDER RR 84	155	I9
FENDER RR 85-86	157	I10
FINAL DRIVEN GEAR	106	G9
FOOTPEGS	146	I5
FRAME	176	J8
FUEL PUMP	130	H9
FUEL PUMP 84	127	H7
FUEL TANK 84	111	G11
FUEL TANK 85-86	114	H1
GEARSHIFT PEDAL	144	I4
HANDLEBAR	80	F8
HEADLIGHT	66	F1
HORN	84	F10
IGNITION COIL	168	J4
INSTRUMENTS 84	68	F2
INSTRUMENTS 85-86	70	F3
MAIN STAND	148	I6
MUFFLER 84	139	I1
MUFFLER 85-86	142	I3
RADIATOR 84	170	J5
RADIATOR 85-86	173	J6
RECTIFIER 84	121	H4
SEAT 84	117	H2
SEAT 85-86	119	H3
SHOCK ABSORBER FR	87	F11
SHOCK ABSORBER RR	153	I8
SIDE COVER 84	121	H4
SIDE COVER 85-86	124	H6
SIDE STAND	148	I6
SPARK UNIT 84	155	I9
STEERING STEM	84	F10
SWINGARM	150	I7
SWITCHES	73	F4
TAILLIGHT 84	164	J2
TAILLIGHT 85-86	166	J3
TOOLS	180	J10
TOP BRIDGE	80	F8
TURN SIGNAL	160	I12
WHEEL FR 84	98	G5
WHEEL FR 85-86	100	G6
WHEEL RR	104	G8
WIRE HARNESS	168	J4

VF700C'84 ENGINE NO.; RC21E-2000021 TO 2016382
 VF700C'84 FRAME NO.; RC210-EM000002 TO EM014552
 VF700C'84 ENGINE NO.; RC21E-2000019 TO 2016862
 VF700C'84 FRAME NO.; RC211-EM000003 TO EM002300

VF700C'85 ENGINE NO.; RC21E-2100016 TO 2110238
 VF700C'85 FRAME NO.; RC210-FM100006 TO FM108900
 VF700C'85 ENGINE NO.; RC21E-2100022 TO 2108674
 VF700C'85 FRAME NO.; RC211-FM100007 TO FM101325

VF700C'86 ENGINE NO.; RC21E-2200005 TO 2209873
 VF700C'86 FRAME NO.; RC210-GM200003 TO GM208928
 VF700C'86 ENGINE NO.; RC21E-2200011 TO 2210193
 VF700C'86 FRAME NO.; RC211-GM200001 TO GM201250

FRONT WHEEL - 84



F14MB1E11

Ref. No	BLOCK NO	F-11	VF700C			AREA CODE	FRAME SERIAL NUMBER		QTY REQ	PART NUMBER	HONDA CODE
			1	9	8		4	5			
4	VF700C 84		1	9	8						
5	VF700C 85		1	9	8						
6	VF700C 86		1	9	8						
1	WEIGHT, BALANCE (10G)	4	---	---	---				AR	42704-MB0-000	1272319
	WEIGHT, BALANCE (20G)	4	---	---	---				AR	42705-MB0-000	1247881
	WEIGHT, BALANCE (30G)	4	---	---	---				AR	42706-MB0-000	1247899
2	VALVE, RIM (BRIDGESTONE)	4	---	---	---				1	42753-425-003	1032465
	VALVE, RIM	4	---	---	---				1	42753-425-004	1041128
3	AXLE, FR. WHEEL	4	---	---	---				1	44301-461-770	0946335
4	COLLAR, FR. WHEEL SIDE	4	---	---	---				1	44311-461-770	0946343
5	COLLAR COMP., FR. AXLE DISTANCE	4	---	---	---				1	44620-MB0-000	1248020
6	WHEEL COMP., FR.	4	---	---	---				1	44650-MB4-771	1811447
7	RETAINER, GEAR BOX	4	---	---	---				1	44680-410-000	0482968
8	TIRE ASSY., FR. (BS) (110/90-18 61H)	4	---	---	---				1	44710-MB1-671	1248061
	TIRE ASSY., FR. (110/90-18 61H DUNLOP)	4	---	---	---				1	44710-MB1-672	1248079
	TIRE ASSY., FR. (110/90-18 61H DUNLOP)	4	---	---	---				1	44710-MB4-672	1390822

Ref. No	BLOCK NO	F-11	VF700C			AREA CODE	FRAME SERIAL NUMBER		QTY REQ	PART NUMBER	HONDA CODE
			1	9	8 <th>4</th> <th>5</th> <th>6</th> <th>FROM</th> <th>TO</th>		4	5			
4	VF700C 84		1	9	8						
5	VF700C 85		1	9	8						
6	VF700C 86		1	9	8						
8	TIRE ASSY., FR. (HAM) (M110/90-18 DUNLOP)	4	---	---	---				1	44710-MG1-673	1288976
	TIRE ASSY., FR. (110/90-18 61H DUNLOP)	4	---	---	---				1	44710-MG8-673	2014090
9	BOX ASSY., SPEEDOMETER GEAR	4	---	---	---				1	44800-MB0-013	2450765
10	GEAR, SPEEDOMETER	4	---	---	---				1	44806-MB0-003	1248095
11	WASHER, SPEEDOMETER GEAR	4	---	---	---				2	44809-402-000	0433896
12	SHIM, DAMPING	4	---	---	---				10	45128-ME2-003	1390830
13	DISK, R. FR. BRAKE	4	---	---	---				1	45251-MB1-700	1291749
14	DISK, L. FR. BRAKE	4	---	---	---				1	45351-MB1-700	1291756
15	BOLT, FR. DISK, 8X59	4	---	---	---				10	90105-ME2-000	1390848
	BOLT, FR. DISK, 8X57	4	---	---	---				10	90106-MF2-010	2015888
16	SEAL, DUST, 22X42X7	4	---	---	---				1	91252-MC7-003	1210913
17	DUST SEAL, 40X50X5	4	---	---	---				1	91258-410-003	0483800
	DUST SEAL, 40X50X5 (NOK)	4	---	---	---				1	91258-410-006	0912402
	DUST SEAL, 40X50X5 (ARAI)	4	---	---	---				1	91258-410-013	0670992
18	BEARING, RADIAL BALL, 6302JU	4	---	---	---				2	96150-63020-10	1213347

CONTENTS

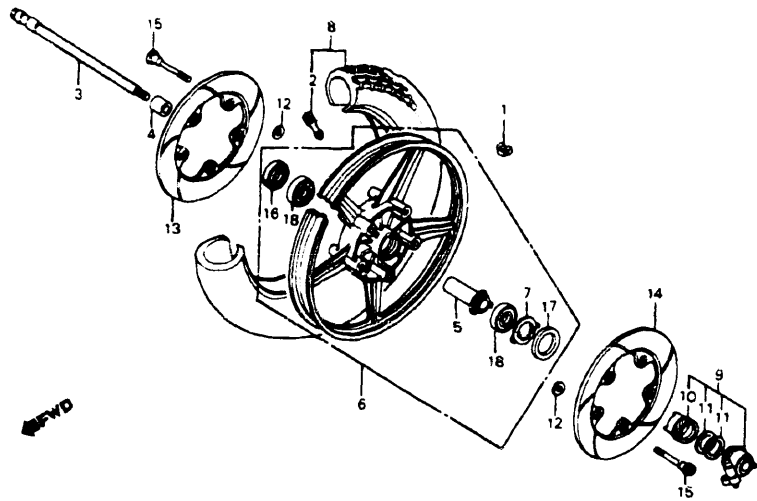
TITLE	PAGE	GRID
AIR CLEANER 84	132	H10
AIR CLEANER 85-86	136	H12
BATTERY	130	H9
BATTERY 84	127	H7
BRAKE CALIPER, FR. 84	94	G3
BRAKE CALIPER, FR. 85-86	96	G4
BRAKE MASTER FR	76	F6
BRAKE PANEL FR	102	G7
BRAKE PEDAL	144	I4
CABLES	73	F4
CANISTER 84-85	182	J11
CANISTER 86	184	J12
CLUTCH MASTER CYLINDER	78	F7
CYLINDER	76	F6
FENDER FR	86	F11
FENDER RR 84	155	I9
FENDER RR 85-86	157	I10
FINAL DRIVEN GEAR	106	G9
FOOTPEGS	146	I5
FRAME	176	J8
FUEL PUMP	130	H9
FUEL PUMP 84	127	H7
FUEL TANK 84	111	G11
FUEL TANK 85-86	114	H1
GEARSHIFT PEDAL	144	I4
HANDLEBAR	80	F8
HEADLIGHT	66	F1
HORN	84	F10
IGNITION COIL	168	J4
INSTRUMENTS 84	68	F2
INSTRUMENTS 85-86	70	F3
MAIN STAND	148	I6
MUFFLER 84	139	I1
MUFFLER 85-86	142	I3
RADIATOR 84	170	J5
RADIATOR 85-86	173	J6
RECTIFIER 84	121	H4
SEAT 84	117	H2
SEAT 85-86	119	H3
SHOCK ABSORBER, FR	87	F11
SHOCK ABSORBER, RR	153	I8
SIDE COVER 84	121	H4
SIDE COVER 85-86	124	H6
SIDE STAND	148	I6
SPARK UNIT 84	155	I9
STEERING STEM	84	F10
SWINGARM	150	I7
SWITCHES	73	F4
TAILLIGHT 84	164	J2
TAILLIGHT 85-86	166	J3
TOOLS	180	J10
TOP BRIDGE	80	F8
TURN SIGNAL	160	I12
WHEEL FR 84	98	G5
WHEEL FR 85-86	100	G6
WHEEL RR	104	G8
WIRE HARNESS	168	J4

VF700C'84 ENGINE NO.; RC21E-2000021 TO 2016382
 VF700C'84 FRAME NO.; RC210-EM000002 TO EM014552
 VF700C'84 ENGINE NO.; RC21E-2000019 TO 2016862
 VF700C'84 FRAME NO.; RC211-EM000003 TO EM002300

VF700C'85 ENGINE NO.; RC21E-2100016 TO 2110238
 VF700C'85 FRAME NO.; RC210-FM100006 TO FM108900
 VF700C'85 ENGINE NO.; RC21E-2100022 TO 2108674
 VF700C'85 FRAME NO.; RC211-FM100007 TO FM101325

VF700C'86 ENGINE NO.; RC21E-2200005 TO 2209873
 VF700C'86 FRAME NO.; RC210-GM200003 TO GM208928
 VF700C'86 ENGINE NO.; RC21E-2200011 TO 2210193
 VF700C'86 FRAME NO.; RC211-GM200001 TO GM201250

FRONT WHEEL - 85-86



F14MB1E1101

4 = VF700C 84
5 = VF700C 85
6 = VF700C 86

Ref. No.	BLOCK NO	F-11-1	VF700C			AREA CODE	FRAME SERIAL NUMBER		QTY REQ	PART NUMBER	HONDA CODE
			1	2	3		FROM	TO			
8	TIRE ASSY., FR. (110/90-18 61H DUNLOP)		1	1	1			1	44710-MB4-672	1390822	
	TIRE ASSY., FR. (HAM) (M110/90-18 DUNLOP)		1	1	1			1	44710-MG1-673	1288976	
	TIRE ASSY., FR. (110/90-18 61H DUNLOP)		1	1	1			1	44710-MG8-673	2014090	
9	BOX ASSY., SPEEDMETER GEAR		1	1	1			1	44800-MB0-013	2450765	
10	GEAR, SPEEDMETER		1	1	1			1	44806-MB0-003	1248095	
11	WASHER, SPEEDMETER GEAR		2	2	2			2	44809-402-000	0433896	
12	SHIM, DAMPING		10	10	10			10	45128-ME2-003	1390830	
13	DISK, R. FR. BRAKE		1	1	1			1	45251-MK3-000	2014173	
	DISK, R. FR. BRAKE		1	1	1			1	45251-MK3-010	2247963	
14	DISK, L. FR. BRAKE		1	1	1			1	45351-MK3-000	2014199	
	DISK, L. FR. BRAKE		1	1	1			1	45351-MK3-010	2247971	
15	BOLT, FR. DISK, 8X57		10	10	10			10	90106-MF2-010	2045888	
16	SEAL, DUST, 22X42X7		1	1	1			1	91252-MC7-003	1210913	
17	DUST SEAL, 40X50X5		1	1	1			1	91258-410-003	0483800	
	DUST SEAL, 40X50X5 (NOK)		1	1	1			1	91258-410-006	0912402	
	DUST SEAL, 40X50X5 (ARAI)		1	1	1			1	91258-410-013	0670992	
18	BEARING, RADIAL BALL, 6302UU		2	2	2			2	96150-63020-10	1213347	

CONTENTS

TITLE	PAGE	GRID
AIR CLEANER 84	132	H10
AIR CLEANER 85-86	136	H12
BATTERY	130	H9
BATTERY 84	127	H7
BRAKE CALIPER FR 84	94	G3
BRAKE CALIPER FR 85-86	96	G4
BRAKE MASTER FR	76	F6
BRAKE PANEL FR	102	G7
BRAKE PEDAL	144	I4
CABLES	73	F4
CANISTER 84-85	182	J11
CANISTER 86	184	J12
CLUTCH MASTER CYLINDER	78	F7
CYLINDER	76	F6
FENDER FR.	86	F11
FENDER RR 84	155	I9
FENDER RR 85-86	157	I10
FINAL DRIVEN GEAR	106	G9
FOOTPEGS	146	I5
FRAME	176	J8
FUEL PUMP	130	H9
FUEL PUMP 84	127	H7
FUEL TANK 84	111	G11
FUEL TANK 85-86	114	H1
GEARSHIFT PEDAL	144	I4
HANDLEBAR	80	F8
HEADLIGHT	66	F1
HORN	84	F10
IGNITION COIL	168	J4
INSTRUMENTS 84	68	F2
INSTRUMENTS 85-86	70	F3
MAIN STAND	148	I6
MUFFLER 84	139	I1
MUFFLER 85-86	142	I3
RADIATOR 84	170	J5
RADIATOR 85-86	173	J6
RECTIFIER 84	121	H4
SEAT 84	117	H2
SEAT 85-86	119	H3
SHOCK ABSORBER FR	87	F11
SHOCK ABSORBER RR	153	I8
SIDE COVER 84	121	H4
SIDE COVER 85-86	124	H6
SIDE STAND	148	I6
SPARK UNIT 84	155	I9
STEERING STEM	84	F10
SWINGARM	150	I7
SWITCHES	73	F4
TAILLIGHT 84	164	J2
TAILLIGHT 85-86	166	J3
TOOLS	180	J10
TOP BRIDGE	80	F8
TURN SIGNAL	160	I12
WHEEL FR 84	98	G5
WHEEL FR 85-86	100	G6
WHEEL RR	104	G8
WIRE HARNESS	168	J4

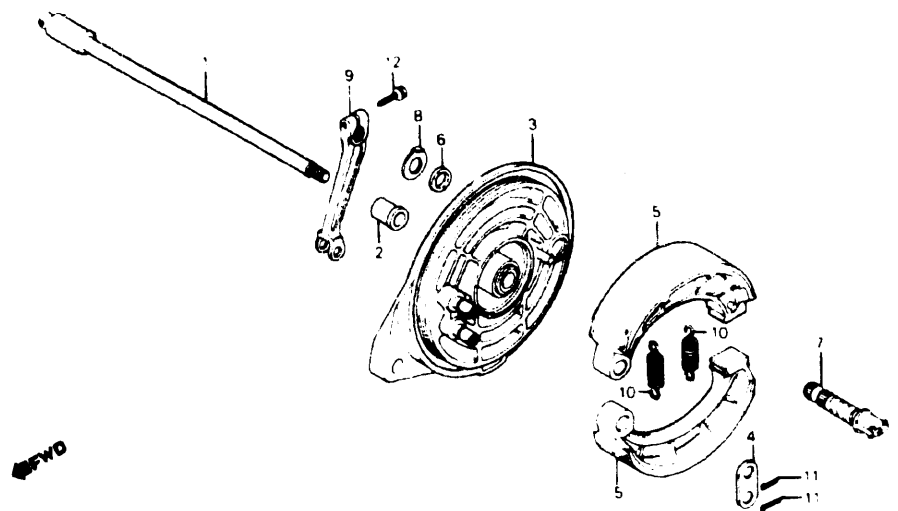
GRID **G6**

Ref. No.	BLOCK NO	F-11-1	VF700C			AREA CODE	FRAME SERIAL NUMBER		QTY REQ	PART NUMBER	HONDA CODE
			1	2	3		FROM	TO			
1	WEIGHT, BALANCE (10G)		1	1	1			AR	42704-MB0-000	1272319	
	WEIGHT, BALANCE (20G)		1	1	1			AR	42705-MB0-000	1247881	
	WEIGHT, BALANCE (30G)		1	1	1			AR	42706-MB0-000	1247899	
2	VALVE, RIM (BRIDGESTONE)		1	1	1			1	42753-GC7-821	1390798	
	VALVE, RIM (DUNLOP)		1	1	1			1	42753-GC7-822	1390806	
	VALVE, RIM (DUNLOP)		1	1	1			1	42753-GC7-823	2758241	
	VALVE, RIM		1	1	1			1	42753-VM0-003	1769470	
3	AXLE, FR. WHEEL		1	1	1			1	44301-461-770	0946335	
4	COLLAR, FR. WHEEL SIDE		1	1	1			1	44311-461-770	0946343	
5	COLLAR COMP., FR. AXLE DISTANCE ..		1	1	1			1	44620-MB0-000	1248020	
6	WHEEL COMP., FR.		1	1	1			1	44650-MK3-305	2021160	
7	RETAINER, GEAR BOX		1	1	1			1	44680-410-000	0482968	
8	TIRE ASSY., FR. (BS) (110/90-18 61H)		1	1	1			1	44710-MB1-671	1248061	
	TIRE ASSY., FR. (110/90-18 61H DUNLOP)		1	1	1			1	44710-MB1-672	1248079	

VF700C'84 ENGINE NO.; RC21E-2000021 TO 2016382
 VF700C'84 FRAME NO.; RC210-EM000002 TO EM014552
 VF700C'84 ENGINE NO.; RC21E-2000019 TO 2016862
 VF700C'84 FRAME NO.; RC211-EM000003 TO EM002300
 VF700C'85 ENGINE NO.; RC21E-2100016 TO 2110238
 VF700C'85 FRAME NO.; RC210-FM100006 TO FM108900
 VF700C'85 ENGINE NO.; RC21E-2100022 TO 2108674
 VF700C'85 FRAME NO.; RC211-FM100007 TO FM101325

VF700C'86 ENGINE NO.; RC21E-2200005 TO 2209873
 VF700C'86 FRAME NO.; RC210-GM200003 TO GM208928
 VF700C'86 ENGINE NO.; RC21E-2200011 TO 2210193
 VF700C'86 FRAME NO.; RC211-GM200001 TO GM201250

REAR BRAKE PANEL



Ref. No.	BLOCK NO	F-12	VF700C			AREA	FRAME SERIAL NUMBER	QTY	PART NUMBER	HONDA CODE
			4	5	6					
4 = VF700C'84 5 = VF700C'85 6 = VF700C'86			1 9 8 4	1 9 8 5	1 9 8 6					
1 AXLE, RR. WHEEL	4	--	--				1	42301-MB0-700	1291715	
AXLE, RR. WHEEL	--	5	6				1	42301-MK3-000	2013993	
2 COLLAR, RR. WHEEL SIDE	4	--	--				1	42313-MB0-700	1291723	
COLLAR, RR. WHEEL SIDE	--	5	6				1	42313-MK3-000	2014009	
3 PANEL COMP., RR.	4	--	--				1	43100-MB0-010	2053460	
PANEL COMP., RR.	--	5	6				1	43100-MJ1-831	2054161	
PANEL COMP., RR.	--	5	6				1	43100-MJ1-832	2773307	
4 WASHER, ANCHOR PIN	4	5	6				1	43102-319-000	0212092	
WASHER, RR. BRAKE ANCHOR PIN	4	5	6				1	43106-222-300	0033233	
5 SHOE COMP., RR. BRAKE (SEE KIT P/N--END OF BLOCK)	4	--	--				2	43120-415-000	0669408	
SHOE COMP., RR. BRAKE (SEE KIT P/N--END OF BLOCK)	--	5	6				2	43120-MJ1-006	1692276	
6 DUST SEAL, BRAKE CAM	4	5	6				1	43134-300-000	0191064	
7 CAM RR. BRAKE	4	5	6				1	43141-MB0-000	1247956	
8 INDICATOR, RR. BRAKE	4	--	--				1	43145-415-000	0669424	

Ref No	BLOCK NO	F-12	VF700C			AREA	FRAME SERIAL NUMBER	QTY	PART NUMBER	HONDA CODE
			4	5	6					
4 = VF700C'84 5 = VF700C'85 6 = VF700C'86			1 9 8 4	1 9 8 5	1 9 8 6					
8 INDICATOR, RR. BRAKE	--	5	6				1	43145-ME5-000	1365865	
9 ARM, RR. BRAKE	4	--	--				1	43410-MB1-000	1247972	
ARM, RR. BRAKE	--	5	6				1	43410-ME5-000	1328822	
10 SPRING, FR. BRAKE SHOE	4	--	--				2	45133-329-000	0293316	
SPRING, RR. BRAKE SHOE	--	5	6				2	43151-346-000	0328286	
11 PIN, SPLIT, 2.5MM	4	5	6				2	94201-25200	0058404	
PIN, COTTER, 2.5MM	4	5	6				2	94201-25250	0145581	
PIN, COTTER, 2.5MM	4	5	6				2	94201-25300	0156091	
12 BOLT, FLANGE, 8X25	4	5	6				1	95700-08025-00	0671214	
BOLT, FLANGE, 8X25	4	5	6				1	95701-08025-00	2545325	
NI BRAKE SHOE SET	4	--	--		A		1	06430-415-000	3906906	
BRAKE SHOE KIT	4	--	--		A		1	431A2-415-000	3211950	
SHOE SET, BRAKE	--	5	6				1	06430-MJ1-006	4007985	
BRAKE SHOE KIT	--	5	6				1	431A2-MJ1-006	3212024	

CONTENTS

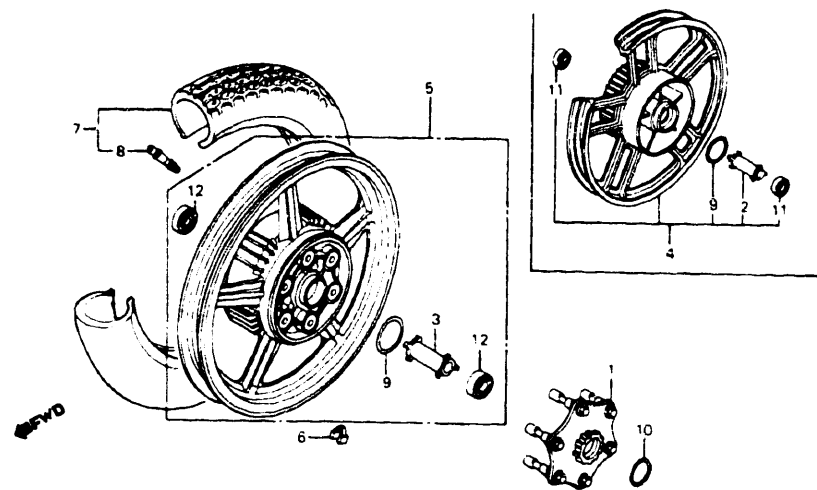
TITLE	PAGE	GRID
AIR CLEANER 84	132	H10
AIR CLEANER 85-86	136	H12
BATTERY	130	H9
BATTERY 84	127	H7
BRAKE CALIPER FR 84	94	G3
BRAKE CALIPER FR 85-86	96	G4
BRAKE MASTER FR	76	F6
BRAKE PANEL RR	102	G7
BRAKE PEDAL	144	I4
CABLES	73	F4
CANISTER 84-85	182	J11
CANISTER 86	184	J12
CLUTCH MASTER CYLINDER	78	F7
CYLINDER	76	F6
FENDER FR	86	F11
FENDER RR 84	155	I9
FENDER RR 85-86	157	I10
FINAL DRIVEN GEAR	106	G9
FOOTPEGS	146	I5
FRAME	76	J8
FUEL PUMP	130	H9
FUEL PUMP 84	127	H7
FUEL TANK 84	111	G11
FUEL TANK 85-86	114	H1
GEARSHIFT PEDAL	144	I4
HANDLEBAR	80	F8
HEADLIGHT	66	F1
HORN	84	F10
IGNITION COIL	168	J4
INSTRUMENTS 84	68	F2
INSTRUMENTS 85-86	70	F3
MAIN STAND	148	I6
MUFFLER 84	139	I1
MUFFLER 85-86	142	I3
RADIATOR 84	170	J5
RADIATOR 85-86	173	J6
RECTIFIER 84	121	H4
SEAT 84	117	H2
SEAT 85-86	119	H3
SHOCK ABSORBER FR	87	F11
SHOCK ABSORBER RR	153	I8
SIDE COVER 84	121	H4
SIDE COVER 85-86	124	H6
SIDE STAND	148	I6
SPARK UNIT 84	155	I9
STEERING STEM	84	F10
SWINGARM	150	I7
SWITCHES	73	F4
TAILLIGHT 84	164	J2
TAILLIGHT 85-86	166	J3
TOOLS	180	J10
TOP BRIDGE	80	F8
TURN SIGNAL	160	I12
WHEEL FR 84	98	G5
WHEEL FR 85-86	100	G6
WHEEL RR	104	G8
WIRE HARNESS	168	J4

VF700C'84 ENGINE NO.; RC21E-2000021 TO 2016382
 VF700C'84 FRAME NO.; RC210-EM000002 TO EM014552
 VF700C'84 ENGINE NO.; RC21E-2000019 TO 2016862
 VF700C'84 FRAME NO.; RC211-EM000003 TO EM002300

VF700C'85 ENGINE NO.; RC21E-2100016 TO 2110238
 VF700C'85 FRAME NO.; RC210-FM100006 TO FM108900
 VF700C'85 ENGINE NO.; RC21E-2100022 TO 2108674
 VF700C'85 FRAME NO.; RC211-FM100007 TO FM101325

VF700C'86 ENGINE NO.; RC21E-2200005 TO 2209873
 VF700C'86 FRAME NO.; RC210-GM200003 TO GM208928
 VF700C'86 ENGINE NO.; RC21E-2200011 TO 2210193
 VF700C'86 FRAME NO.; RC211-GM200001 TO GM201250

REAR WHEEL



F14MB1E13

Ref No	BLOCK NO	F-13	VF700C			A R E A C O D E	FRAME SERIAL NUMBER		QTY REQ	PART NUMBER	HONDA CODE
			1	1	1		FROM	TO			
	4 = VF700C'84		1	1	1						
	5 = VF700C'85		9	9	9						
	6 = VF700C'86		8	8	8						
			4	5	6						
1	FLANGE ASSY., FINAL DRIVEN		4	5	6			1	42610-MB0-020	1723535	
2	COLLAR, RR. AXLE DISTANCE		4					1	42620-MB0-000	1247840	
3	COLLAR, RR. AXLE DISTANCE			5	6			1	42620-MB4-000	1387679	
4	WHEEL COMP., RR.		4					1	42650-MB1-870	1723543	
5	WHEEL SET, RR.			5	6			1	42650-MK3-305	2020915	
6	WEIGHT, BALANCE (10G)		4	5	6			AR	42704-MB0-000	1272319	
	WEIGHT, BALANCE (20G)		4	5	6			AR	42705-MB0-000	1247881	
	WEIGHT, BALANCE (30G)		4	5	6			AR	42706-MB0-000	1247899	
7	TIRE ASSY., RR. (BS)		4					1	42710-MB1-671	1247923	
	TIRE ASSY., RR. (130/60-16 67H DUNLOP)		4					1	42710-MB1-700	1291731	
	TIRE ASSY., RR. (130/60-16 67H DUNLOP)		4					1	42710-MB1-772	1416312	
	TIRE ASSY., RR. (140/90-15 70H BS)			5	6			1	42710-ME9-671	1374172	
	TIRE ASSY., RR. (140/90-15 70H DUNLOP)			5	6			1	42710-ME9-672	1374180	

Ref No	BLOCK NO	F-13	VF700C			A R E A C O D E	FRAME SERIAL NUMBER		QTY REQ	PART NUMBER	HONDA CODE
			1	1	1		FROM	TO			
	4 = VF700C'84		1	1	1						
	5 = VF700C'85		9	9	9						
	6 = VF700C'86		8	8	8						
			4	5	6						
7	TIRE ASSY., RR. (140/90-15 70H U.S. DUNLOP)			5	6			1	42710-MG8-673	2014033	
8	VALVE, RIM (BRIDGESTONE)		4					1	42753-425-003	1032465	
	VALVE, RIM		4					1	42753-425-004	1041128	
	VALVE, RIM (BRIDGESTONE)			5	6			1	42753-GC7-821	1390798	
	VALVE, RIM (DUNLOP)			5	6			1	42753-GC7-822	1390806	
	VALVE, RIM (DUNLOP)			5	6			1	42753-GC7-823	2758241	
	VALVE, RIM			5	6			1	42753-VM0-003	1769470	
9	O-RING, 56.5X3.5		4	5	6			1	91357-MB0-000	1251602	
10	O-RING, 46X5X3.5		4	5	6			1	91358-MB0-000	1251610	
11	BEARING, RADIAL BALL, 6303U		4					2	96140-63030-10	0300616	
12	BEARING, RADIAL BALL, 6204UU			5	6			2	96150-62040-10	1050483	

CONTENTS

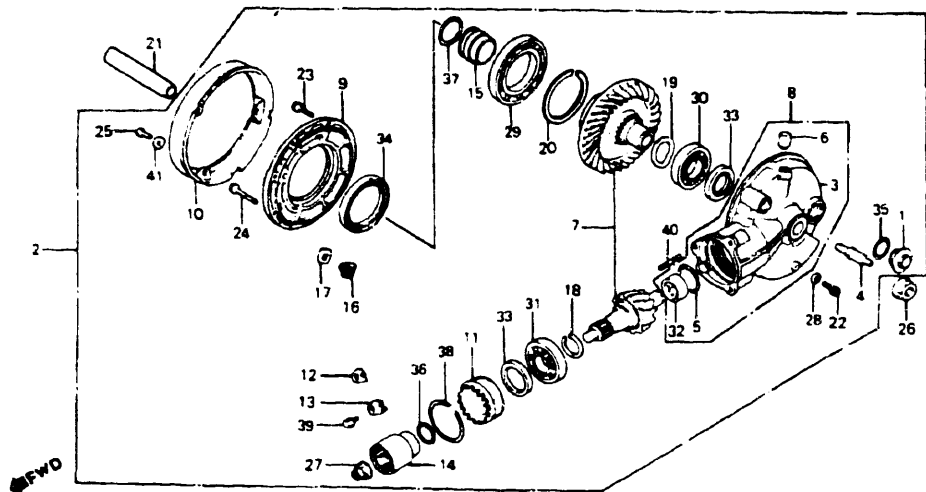
TITLE	PAGE	GRID
AIR CLEANER 84	132	H10
AIR CLEANER 85-86	136	H12
BATTERY	130	H9
BATTERY 84	127	H7
BRAKE CALIPER FR 84	94	G3
BRAKE CALIPER FR 85-86	96	G4
BRAKE MASTER FR	76	F6
BRAKE PANEL RR	102	G7
BRAKE PEDAL	144	I4
CABLES	73	F4
CANISTER 84-85	182	J11
CANISTER 86	184	J12
CLUTCH MASTER CYLINDER	78	F7
CYLINDER	76	F6
FENDER FR	86	F11
FENDER RR 84	155	I9
FENDER RR 85-86	157	I10
FINAL DRIVEN GEAR	106	G9
FOOTPEGS	146	I5
FRAME	176	J8
FUEL PUMP	130	H9
FUEL PUMP 84	127	H7
FUEL TANK 84	111	G11
FUEL TANK 85-86	114	H1
GEARSHIFT PEDAL	144	I4
HANDLEBAR	80	F8
HEADLIGHT	66	F1
HORN	84	F10
IGNITION COIL	168	J4
INSTRUMENTS 84	68	F2
INSTRUMENTS 85-86	70	F3
MAIN STAND	148	I6
MUFFLER 84	139	I1
MUFFLER 85-86	142	I3
RADIATOR 84	170	J5
RADIATOR 85-86	173	J6
RECTIFIER 84	121	H4
SEAT 84	117	H2
SEAT 85-86	119	H3
SHOCK ABSORBER FR	87	F11
SHOCK ABSORBER RR	153	I8
SIDE COVER 84	121	H4
SIDE COVER 85-86	124	H6
SIDE STAND	148	I6
SPARK UNIT 84	155	I9
STEERING STEM	84	F10
SWINGARM	150	I7
SWITCHES	73	F4
TAILLIGHT 84	164	J2
TAILLIGHT 85-86	166	J3
TOOLS	180	J10
TOP BRIDGE	80	F8
TURN SIGNAL	160	I12
WHEEL FR 84	98	G5
WHEEL FR 85-86	100	G6
WHEEL RR	104	G8
WIRE HARNESS	168	J4

VF700C'84 ENGINE NO.; RC21E-2000021 TO 2016382
 VF700C'84 FRAME NO.; RC210-EM000002 TO EM014552
 VF700C'84 ENGINE NO.; RC21E-2000019 TO 2016862
 VF700C'84 FRAME NO.; RC211-EM000003 TO EM002300

VF700C'85 ENGINE NO.; RC21E-2100016 TO 2110238
 VF700C'85 FRAME NO.; RC210-FM100006 TO FM108900
 VF700C'85 ENGINE NO.; RC21E-2100022 TO 2108674
 VF700C'85 FRAME NO.; RC211-FM100007 TO FM101325

VF700C'86 ENGINE NO.; RC21E-2200005 TO 2209873
 VF700C'86 FRAME NO.; RC210-GM200003 TO GM208928
 VF700C'86 ENGINE NO.; RC21E-2200011 TO 2210193
 VF700C'86 FRAME NO.; RC211-GM200001 TO GM201250

FINAL DRIVEN GEAR



F14MB1E14

4 = VF700C'84
5 = VF700C'85
6 = VF700C'86

Ref No	BLOCK NO. DESCRIPTION	VF700C			AREA CODE	FRAME SERIAL NUMBER		QTY REQ	PART NUMBER	HONDA CODE
		4	5	6		FROM	TO			
10	PLATE, DUST GUARD	4	5	6				1	41324-MB0-010	1316751
11	RETAINER, BEARING	4	5	6				1	41331-MB0-000	1247584
12	LOCK, BEARING ADJUSTING (A)	4	5	6				1	41332-415-000	0669176
13	LOCK, BEARING ADJUSTING (B)	4	5	6				1	41333-415-000	0669184
14	JOINT, PINION	4	5	6				1	41410-ME5-000	1378207
15	HOLDER, O-RING	4	5	6				1	41433-MB0-010	1316769
16	PIN, RING GEAR STOPPER	4	5	6				1	41436-MB0-310	1316777
17	SHIM A, STOPPER PIN (0.10)	4	5	6				1	41437-MB0-310	1316785
	SHIM B, STOPPER PIN (0.15)	4	5	6				1	41438-MB0-310	1316793
18	SHIM A, PINION GEAR (1.82)	4	5					1	41450-MB0-000	1247642
				6	A			1	GM206781	1247642
				6	AC			1	GM201432	1247642
	SHIM B, PINION GEAR (1.88)	4	5					1	41451-MB0-000	1247659
				6	A			1	GM206781	1247659
				6	AC			1	GM201432	1247659
	SHIM C, PINION GEAR (1.94)	4	5					1	41452-MB0-000	1247667
				6	A			1	GM206781	1247667
				6	AC			1	GM201432	1247667
	SHIM D, PINION GEAR (2.00)	4	5					1	41453-MB0-000	1247675
				6	A			1	GM206781	1247675
				6	AC			1	GM201432	1247675
	SHIM E, PINION GEAR (2.06)	4	5					1	41454-MB0-000	1247683
				6	A			1	GM206781	1247683
				6	AC			1	GM201432	1247683
	SHIM F, PINION GEAR (2.12)	4	5					1	41455-MB0-000	1247691
				6	A			1	GM206781	1247691
				6	AC			1	GM201432	1247691
	SHIM G, PINION GEAR (2.18)	4	5					1	41456-MB0-000	1247709
				6	A			1	GM206781	1247709
				6	AC			1	GM201432	1247709
	SHIM A, PINION GEAR (1.82)			6	A	GM206782		1	41450-MG8-000	2026706
				6	AC	GM201433		1	41450-MG8-000	2026706
	SHIM B, PINION GEAR (1.88)			6	A	GM206782		1	41451-MG8-000	2026714
				6	AC	GM201433		1	41451-MG8-000	2026714
	SHIM C, PINION GEAR (1.94)			6	A	GM206782		1	41452-MG8-000	2026722
				6	AC	GM201433		1	41452-MG8-000	2026722
	SHIM D, PINION GEAR (2.00)			6	A	GM206782		1	41453-MG8-000	2026730
				6	AC	GM201433		1	41453-MG8-000	2026730

CONTENTS

TITLE	PAGE	GRID
AIR CLEANER 84	132	H10
AIR CLEANER 85-86	136	H12
BATTERY	130	H9
BATTERY 84	127	H7
BRAKE CALIPER FR 84	94	G3
BRAKE CALIPER FR 85-86	96	G4
BRAKE MASTER FR	76	F6
BRAKE PANEL RR	102	C7
BRAKE PEDAL	144	I4
CABLES	73	F4
CANISTER 84-85	182	J11
CANISTER 86	184	J12
CLUTCH MASTER CYLINDER	78	F7
CYLINDER	76	F6
FENDER FR	86	F11
FENDER RR 84	155	I9
FENDER RR 85-86	157	I10
FINAL DRIVEN GEAR	106	G9
FOOTPEGS	146	I5
FRAME	176	J8
FUEL PUMP	130	H9
FUEL PUMP 84	127	H7
FUEL TANK 84	111	G11
FUEL TANK 85-86	114	H1
GEARSHIFT PEDAL	144	I4
HANDLEBAR	80	F8
HEADLIGHT	66	F1
HORN	84	F10
IGNITION COIL	168	J4
INSTRUMENTS 84	68	F2
INSTRUMENTS 85-86	70	F3
MAIN STAND	148	I6
MUFFLER 84	139	I1
MUFFLER 85-86	142	I3
RADIATOR 84	170	J5
RADIATOR 85-86	173	J6
RECTIFIER 84	121	H4
SEAT 84	117	H2
SEAT 85-86	119	H3
SHOCK ABSORBER FR	87	F11
SHOCK ABSORBER RR	153	I8
SIDE COVER 84	121	H4
SIDE COVER 85-86	124	H6
SIDE STAND	148	I6
SPARK UNIT 84	155	I9
STEERING STEM	84	F10
SWINGARM	150	I7
SWITCHES	73	F4
TAILLIGHT 84	164	J2
TAILLIGHT 85-86	166	J3
TOOLS	180	J10
TOP BRIDGE	80	F8
TURN SIGNAL	160	I12
WHEEL FR 84	98	G5
WHEEL FR 85-86	100	G6
WHEEL RR	104	G8
WIRE HARNESS	168	J4

Ref No	BLOCK NO. DESCRIPTION	VF700C			AREA CODE	FRAME SERIAL NUMBER		QTY REQ	PART NUMBER	HONDA CODE
		4	5	6		FROM	TO			
1	CAP, TAPPET ADJUSTING HOLE	4						1	12361-035-000	0069625
	CAP, TAPPET ADJUSTING HOLE	4						1	12361-300-000	0188870
	CAP, TAPPET ADJUSTING HOLE	4						1	12361-371-980	0454934
	CAP, GEAR CASE OIL		5	6				1	41511-ME5-000	1328681
2	GEAR ASSY., FINAL DRIVEN	4						1	41300-MB1-870	1723550
	GEAR ASSY., FINAL		5	6				1	41300-MK3-670	2020816
3	CASE, FINAL GEAR	4						1	41301-MB1-870	1723568
	CASE, FINAL GEAR		5	6				1	41301-MK3-000	2020832
4	STAY, RUBBER LOWER	4	5	6				1	41303-463-300	0883116
5	RING, STOPPER		5	6				1	41305-MB4-770	2013969
6	CAP, BREATHER	4	5	6				1	41306-MB0-010	1316736
	BREATHER ASSY.	4	5	6				1	41306-ME5-305	1534924
7	GEAR SET, FINAL	4						1	41310-MB0-305	1247543
	GEAR SET, FINAL		5	6				1	41310-MK3-670	2061802
8	CASE SET, FINAL		5	6				1	41311-MK3-305	2020840
9	COVER, GEAR CASE	4	5	6				1	41321-ME5-770	1536226

106 AMERICAN HONDA MOTOR CO. LTD 1993

G9

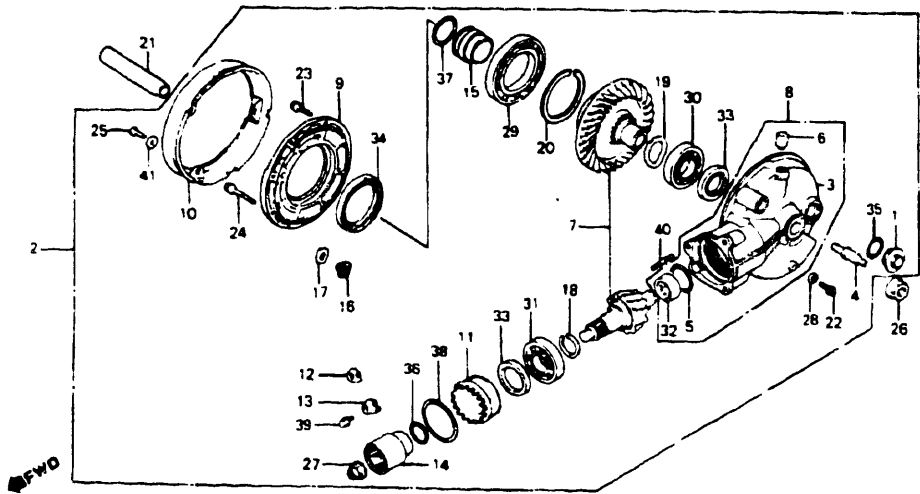
VF700C'84 ENGINE NO.; RC21E-2000021 TO 2016382
VF700C'84 FRAME NO.; RC210-EM000002 TO EM014552
VF700C'84 ENGINE NO.; RC21E-2000019 TO 2016862
VF700C'84 FRAME NO.; RC211-EM000003 TO EM002300

VF700C'85 ENGINE NO.; RC21E-2100016 TO 2110238
VF700C'85 FRAME NO.; RC210-FM100006 TO FM108900
VF700C'85 ENGINE NO.; RC21E-2100022 TO 2108674
VF700C'85 FRAME NO.; RC211-FM100007 TO FM101325

VF700C'86 ENGINE NO.; RC21E-2200005 TO 2209873
VF700C'86 FRAME NO.; RC210-GM200003 TO GM208928
VF700C'86 ENGINE NO.; RC21E-2200011 TO 2210193
VF700C'86 FRAME NO.; RC211-GM200001 TO GM201250

AMERICAN HONDA MOTOR CO. LTD 1993 107

FINAL DRIVEN GEAR



F14MB1E14

4 = VF700C'84
5 = VF700C'85
6 = VF700C'86

Ref. No.	BLOCK NO	F-14	VF700C			AREA	FRAME SERIAL NUMBER	QTY	PART NUMBER	HONDA CODE	
			4	5	6						
			1	1	1						
			9	9	9						
			8	8	8						
			4	5	6						
21	COLLAR B, RR. DISTANCE			5	6			1	42625-MB4-000	1387687	
22	BOLT, SOCKET, 8X11		4	5	6			1	90109-ME5-770	1536515	
23	BOLT, FLANGE, 8X27		4	5	6			6	90133-MB0-000	1251016	
24	BOLT, FLANGE, 10X38		4	5	6			2	90134-371-000	0471250	
25	BOLT, HEX., 6X16		4	5	6			1	90170-MB0-000	1251206	
26	NUT, RR. AXLE U, 16MM		4					1	90305-MC0-003	1117910	
	NUT, FLANGE, 18MM			5	6			1	90305-MB4-003	1384957	
27	NUT, HEX., 16MM		4	5	6			1	90381-MB0-010	1378223	
28	WASHER, 8MM		4	5	6			1	90471-580-000	0517144	
29	BEARING, RADIAL BALL, 16012C3		4	5	6			1	91051-MB0-005	1251438	
30	BEARING, RADIAL BALL, 57/34C3		4	5	6			1	91052-MB0-003	1251446	
	BEARING, RADIAL BALL, 57/34C3			5	6			1	91052-MB0-005	1251453	
31	BEARING, RADIAL BALL, 6305		4	5	6			1	91061-MB0-005	1251461	
32	BEARING, NEEDLE, 19/16		4					1	91062-MB0-003	1251479	
	BEARING, NEEDLE, 19/16							1	91062-MB0-005	1251487	
	BEARING, NEEDLE, 19/16							1	91062-MB0-013	1810696	
	BEARING, NEEDLE, 19/18			5				1	91062-MB4-774	2016202	
					6	A		1	GM206781	91062-MB4-774	2016202
					6	AC		1	GM201432	91062-MB4-774	2016202
	BEARING, NEEDLE, 19/18 (TOYO)			5	6			1	91062-MB4-773	2016194	
	BEARING, NEEDLE, 19/18 (KOYO)			5	6			1	91062-MG8-005	2027258	
					6	A		1	GM206782	91062-MG8-005	2027258
					6	AC		1	GM201433	91062-MG8-005	2027258
33	OIL SEAL, 34X50X7 (ARAI)		4	5	6			2	91261-MB0-003	1266832	
	OIL SEAL, 34X50X7 (NOK)			5	6			2	91261-MB0-005	1292150	
34	OIL SEAL, 60X80X8 (ARAI)		4	5	6			1	91265-MB0-003	1292168	
35	O-RING, 30.8MM		4	5	6			1	91302-001-020	0001065	
36	O-RING, 22X1.9 (ARAI)		4	5	6			1	91355-MB0-003	1251578	
	O-RING, 22X1.9 (NOK)			5	6			1	91355-MB0-005	1251586	
37	O-RING, 35.2X2.4 (NOK)		4	5	6			1	91356-MB0-005	1285410	
38	O-RING, 58.5X3.5		4	5	6			1	91353-MB0-003	1263839	
	O-RING, 58.5X3.5			5	6			1	91359-MB0-000	1251636	
39	BOLT, HEX., 6X12		4	5	6			1	92000-06012	0054197	
	BOLT, HEX., 6X12			5	6			1	92101-06012	2738821	

CONTENTS

TITLE	PAGE	GRID
AIR CLEANER 84	132	H10
AIR CLEANER 85-86	136	H12
BATTERY	130	H9
BATTERY 84	127	H7
BRAKE CALIPER FR 84	94	G3
BRAKE CALIPER FR 85-86	96	G4
BRAKE MASTER FR	76	F6
BRAKE PANEL RR	102	G7
BRAKE PEDAL	144	I4
CABLES	73	F4
CANISTER 84-85	182	J11
CANISTER 86	184	J12
CLUTCH MASTER CYLINDER	78	F7
CYLINDER	76	F6
FENDER FR	86	F11
FENDER RR 84	155	I9
FENDER RR 85-86	157	I10
FINAL DRIVEN GEAR	106	G9
FOOTPEGS	146	I5
FRAME	176	J8
FUEL PUMP	130	H9
FUEL PUMP 84	127	H7
FUEL TANK 84	111	G11
FUEL TANK 85-86	114	H1
GEARSHIFT PEDAL	144	I4
HANDLEBAR	80	F8
HEADLIGHT	66	F1
HORN	84	F10
IGNITION COIL	168	J4
INSTRUMENTS 84	68	F2
INSTRUMENTS 85-86	70	F3
MAIN STAND	148	I6
MUFFLER 84	139	I1
MUFFLER 85-86	142	I3
RADIATOR 84	170	J5
RADIATOR 85-86	173	J6
RECTIFIER 84	121	H4
SEAT 84	117	H2
SEAT 85-86	119	H3
SHOCK ABSORBER FR	87	F11
SHOCK ABSORBER RR	153	I8
SIDE COVER 84	121	H4
SIDE COVER 85-86	124	H6
SIDE STAND	148	I6
SPARK UNIT 84	155	I9
STEERING STEM	84	F10
SWINGARM	150	I7
SWITCHES	73	F4
TAILLIGHT 84	164	J2
TAILLIGHT 85-86	166	J3
TOOLS	180	J10
TOP BRIDGE	80	F8
TURN SIGNAL	160	I12
WHEEL FR 84	98	G5
WHEEL FR 85-86	100	G6
WHEEL RR	104	G8
WIRE HARNESS	168	J4

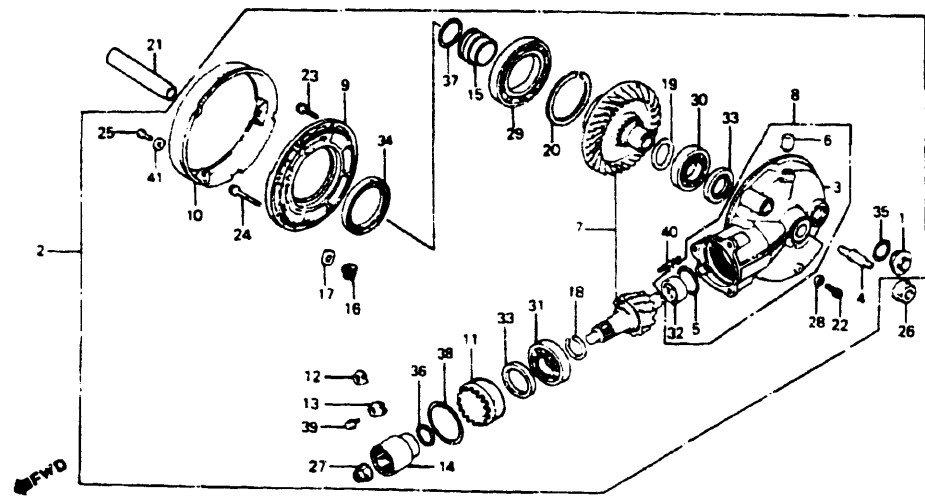
Ref. No.	BLOCK NO	F-14	VF700C			AREA	FRAME SERIAL NUMBER	QTY	PART NUMBER	HONDA CODE
			4	5	6					
			1	1	1					
			9	9	9					
			8	8	8					
			4	5	6					
18	SHIM E, PINION GEAR (2.06)				6	A	GM206782	1	41454-MG8-000	2026748
	SHIM F, PINION GEAR (2.12)				6	AC	GM201433	1	41454-MG8-000	2026748
	SHIM G, PINION GEAR (2.18)				6	A	GM206782	1	41455-MG8-000	2026755
					6	AC	GM201433	1	41455-MG8-000	2026755
					6	A	GM206782	1	41456-MG8-000	2026763
					6	AC	GM201433	1	41456-MG8-000	2026763
19	WASHER, SPECIAL, 35X40		4	5	6			1	41510-MB0-003	1247717
20	SPACER A, RING GEAR (1.82)		4	5	6			1	41530-MB0-000	1247725
	SPACER B, RING GEAR (1.88)		4	5	6			1	41531-MB0-000	1247733
	SPACER C, RING GEAR (1.94)		4	5	6			1	41532-MB0-000	1247741
	SPACER D, RING GEAR (2.00)		4	5	6			1	41533-MB0-000	1247758
	SPACER E, RING GEAR (2.06)		4	5	6			1	41534-MB0-000	1247766
	SPACER F, RING GEAR (2.12)		4	5	6			1	41535-MB0-000	1247774
	SPACER G, RING GEAR (2.18)		4	5	6			1	41536-MB0-000	1247782
	SPACER H, RING GEAR (2.24)		4	5	6			1	41537-MB0-000	1247790
	SPACER I, RING GEAR (2.30)		4	5	6			1	41538-MB0-000	1247808
21	COLLAR B, RR. DISTANCE		4					1	42625-MB0-000	1247857

VF700C'84 ENGINE NO.; RC21E-2000021 TO 2016382
 VF700C'84 FRAME NO.; RC210-EM000002 TO EM014552
 VF700C'84 ENGINE NO.; RC21E-2000019 TO 2016862
 VF700C'84 FRAME NO.; RC211-EM000003 TO EM002300

VF700C'85 ENGINE NO.; RC21E-2100016 TO 2110238
 VF700C'85 FRAME NO.; RC210-FM100006 TO FM108900
 VF700C'85 ENGINE NO.; RC21E-2100022 TO 2108674
 VF700C'85 FRAME NO.; RC211-FM100007 TO FM101325

VF700C'86 ENGINE NO.; RC21E-2200005 TO 2209873
 VF700C'86 FRAME NO.; RC210-GM200003 TO GM208928
 VF700C'86 ENGINE NO.; RC21E-2200011 TO 2210193
 VF700C'86 FRAME NO.; RC211-GM200001 TO GM201250

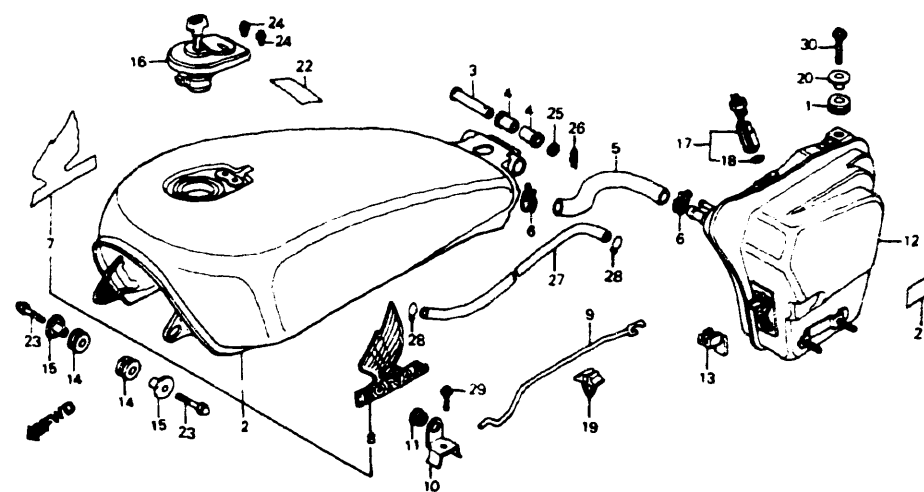
FINAL DRIVEN GEAR



F14MB1E14

Ref. No.	BLOCK NO. DESCRIPTION	VF700C			AREA CODE	FRAME SERIAL NUMBER		QTY REQ	PART NUMBER	HONDA CODE
		4	5	6		FROM	TO			
	4 = VF700C'84 5 = VF700C'85 6 = VF700C'86	1	1	1						
		9	9	9						
		8	8	8						
		4	5	6						
39	BOLT, HEX., 6X12	4	5	6				1	92101-06012-0A	3591500
40	BOLT, STD, 10X50	4						3	92700-10050-0E	1251719
	BOLT, STUD, 10X50		5	6				3	90125-ME5-000	1378215
41	WASHER, PLAIN, 6MM	4	5	6				1	94101-06800	0345900

FUEL TANK - 84



F14MB1E15

Ref. No.	BLOCK NO. DESCRIPTION	VF700C			AREA CODE	FRAME SERIAL NUMBER		QTY REQ	PART NUMBER	HONDA CODE
		4	5	6		FROM	TO			
	4 = VF700C'84 5 = VF700C'85 6 = VF700C'86	1	1	1						
		9	9	9						
		8	8	8						
		4	5	6						
1	RUBBER, AIR CLEANER CASE MOUNTING	4						1	17245-107-010	0213462
2	TANK COMP., FUEL *NH12* (BLACK-Z)	4			A			1	175A1-MB1-870ZA	1723584
	TANK COMP., FUEL *R131CU* (CANDY ANDROMEDA RED)	4			A			1	175A1-MB1-870ZB	1723592
	TANK COMP., FUEL *NH12* (BLACK-Z)	4			A			1	175A1-MB1-871ZA	1851260
	TANK COMP., FUEL *R131CU* (CANDY ANDROMEDA RED)	4			A			1	175A1-MB1-871ZB	1851278
	TANK COMP., FUEL *NH12* (BLACK-Z)	4			AC			1	175A1-MB1-880ZA	1723600
	TANK COMP., FUEL *R131CU* (CANDY ANDROMEDA RED)	4			AC			1	175A1-MB1-880ZB	1723618
3	SHAFT, FUEL TANK PIVOT	4						1	17505-MB1-000	1244854
4	RUBBER, FUEL TANK PIVOT	4						2	17506-MB1-000	1244862
5	TUBE A, FUEL	4						1	17511-MB1-000	1244870
6	BAND, FUEL TUBE	4						2	17519-MB1-000	1244896
7	EMBLEM, R. FUEL TANK	4						1	17531-MB4-770	1546407

AMERICAN HONDA MOTOR CO. LTD 1993 111

CONTENTS

TITLE	PAGE	GRID
AIR CLEANER 84	132	H10
AIR CLEANER 85-86	136	H12
BATTERY	130	H9
BATTERY 84	127	H7
BRAKE CALIPER FR 84	94	G3
BRAKE CALIPER FR 85-86	96	G4
BRAKE MASTER FR	76	F6
BRAKE PANEL RR	102	G7
BRAKE PEDAL	144	I4
CABLES	73	F4
CANISTER 84-85	182	J11
CANISTER 86	184	J12
CLUTCH MASTER CYLINDER	78	F7
CYLINDER	76	F6
FENDER FR	86	F11
FENDER RR 84	155	I9
FENDER RR 85-86	157	I10
FINAL DRIVEN GEAR	106	G9
FOOTPEGS	146	I5
FRAME	176	J8
FUEL PUMP	130	H9
FUEL PUMP 84	127	H7
FUEL TANK 84	111	G11
FUEL TANK 85-86	114	H1
GEARSHIFT PEDAL	144	I4
HANDLEBAR	80	F8
HEADLIGHT	66	F1
HORN	84	F10
IGNITION COIL	168	J4
INSTRUMENTS 84	68	F2
INSTRUMENTS 85-86	70	F3
MAIN STAND	148	I6
MUFFLER 84	139	I1
MUFFLER 85-86	142	I3
RADIATOR 84	170	J5
RADIATOR 85-86	173	J6
RECTIFIER 84	121	H4
SEAT 84	117	H2
SEAT 85-86	119	H3
SHOCK ABSORBER FR	87	F11
SHOCK ABSORBER RR	153	I8
SIDE COVER 84	121	H4
SIDE COVER 85-86	124	H6
SIDE STAND	148	I6
SPARK UNIT 84	155	I9
STEERING STEM	84	F10
SWINGARM	150	I7
SWITCHES	73	F4
TAILLIGHT 84	164	J2
TAILLIGHT 85-86	166	J3
TOOLS	180	J10
TOP BRIDGE	80	F8
TURN SIGNAL	160	I12
WHEEL FR 84	98	G5
WHEEL FR 85-86	100	G6
WHEEL RR	104	G8
WIRE HARNESS	168	J4

GRID

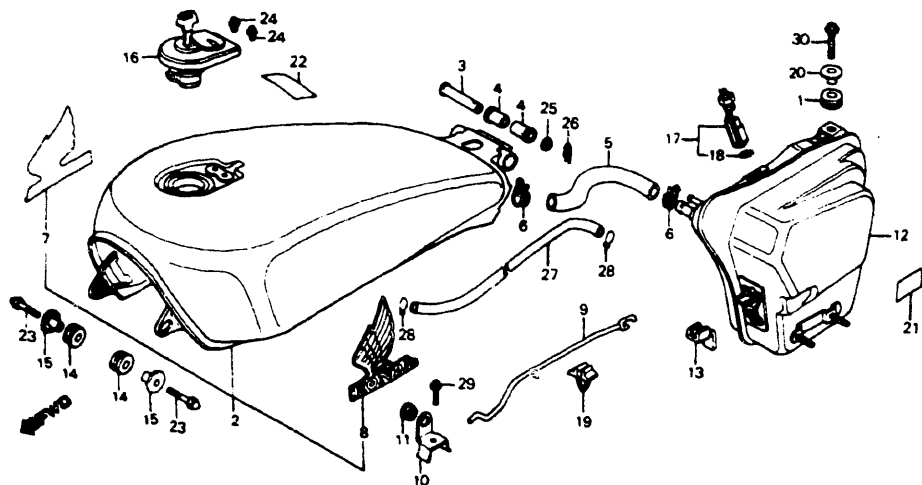
G11

VF700C'84 ENGINE NO.; RC21E-2000021 TO 2016382
 VF700C'84 FRAME NO.; RC210-EM000002 TO EM014552
 VF700C'84 ENGINE NO.; RC21E-2000019 TO 2016862
 VF700C'84 FRAME NO.; RC211-EM000003 TO EM002300

VF700C'85 ENGINE NO.; RC21E-2100016 TO 2110238
 VF700C'85 FRAME NO.; RC210-FM100006 TO FM108900
 VF700C'85 ENGINE NO.; RC21E-2100022 TO 2108674
 VF700C'85 FRAME NO.; RC211-FM100007 TO FM101325

VF700C'86 ENGINE NO.; RC21E-2200005 TO 2209873
 VF700C'86 FRAME NO.; RC210-GM200003 TO GM208928
 VF700C'86 ENGINE NO.; RC21E-2200011 TO 2210193
 VF700C'86 FRAME NO.; RC211-GM200001 TO GM201250

FUEL TANK - 84



F14MB1E15

Ref. No.	BLOCK NO.	F-15	VF700C			AREA CODE	FRAME SERIAL NUMBER		QTY REQ	PART NUMBER	HONDA CODE
			1	9	8		4	5			
4	VF700C'84		1	1	1						
5	VF700C'85		9	8	8						
6	VF700C'86		4	5	6						
8	EMBLEM, L. FUEL TANK		4						1	17532-MB4-770	1546415
9	STAY, FUEL TANK SUPPORT		4						1	17540-MB1-000	1244920
10	STAY, FUEL TANK PIVOT		4						1	17545-MB1-000	1244938
11	GROMMET		4						1	17548-MB1-000	1260256
12	SUB TANK, FUEL		4						1	17550-MB1-000	1244961
13	RUBBER, FUEL TANK MOUNTING		4						1	17552-MB1-000	1245000
14	RUBBER, FUEL TANK FR.		4						2	17611-MB1-000	1245059
15	COLLAR, FUEL TANK FR. MOUNTING		4						2	17612-MB1-000	1252378
16	CAP COMP., FUEL FILLER		4			A			1	17620-MB1-023	1556653
	CAP COMP., FUEL FILLER		4			A			1	17620-MB1-033	2403897
	CAP COMP., FUEL FILLER		4			AC			1	17620-ME5-761	1557032
17	SENSOR, FUEL RESERVE		4						1	37810-MB1-008	1247246
18	GASKET, FUEL RESERVE SENSOR		4						1	37811-MB1-008	1247253
19	CLIP S, BRAKE PIPE		4						1	46391-692-003	0775189
20	COLLAR, FR. FENDER		4						1	61104-357-000	0321752
	COLLAR, FR. FENDER		4						1	61104-428-000	0687558

Ref. No.	BLOCK NO.	F-15	VF700C			AREA CODE	FRAME SERIAL NUMBER		QTY REQ	PART NUMBER	HONDA CODE
			1	9	8		4	5			
4	VF700C'84		1	1	1						
5	VF700C'85		9	8	8						
6	VF700C'86		4	5	6						
20	COLLAR, RR. FENDER		4						1	61105-428-000	0686782
21	DIAGRAM, VACUUM HOSE ROUTING		4			AC			1	87135-MB1-880	1764489
22	MARK, DRIVE CAUTION *A73* (TYPE G) (GOLD)		4						1	87560-181-760ZC	0961367
23	BOLT, CAP, 6X20		4						2	92600-06020-0B	1260918
24	SCREW-WASHER, 4X6		4			A	EM008707		2	45319-634-003	1111517
	SCREW-WASHER, 4X8		4			AC	EM001101		2	45319-634-003	1111517
25	WASHER, PLAIN, 8MM		4			A	EM008706		2	93892-04008-08	0634618
26	PIN, LOCK, 8MM		4			AC	EM001100		2	93892-04008-08	0634618
27	TUBE, 5.5X235 (BULK HOSE: 95001-55008-20M)		4						1	95001-55235-20	1260926
28	CLIP A12, TUBE		4						2	95002-01120	0262063
29	BOLT, FLANGE, 6X14		4						1	95700-06014-08	0840587
	BOLT, FLANGE, 6X14		4						1	95701-06014-08	2374742
30	BOLT, FLANGE, 6X25		4						1	95700-06025-08	0258731
	BOLT, FLANGE, 6X25		4						1	95701-06025-08	2259711

CONTENTS

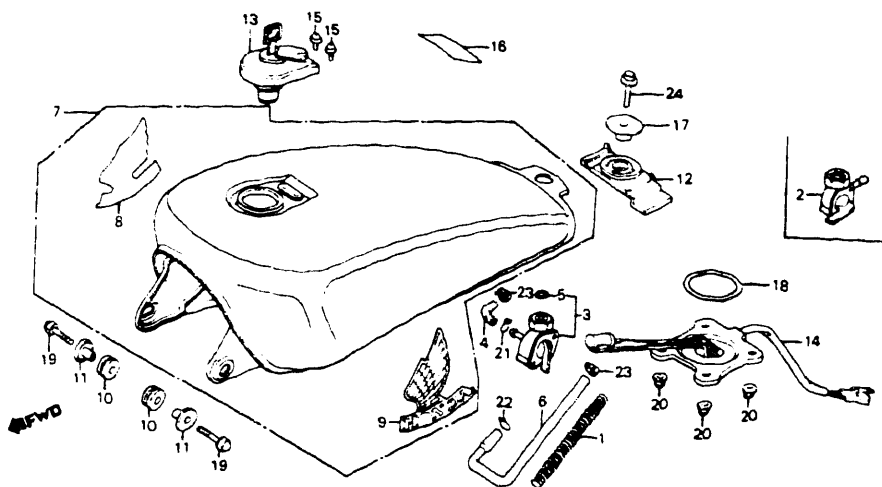
TITLE	PAGE	GRID
AIR CLEANER 84	132	H10
AIR CLEANER 85-86	136	H12
BATTERY	130	H9
BATTERY 84	127	H7
BRAKE CALIPER, FR. 84	94	G3
BRAKE CALIPER, FR. 85-86	96	G4
BRAKE MASTER, FR.	76	F6
BRAKE PANEL, RR.	102	G7
BRAKE PEDAL	144	I4
CABLES	73	F4
CANISTER 84-85	182	J11
CANISTER 86	184	J12
CLUTCH MASTER CYLINDER	78	F7
CYLINDER	76	F6
FENDER, FR.	86	F11
FENDER, RR. 84	155	I9
FENDER, RR. 85-86	157	I10
FINAL DRIVEN GEAR	106	G9
FOOTPEGS	146	I5
FRAME	176	J8
FUEL PUMP	130	H9
FUEL PUMP 84	127	H7
FUEL TANK 84	111	G11
FUEL TANK 85-86	114	H1
GEARSHIFT PEDAL	144	I4
HAND EBAR	80	F7
HEADLIGHT	66	F1
HORN	84	F10
IGNITION COIL	168	J4
INSTRUMENTS 84	68	F2
INSTRUMENTS 85-86	70	F3
MAIN STAND	148	I6
MUFFLER 84	139	I1
MUFFLER 85-86	142	I3
RADIATOR 84	170	J5
RADIATOR 85-86	173	J6
RECTIFIER 84	121	H4
SEAT 84	117	H2
SEAT 85-86	119	H3
SHOCK ABSORBER, FR.	87	F11
SHOCK ABSORBER, RR.	153	I8
SIDE COVER 84	121	H4
SIDE COVER 85-86	124	H6
SIDE STAND	148	I6
SPARK UNIT 84	155	I9
STEERING STEM	84	F10
SWINGARM	150	I7
SWITCHES	73	F4
TAILLIGHT 84	164	J2
TAILLIGHT 85-86	166	J3
TOOLS	180	J10
TOP BRIDGE	80	F8
TURN SIGNAL	160	I12
WHEEL, FR. 84	98	G5
WHEEL, FR. 85-86	100	G6
WHEEL, RR.	104	G8
WIRE HARNESS	168	J4

VF700C'84 ENGINE NO.; RC21E-2000021 TO 2016382
 VF700C'84 FRAME NO.; RC210-EM000002 TO EM014552
 VF700C'84 ENGINE NO.; RC21E-2000019 TO 2016862
 VF700C'84 FRAME NO.; RC211-EM000003 TO EM002300

VF700C'85 ENGINE NO.; RC21E-2100016 TO 2110238
 VF700C'85 FRAME NO.; RC210-FM100006 TO FM108900
 VF700C'85 ENGINE NO.; RC21E-2100022 TO 2108674
 VF700C'85 FRAME NO.; RC211-FM100007 TO FM101325

VF700C'86 ENGINE NO.; RC21E-2200005 TO 2209873
 VF700C'86 FRAME NO.; RC210-GM200003 TO GM208928
 VF700C'86 ENGINE NO.; RC21E-2200011 TO 2210193
 VF700C'86 FRAME NO.; RC211-GM200001 TO GM201250

FUEL TANK - 85-86



CAUTION OR WARNING LABELS MUST BE ORDERED SEPARATELY WHEN APPLICABLE"

F14MB1E1501

Ref. No.	BLOCK NO. F-15-1	DESCRIPTION	VF700C			AREA CODE	FRAME SERIAL NUMBER		QTY REQ	PART NUMBER	HONDA CODE
			1	8	9		FROM	TO			
4	VF700C'84		1	1	1						
5	VF700C'85		8	8	8						
6	VF700C'86		4	5	6						
1		SPRING, FUEL TUBE COVER	--	5	6				1	16715-MB1-000	1260215
2		VALVE ASSY., FUEL	--	5	--				1	16950-MK3-015	2078681
3		VALVE ASSY., FUEL	--	--	6				1	16950-MK3-771	2247112
4		TUBE, FUEL	--	5	--				1	16955-MK3-000	2017788
		TUBE, FUEL	--	--	6				1	16955-MK3-770	2247138
5		O-RING	--	--	6				1	16958-397-771	1198795
6		TUBE, FUEL	--	5	6				1	16959-MK3-000	2017820
7		TANK SUB ASSY., FUEL *R130CU* (WL) (CANDY SCORPIO RED)	--	5	--	A			1	17520-MK3-000ZB	2018232
		TANK SUB ASSY., FUEL *R130CU* (WL) (CANDY SCORPIO RED)	--	5	--	A			1	17520-MK3-010ZB	3502952
		TANK SUB ASSY., FUEL *R130CU* (CANDY SCORPIO RED)	--	5	--	AC			1	17520-MK3-680ZB	2018257
		TANK SUB ASSY., FUEL	--	5	--	AC			1	17520-MK3-681ZB	4126876
		TANK SUB ASSY., FUEL *NH1Z* (WL) (BLACK-Z)	--	5	6	A			1	17520-MK3-000ZA	2018224

Ref. No.	BLOCK NO. F-15-1	DESCRIPTION	VF700C			AREA CODE	FRAME SERIAL NUMBER		QTY REQ	PART NUMBER	HONDA CODE
			1	8	9		FROM	TO			
4	VF700C'84		1	1	1						
5	VF700C'85		8	8	8						
6	VF700C'86		4	5	6						
7		TANK SUB ASSY., FUEL *NH1Z* (WL) (BLACK-Z)	--	5	6	A			1	17520-MK3-010ZA	2928919
		TANK SUB ASSY., FUEL *NH1Z* (BLACK-Z)	--	5	6	AC			1	17520-MK3-680ZA	2018240
		TANK SUB ASSY., FUEL *NH1Z* (BLACK-Z)	--	5	6	AC			1	17520-MK3-681ZA	3078995
		TANK SUB ASSY., FUEL *R101CU* (WL) (CANDY GLORY RED)	--	--	6	A			1	17520-MK3-000ZC	2247302
		TANK SUB ASSY., FUEL *R101CU* (WL) (CANDY GLORY RED)	--	--	6	A			1	17520-MK3-010ZC	2753234
		TANK SUB ASSY., FUEL *R101CU* (CANDY GLORY RED)	--	--	6	AC			1	17520-MK3-680ZC	2247310
		TANK SUB ASSY., FUEL *R101CU* (CANDY GLORY RED)	--	--	6	AC			1	17520-MK3-681ZC	2613925
8		MARK, R. FUEL TANK	--	5	6				1	17531-MB4-680	1811108
9		MARK, L. FUEL TANK	--	5	6				1	17532-MB4-680	1811116
10		RUBBER, FUEL TANK FR.	--	5	6				2	17611-MK3-000	2018364
11		COLLAR, FUEL TANK FR. MOUNTING	--	5	6				2	17612-MK3-000	2018380
12		RUBBER, FUEL TANK RR.	--	5	6				1	17613-MK3-000	2018398
13		CAP COMP., FUEL FILLER	--	5	6	A			1	17620-MB1-023	1556653
		CAP COMP., FUEL FILLER	--	5	6	A			1	17620-MB1-033	2403897
		CAP COMP., FUEL FILLER	--	5	6	AC			1	17620-ME5-761	1557032
14		SENSOR, FUEL RESERVE	--	5	6				1	37810-MK3-007	2020634
15		SCREW-WASHER, 4X6	--	5	6				2	45319-634-003	1111517
16		MARK, DRIVE CAUTION (TYPEG)	--	5	6				1	87560-ME9-670ZA	1406511
17		COLLAR, FUEL TANK SETTING	--	5	6				1	90324-MB2-000	1438803
18		O-RING, 39.5X5	--	5	6				1	91305-MC7-000	1213214
19		BOLT, CAP, 6X25	--	5	6				2	92600-06025-0B	1458942
20		NUT, CAP, 6MM	--	5	6				4	94021-06000-0S	0203620
		NUT, CAP, 6MM	--	5	6				4	94021-06020	0057893
		NUT, CAP, 6MM	--	5	6				4	94021-06020-0S	0169516
		NUT, CAP, 6MM	--	5	6				4	94022-06020	0203109
21		CLIP, TUBE, B10	--	5	6				1	95002-02100	0250985
22		CLIP, TUBE, B12	--	5	6				1	95002-02120	0335034
23		CLIP, TUBE	--	5	--				2	95002-41000-08	0660829

CONTENTS		
TITLE	PAGE	GRID
AIR CLEANER 84	132	H10
AIR CLEANER 85-86	136	H12
BATTERY	130	H9
BATTERY 84	127	H7
BRAKE CALIPER, FR. 84	94	G3
BRAKE CALIPER, FR. 85-86	96	G4
BRAKE MASTER, FR.	76	F6
BRAKE PANEL, RR.	102	G7
BRAKE PEDAL	144	I4
CABLES	73	F4
CANISTER 84-85	182	J11
CANISTER 86	184	J12
CLUTCH MASTER CYLINDER	78	F7
CYLINDER	76	F6
FENDER, FR.	86	F11
FENDER, RR. 84	155	I9
FENDER, RR. 85-86	157	I10
FINAL DRIVEN GEAR	106	G9
FOOTPEGS	146	I5
FRAME	176	J8
FUEL PUMP	130	H9
FUEL PUMP 84	127	H7
FUEL TANK 84	111	G11
FUEL TANK 85-86	114	H1
GEARSHIFT PEDAL	144	I4
HANDLEBAR	80	F8
HEADLIGHT	66	F1
HORN	84	F10
IGNITION COIL	168	J4
INSTRUMENTS 84	68	F2
INSTRUMENTS 85-86	70	F3
MAIN STAND	148	I6
MUFFLER 84	139	I1
MUFFLER 85-86	142	I3
RADIATOR 84	170	J5
RADIATOR 85-86	173	J6
RECTIFIER 84	121	H4
SEAT 84	117	H2
SEAT 85-86	119	H3
SHOCK ABSORBER, FR.	87	F11
SHOCK ABSORBER, RR.	153	I8
SIDE COVER 84	121	H4
SIDE COVER 85-86	124	H6
SIDE STAND	148	I6
SPARK UNIT 84	155	I9
STEERING STEM	84	F10
SWINGARM	150	I7
SWITCHES	73	F4
TAILLIGHT 84	164	J2
TAILLIGHT 85-86	166	J3
TOOLS	180	J10
TOP BRIDGE	80	F8
TURN SIGNAL	160	I2
WHEEL, FR. 84	98	G5
WHEEL, FR. 85-86	100	G6
WHEEL, RR.	104	G8
WIRE HARNESS	168	J4

AMERICAN HONDA MOTOR CO. LTD. 1993

H1

AMERICAN HONDA MOTOR CO. LTD. 1993

H1

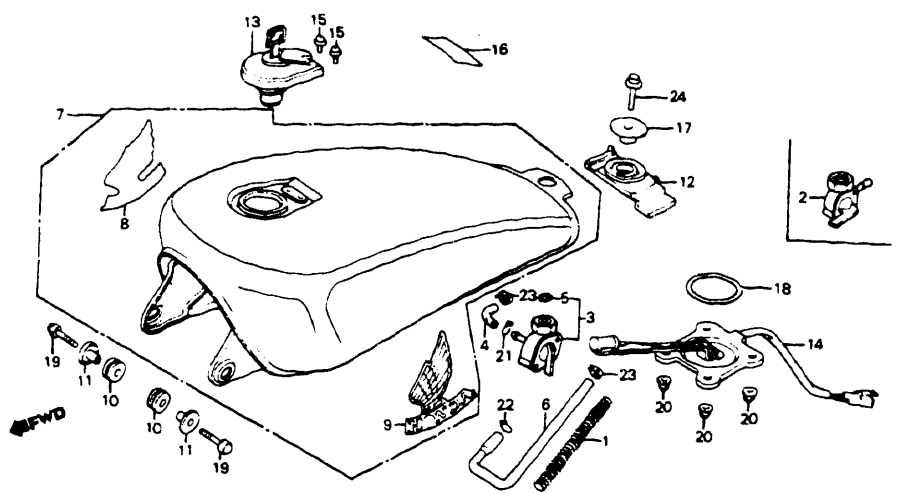
VF700C'84 ENGINE NO.; RC21E-2000021 TO 2016382
 VF700C'84 FRAME NO.; RC210-EM000002 TO EM014552
 VF700C'84 ENGINE NO.; RC21E-2000019 TO 2016862
 VF700C'84 FRAME NO.; RC211-EM000003 TO EM002300

VF700C'85 ENGINE NO.; RC21E-2100016 TO 2110238
 VF700C'85 FRAME NO.; RC210-FM100006 TO FM108900
 VF700C'85 ENGINE NO.; RC21E-2100022 TO 2108674
 VF700C'85 FRAME NO.; RC211-FM100007 TO FM101325

VF700C'86 ENGINE NO.; RC21E-2200005 TO 2209873
 VF700C'86 FRAME NO.; RC210-GM200003 TO GM208928
 VF700C'86 ENGINE NO.; RC21E-2200011 TO 2210193
 VF700C'86 FRAME NO.; RC211-GM200001 TO GM201250

GRID **H1**

FUEL TANK - 85-86



"CAUTION OR WARNING LABELS MUST BE ORDERED SEPARATELY WHEN APPLICABLE"

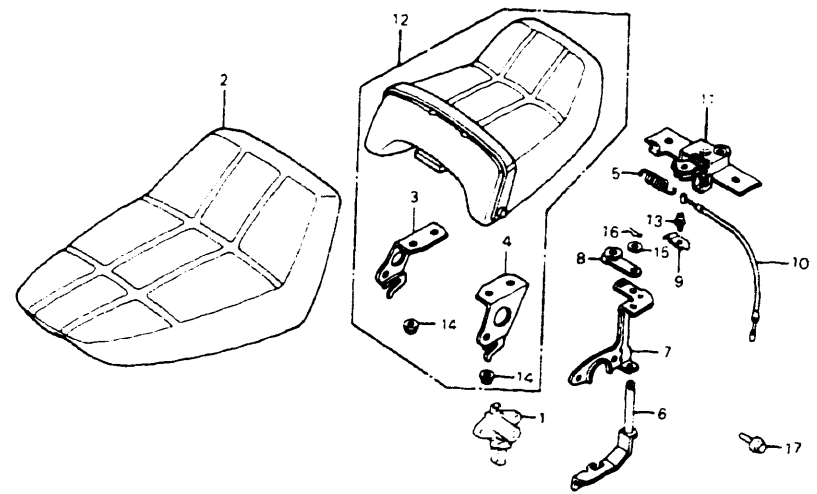
F14MB1E1501

Ref. No.	BLOCK NO. DESCRIPTION	VF700C			AREA CODE	FRAME SERIAL NUMBER		QTY REQ	PART NUMBER	HONDA CODE
		1	2	3		FROM	TO			
	4 = VF700C'84 5 = VF700C'85 6 = VF700C'86	1	1	1						
		9	9	9						
		8	8	8						
		4	5	6						
		4	5	6						
	23 CLIP, TUBE, 10.5MM			6				2	95002-41050-08	0622357
	24 BOLT, FLANGE, 8X22		5	6				1	95700-08022-00	0637090
	BOLT, FLANGE, 8X22		5	6				1	95701-08022-00	2652626

VF700C'84 ENGINE NO.; RC21E-2000021 TO 2016382
 VF700C'84 FRAME NO.; RC210-EM000002 TO EM014552
 VF700C'84 ENGINE NO.; RC21E-2000019 TO 2016862
 VF700C'84 FRAME NO.; RC211-EM000003 TO EM002300

VF700C'85 ENGINE NO.; RC21E-2100016 TO 2110238
 VF700C'85 FRAME NO.; RC210-FM100006 TO FM108900
 VF700C'85 ENGINE NO.; RC21E-2100022 TO 2108674
 VF700C'85 FRAME NO.; RC211-FM100007 TO FM101325

SEAT - 84



F14MB1E16

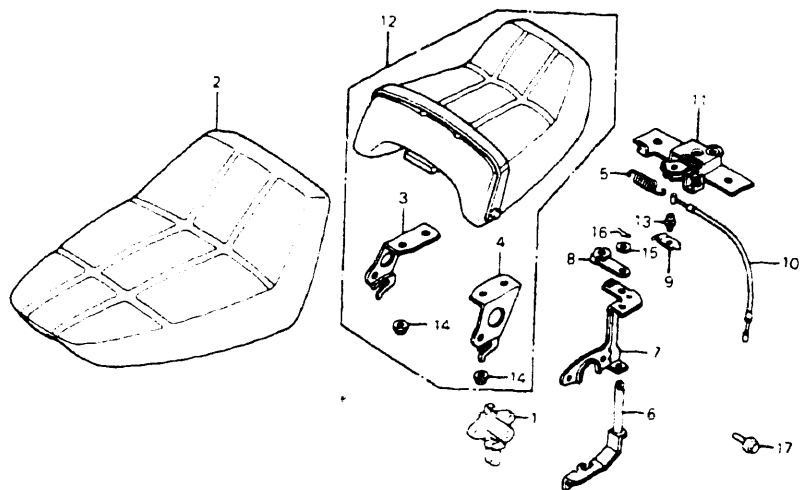
Ref. No.	BLOCK NO. DESCRIPTION	VF700C			AREA CODE	FRAME SERIAL NUMBER		QTY REQ	PART NUMBER	HONDA CODE
		1	2	3		FROM	TO			
	4 = VF700C'84 5 = VF700C'85 6 = VF700C'86	1	1	1						
		9	9	9						
		8	8	8						
		4	5	6						
		4	5	6						
	1 HOLDER ASSY., HELMET	4						1	50710-MB1-871	1761386
	2 SEAT ASSY.	4						1	77100-MB1-870	1723634
	3 PLATE, R. SEAT LOCK	4						1	77102-MB1-870	1723642
	4 PLATE, L. SEAT LOCK	4						1	77103-MB1-870	1723659
	5 SPRING, SEAT LOCK	4						1	77151-MB1-870	1723675
	6 LEVER A, SEAT LOCK	4						1	77152-MB1-870	1723683
	7 BRACKET, SEAT LOCK	4						1	77153-MB1-870	1723691
	8 LEVER B, SEAT LOCK	4						1	77154-MB1-870	1723709
	9 STOPPER, SEAT LOCK CABLE	4						1	77155-MB1-870	1723717
	10 CABLE, SEAT LOCK	4						1	77156-MB1-870	1723725
	11 BRACKET COMP., SEAT LOCK	4						1	77160-MB1-870	1723733
	12 SEAT ASSY., RR.	4						1	77300-MB1-870	1723741
	SEAT ASSY., RR.	4						1	77300-MB1-930	2153625
	13 SCREW-WASHER, 4X8	4						1	93892-04008-07	1024660
	14 NUT, FLANGE, 6MM	4						4	94050-06000	0471623
	15 WASHER, PLAIN, 6MM	4						1	94101-06700	0294231

VF700C'86 ENGINE NO.; RC21E-2200005 TO 2209873
 VF700C'86 FRAME NO.; RC210-GM200003 TO GM208928
 VF700C'86 ENGINE NO.; RC21E-2200011 TO 2210193
 VF700C'86 FRAME NO.; RC211-GM200004 TO GM201250

CONTENTS

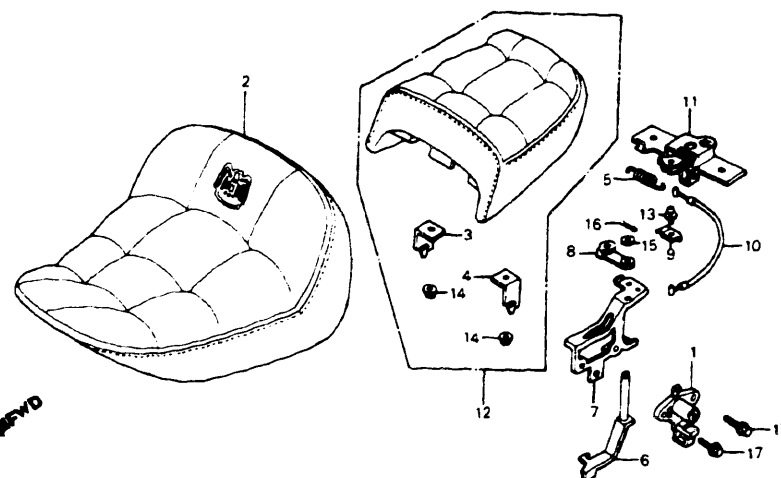
TITLE	PAGE	GRID
AIR CLEANER 84	132	H10
AIR CLEANER 85-86	136	H12
BATTERY	130	H9
BATTERY 84	127	H7
BRAKE CALIPER FR 84	94	G3
BRAKE CALIPER FR 85-86	96	G4
BRAKE MASTER FR.	76	F6
BRAKE PANEL RR	102	G7
BRAKE PEDAL	144	I4
CABLES	73	F4
CANISTER 84-85	182	J11
CANISTER 86	184	J12
CLUTCH MASTER CYLINDER	78	F7
CYLINDER	76	F6
FENDER FR	86	F11
FENDER RR 84	155	I9
FENDER RR 85-86	157	I10
FINAL DRIVEN GEAR	106	G9
FOOTPEGS	146	I5
FRAME	176	J8
FUEL PUMP	130	H9
FUEL PUMP 84	127	H7
FUEL TANK 84	111	G11
FUEL TANK 85-86	114	H1
GEARSHIFT PEDAL	144	I4
HANDLEBAR	80	F8
HEADLIGHT	66	F1
HORN	84	F10
IGNITION COIL	168	J4
INSTRUMENTS 84	68	F2
INSTRUMENTS 85-86	70	F3
MAIN STAND	148	I6
MUFFLER 84	139	I1
MUFFLER 85-86	142	I3
RADIATOR 84	170	J5
RADIATOR 85-86	173	J6
RECTIFIER 84	121	H4
SEAT 84	117	H2
SEAT 85-86	119	H3
SHOCK ABSORBER FR	87	F11
SHOCK ABSORBER RR	153	I8
SIDE COVER 84	121	H4
SIDE COVER 85-86	124	H6
SIDE STAND	148	I6
SPARK UNIT 84	155	I9
STEERING STEM	84	F10
SWINGARM	150	I7
SWITCHES	73	F4
TAILLIGHT 84	164	J2
TAILLIGHT 85-86	166	J3
TOOLS	180	J10
TOP BRIDGE	80	F8
TURN SIGNAL	160	I2
WHEEL FR 84	98	G5
WHEEL FR 85-86	100	G6
WHEEL RR	104	G8
WIRE HARNESS	168	J4

SEAT - 84



F14MB1E16

SEAT - 85-86



F14MB1E1601

CONTENTS

TITLE	PAGE	GRID
AIR CLEANER 84	132	H10
AIR CLEANER 85-86	136	H12
BATTERY	130	H9
BATTERY 84	127	H7
BRAKE CALIPER, FR 84	94	G3
BRAKE CALIPER, FR 85-86	96	G4
BRAKE MASTER, FR	76	F6
BRAKE PANEL, RR	102	G7
BRAKE PEDAL	144	I4
CABLES	73	F4
CANISTER 84-85	182	J11
CANISTER 86	184	J12
CLUTCH MASTER CYLINDER	78	F7
CYLINDER	76	F6
FENDER, FR	86	F11
FENDER, RR 84	155	I9
FENDER, RR 85-86	157	I10
FINAL DRIVEN GEAR	106	G9
FOOTPEGS	146	I5
FRAME	176	J8
FUEL PUMP	130	H9
FUEL PUMP 84	127	H7
FUEL TANK 84	111	G11
FUEL TANK 85-86	114	H1
GEARSHIFT PEDAL	144	I4
HANDLEBAR	80	F8
HEADLIGHT	66	F1
HORN	84	F10
IGNITION COIL	168	J4
INSTRUMENTS 84	68	F2
INSTRUMENTS 85-86	70	F3
MAIN STAND	148	I6
MUFFLER 84	139	I1
MUFFLER 85-86	142	I3
RADIATOR 84	170	J5
RADIATOR 85-86	173	J6
RECTIFIER 84	121	H4
SEAT 84	117	H2
SEAT 85-86	119	H3
SHOCK ABSORBER, FR	87	F11
SHOCK ABSORBER, RR	153	I8
SIDE COVER 84	121	H4
SIDE COVER 85-86	124	H6
SIDE STAND	148	I6
SPARK UNIT 84	155	I9
STEERING STEM	84	F10
SWINGARM	150	I7
SWITCHES	73	F4
TAILLIGHT 84	164	J2
TAILLIGHT 85-86	166	J3
TOOLS	180	J10
TOP BRIDGE	80	F8
TURN SIGNAL	160	I2
WHEEL, FR 84	98	G5
WHEEL, FR 85-86	100	G6
WHEEL, RR	104	G8
WIRE HARNESS	168	J4

Ref. No.	BLOCK NO	F-16	VF700C			FRAME SERIAL NUMBER	QTY REQ	PART NUMBER	HONDA CODE
			4	5	6				
			1	1	1				
			9	9	9				
			8	8	8				
			4	5	6				
			4	5	6				
16			4				1	94201-16100	0262089
17			4				2	95700-06020-07	0476168
			4				2	95701-06020-07	2251288

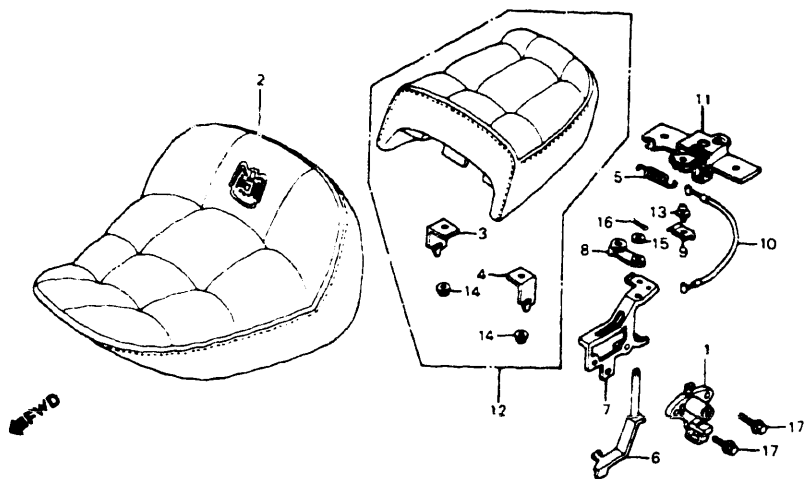
Ref. No.	BLOCK NO	F-16-1	VF700C			FRAME SERIAL NUMBER	QTY REQ	PART NUMBER	HONDA CODE
			4	5	6				
			1	1	1				
			9	9	9				
			8	8	8				
			4	5	6				
			4	5	6				
1				5	6		1	50710-MB1-871	1761386
2				5	6		1	77100-MK3-000	2022663
3				5	6		1	77102-MK3-000	2022671
4				5	6		1	77103-MK3-000	2022689
5				5	6		1	77151-MB1-870	1723675
6				5	6		1	77152-MK3-000	2022697
7				5	6		1	77153-MK3-000	2022705
8				5	6		1	77154-MB1-870	1723709
9				5	6		1	77155-MK3-000	2022713
10				5	6		1	77156-MK3-000	2022721
11				5	6		1	77160-MB1-870	1723733
12				5	6		1	77300-MK3-000	2022788
13				5	6		1	93892-04008-07	1024660
14				5	6		2	94050-06080	0612689
15				5	6		1	94101-06700	0294231
16				5	6		1	94201-16100	0262089

VF700C'84 ENGINE NO.; RC21E-2000021 TO 2016382
 VF700C'84 FRAME NO.; RC210-EM000002 TO EM014552
 VF700C'84 ENGINE NO.; RC21E-2000019 TO 2016862
 VF700C'84 FRAME NO.; RC211-EM000003 TO EM002300

VF700C'85 ENGINE NO.; RC21E-2100016 TO 2110238
 VF700C'85 FRAME NO.; RC210-FM100006 TO FM108900
 VF700C'85 ENGINE NO.; RC21E-2100022 TO 2108674
 VF700C'85 FRAME NO.; RC211-FM100007 TO FM101325

VF700C'86 ENGINE NO.; RC21E-2200005 TO 2209873
 VF700C'86 FRAME NO.; RC210-GM200003 TO GM208928
 VF700C'86 ENGINE NO.; RC21E-2200011 TO 2210193
 VF700C'86 FRAME NO.; RC211-GM200001 TO GM201250

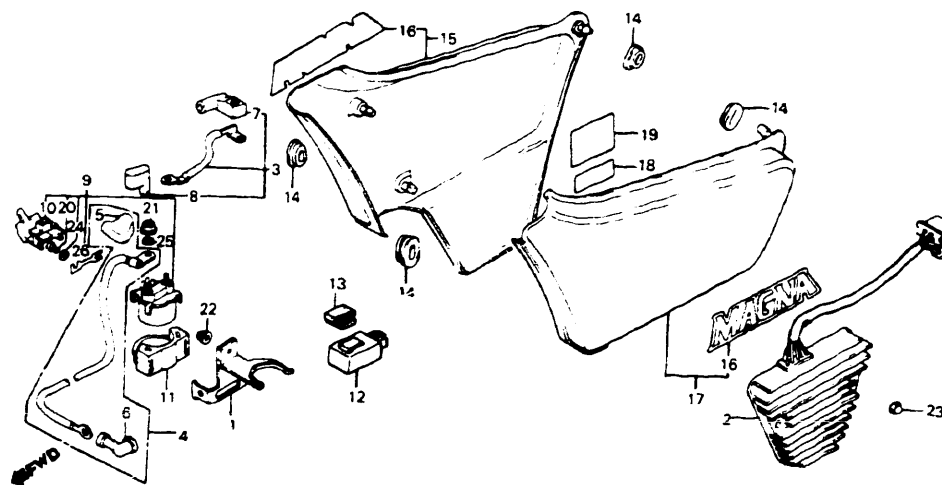
SEAT - 85-86



F14MB1E1601

Ref. No.	BLOCK NO. DESCRIPTION	VF700C			AREA CODE	FRAME SERIAL NUMBER		QTY REQ	PART NUMBER	HONDA CODE
		1	2	3		FROM	TO			
		1	1	1						
		8	8	8						
		4	5	6						
	17 BOLT, FLANGE, 6X20		5	6				2	95700-06020-07	0476168
	BOLT, FLANGE, 6X20		5	6				2	95701-06020-07	2251288

SIDE COVER • RECTIFIER - 84



"CAUTION OR WARNING LABELS MUST BE ORDERED SEPARATELY WHEN APPLICABLE"

F14MB1E17

Ref. No.	BLOCK NO. DESCRIPTION	VF700C			AREA CODE	FRAME SERIAL NUMBER		QTY REQ	PART NUMBER	HONDA CODE
		1	2	3		FROM	TO			
		1	1	1						
		8	8	8						
		4	5	6						
	1 STAY, RESERVE TANK SETTING	4						1	19105-MB1-000	1245448
	2 RECTIFIER ASSY., REGULATE	4						1	31600-MB1-871	1723758
	3 CABLE, STARTER BATTERY	4						1	32401-MB1-870	1726538
	4 CABLE, STARTER MOTOR	4						1	32402-MB0-000	1246248
	5 COVER, MAGNETIC SWITCH TERMINAL ..	4						1	32411-MB0-000	1275734
	6 COVER, STARTING MOTOR TERMINAL ..	4						1	32411-230-000	0208652
	COVER, STARTING MOTOR TERMINAL ..	4						1	32411-253-000	0177360
	7 COVER, BATTERY TERMINAL	4						1	32411-426-830	1246255
	8 COVER, MAGNETIC SWITCH TERMINAL ..	4						1	32412-ME2-000	1271915
	9 SWITCH ASSY., STARTER MAGNETIC ..	4						1	35850-MB0-007	1246958
	10 COVER, FUSE	4						1	35852-MB0-007	1246966
	11 RUBBER, SHOCK	4						1	35856-MB0-007	1246974
	12 RELAY COMP., TURN SIGNAL (TATEISHI)	4			A		EM014552	1	38301-MF8-771	1591429
		4			AC			1	38301-MF8-771	1591429
	RELAY COMP., TURN SIGNAL	4			A	EM014553		1	38301-MF8-772	1806793

CONTENTS

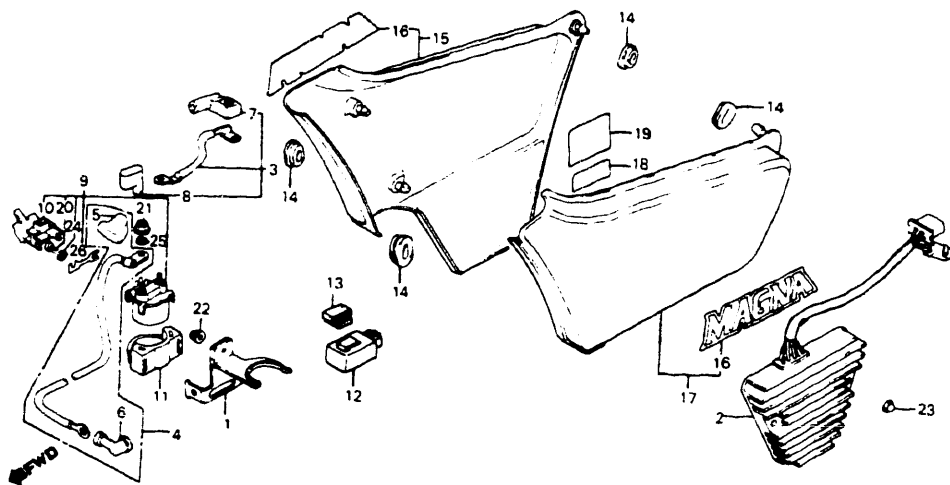
TITLE	PAGE	GRID
AIR CLEANER 84	132	H10
AIR CLEANER 85-86	136	H12
BATTERY	130	H9
BATTERY 84	127	H7
BRAKE CALIPER FR 84	94	G3
BRAKE CALIPER FR 85-86	96	G4
BRAKE MASTER FR	76	F6
BRAKE PANEL RR	102	G7
BRAKE PEDAL	144	I4
CABLES	73	F4
CANISTER 84-85	182	J11
CANISTER 86	184	J12
CLUTCH MASTER CYLINDER	78	F7
CYLINDER	76	F6
FENDER FR	86	F11
FENDER RR 84	155	I9
FENDER RR 85-86	157	I10
FINAL DRIVEN GEAR	106	G9
FOOTPEGS	146	I5
FRAME	176	J8
FUEL PUMP	130	H9
FUEL PUMP 84	127	H7
FUEL TANK 84	111	G11
FUEL TANK 85-86	114	H1
GEARSHIFT PEDAL	144	I4
HANDLEBAR	80	F8
HEADLIGHT	66	F1
HORN	84	F10
IGNITION COIL	168	J4
INSTRUMENTS 84	68	F2
INSTRUMENTS 85-86	70	F3
MAIN STAND	148	I6
MUFFLER 84	139	I1
MUFFLER 85-86	142	I3
RADIATOR 84	170	J5
RADIATOR 85-86	173	J6
RECTIFIER 84	121	H4
SEAT 84	117	H2
SEAT 85-86	119	H3
SHOCK ABSORBER FR	87	F11
SHOCK ABSORBER RR	153	I8
SIDE COVER 84	121	H4
SIDE COVER 85-86	124	H6
SIDE STAND	148	I6
SPARK UNIT 84	155	I9
STEERING STEM	84	F10
SWINGARM	150	I7
SWITCHES	73	F4
TAILLIGHT 84	164	J2
TAILLIGHT 85-86	166	J3
TOOLS	180	J10
TOP BRIDGE	80	F8
TURN SIGNAL	160	I12
WHEEL FR 84	98	G5
WHEEL FR 85-86	100	G6
WHEEL RR	104	G8
WIRE HARNESS	168	J4

VF700C'84 ENGINE NO.; RC21E-2000021 TO 2016382
 VF700C'84 FRAME NO.; RC210-EM000002 TO EM014552
 VF700C'84 ENGINE NO.; RC21E-2000019 TO 2016862
 VF700C'84 FRAME NO.; RC211-EM000003 TO EM002300

VF700C'85 ENGINE NO.; RC21E-2100016 TO 2110238
 VF700C'85 FRAME NO.; RC210-FM100006 TO FM108900
 VF700C'85 ENGINE NO.; RC21E-2100022 TO 2108674
 VF700C'85 FRAME NO.; RC211-FM100007 TO FM101325

VF700C'86 ENGINE NO.; RC21E-2200005 TO 2209873
 VF700C'86 FRAME NO.; RC210-GM200003 TO GM208928
 VF700C'86 ENGINE NO.; RC21E-2200011 TO 2210193
 VF700C'86 FRAME NO.; RC211-GM200001 TO GM201250

SIDE COVER • RECTIFIER - 84



"CAUTION OR WARNING LABELS MUST BE ORDERED SEPARATELY WHEN APPLICABLE"

F14MB1E17

4 = VF700C'84
5 = VF700C'85
6 = VF700C'86

Ref. No.	BLOCK NO. DESCRIPTION	VF700C			AREA CODE	FRAME SERIAL NUMBER		QTY REQ	PART NUMBER	HONDA CODE
		1	2	3		FROM	TO			
		1	1	1						
		9	9	9						
		8	8	8						
		4	5	6						
20	SCREW, PAN, 4X6	4	---	---				2	93500-04006-1H	0753962
21	NUT, HEX., 6MM	4	---	---				2	94002-06080-0S	0712505
	NUT, HEX., 6MM	4	---	---				2	94002-06080-00	0860916
22	NUT, CAP, 6MM	4	---	---				1	94021-06000-0S	0203620
	NUT, CAP, 6MM	4	---	---				1	94021-06020	0057893
	NUT, CAP, 6MM	4	---	---				1	94021-06020-0S	0169516
23	NUT, CAP, 6MM	4	---	---				1	94022-06020	0203109
	NUT, CAP, 6MM	4	---	---				2	94021-06020	0057893
	NUT, CAP, 6MM	4	---	---				2	94021-06020-0S	0169516
	NUT, CAP, 6MM	4	---	---				2	94022-06020	0203109
24	WASHER, SPRING, 4MM	4	---	---				2	94111-04800	0346114
25	WASHER, SPRING, 6MM	4	---	---				2	94111-06800	0258210
26	FUSE F (30A)	4	---	---				2	98200-53000	0412676

Ref. No.	BLOCK NO. DESCRIPTION	VF700C			AREA CODE	FRAME SERIAL NUMBER		QTY REQ	PART NUMBER	HONDA CODE
		1	2	3		FROM	TO			
		1	1	1						
		9	9	9						
		8	8	8						
		4	5	6						
12	RELAY COMP., TURN SIGNAL (MITSUBA)	4	---	---	A	EM014553	-----	1	38301-MF8-773	1833284
	RELAY COMP., TURN SIGNAL (MITSUBA)	4	---	---	A	EM014553	-----	1	38301-MG9-681	1953405
13	SUSPENSION, TURN SIGNAL RELAY	4	---	---			-----	1	38306-KJ6-740	1514900
14	GROMMET, AIR CLEANER CASE	4	---	---			-----	6	83551-300-000	0204990
15	COVER SET, R. SIDE *NH12* (BLACK-Z)	4	---	---			-----	1	836A0-MB1-870ZA	1723774
	COVER SET, R. SIDE *R131CU* (CANDY ANDROMEDA RED)	4	---	---			-----	1	836A0-MB1-870ZB	1723782
16	LABEL, SIDE COVER	4	---	---			-----	2	83605-MB1-870	1723816
17	COVER SET, L. SIDE *NH12* (BLACK-Z)	4	---	---			-----	1	837A0-MB1-870ZA	1723840
	COVER SET, L. SIDE *R131CU* (CANDY ANDROMEDA RED)	4	---	---			-----	1	837A0-MB1-870ZB	1723857
18	LABEL, RESERVE TANK	4	---	---			-----	1	87507-371-671	0471227
19	MARK, RADIATOR CAUTION	4	---	---			-----	1	87508-415-670	0670471
20	SCREW, PAN, 4X6	4	---	---			-----	2	93500-04006-0H	0285627

VF700C'84 ENGINE NO.; RC21E-2000021 TO 2016382
VF700C'84 FRAME NO.; RC210-EM000002 TO EM014552
VF700C'84 ENGINE NO.; RC21E-2000019 TO 2016862
VF700C'84 FRAME NO.; RC211-EM000003 TO EM002300

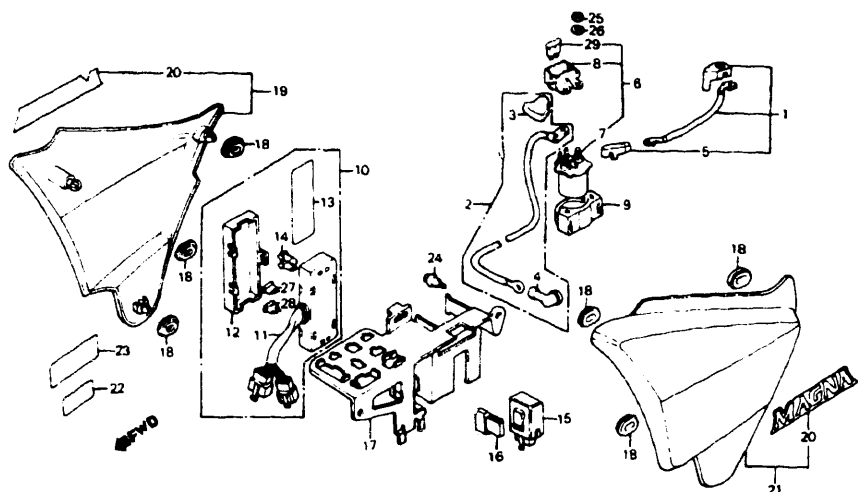
VF700C'85 ENGINE NO.; RC21E-2100016 TO 2110238
VF700C'85 FRAME NO.; RC210-FM100006 TO FM108900
VF700C'85 ENGINE NO.; RC21E-2100022 TO 2108674
VF700C'85 FRAME NO.; RC211-FM100007 TO FM101325

CONTENTS

TITLE	PAGE	GRID
AIR CLEANER 84	132	H10
AIR CLEANER 85-86	136	H12
BATTERY	130	H9
BATTERY 84	127	H7
BRAKE CALIPER, FR 84	94	G3
BRAKE CALIPER, FR 85-86	96	G4
BRAKE MASTER FR	76	F6
BRAKE PANEL, RR	102	G7
BRAKE PEDAL	144	I4
CABLES	73	F4
CANISTER 84-85	182	J11
CANISTER 86	184	J12
CLUTCH MASTER CYLINDER	78	F7
CYLINDER	76	F6
FENDER, FR	86	F11
FENDER, RR 84	155	I9
FENDER, RR 85-86	157	I10
FINAL DRIVEN GEAR	106	G9
FOOTPEGS	146	I5
FRAME	176	J8
FUEL PUMP	130	H9
FUEL PUMP 84	127	H7
FUEL TANK 84	111	G11
FUEL TANK 85-86	114	H1
GEARSHIFT PEDAL	144	I4
HANDLEBAR	80	F8
HEADLIGHT	66	F1
HORN	84	F10
IGNITION COIL	168	J4
INSTRUMENTS 84	68	F2
INSTRUMENTS 85-86	70	F3
MAIN STAND	148	I6
MUFFLER 84	139	I1
MUFFLER 85-86	142	I3
RADIATOR 84	170	J5
RADIATOR 85-86	173	J6
RECTIFIER 84	121	H4
SEAT 84	117	H2
SEAT 85-86	119	H3
SHOCK ABSORBER, FR	87	F11
SHOCK ABSORBER, RR	153	I8
SIDE COVER 84	121	H4
SIDE COVER 85-86	124	H6
SIDE STAND	148	I6
SPARK UNIT 84	155	I9
STEERING STEM	84	F10
SWINGARM	150	I7
SWITCHES	73	F4
TAILLIGHT 84	164	J2
TAILLIGHT 85-86	166	J3
TOOLS	180	J10
TOP BRIDGE	80	F8
TURN SIGNAL	160	I2
WHEEL, FR 84	98	G5
WHEEL, FR 85-86	100	G6
WHEEL, RR	104	G8
WIRE HARNESS	168	J4

GRID **H5**

SIDE COVER - 85-86



"CAUTION OR WARNING LABELS MUST BE ORDERED SEPARATELY WHEN APPLICABLE"

F14MB1E1701

4 = VF700C'84
5 = VF700C'85
6 = VF700C'86

VF700C
1 1 1
9 9 9
8 8 8
4 5 6

A
R
E
A
C
O
D
E

FRAME
S
E
R
I
A
L
N
U
M
B
E
R

Q
T
Y

F
R
O
M
T
O

P
A
R
T
N
U
M
B
E
R

H
O
N
D
A
C
O
D
E

Ref. No. BLOCK NO. F-17-1
DESCRIPTION

Ref. No.	DESCRIPTION	VF700C	A R E A C O D E	FRAME S E R I A L N U M B E R	Q T Y	P A R T N U M B E R	H O N D A C O D E
1	CABLE, STARTER BATTERY	5 6			1	32401-MK3-000	2020048
2	CABLE, STARTING MOTOR	5 6			1	32402-MK3-000	2020055
3	COVER, MAGNETIC SWITCH TERMINAL	5			1	32411-MB0-000	1275734
		6	A		1	32411-MB0-000	1275734
		6	AC	GM200576	1	32411-MB0-000	1275734
	COVER B, STARTER MAGNETIC	6	AC	GM200577	1	32414-MK3-000	2525970
4	COVER, STARTING MOTOR TERMINAL	5 6			1	32411-230-000	0208652
	COVER, STARTING MOTOR TERMINAL	5 6			1	32411-253-000	0177360
5	COVER A, MAGNETIC SWITCH	5			1	32415-425-000	0717975
		6	A		1	32415-425-000	0717975
	COVER A, STARTING MAGNETIC	6	A	GM200183	1	32404-MK3-000	2400133
		6	AC		1	32404-MK3-000	2400133
6	SWITCH ASSY., STARTER MAGNETIC	5 6			1	35850-MK3-671	2020477
7	SWITCH COMP., STARTER MAGNETIC	5 6			1	35851-MF5-751	2028538
8	HOLDER ASSY., FUSE	5 6			1	35855-MG7-751	2247831
9	RUBBER, SHOCK	5 6			1	35856-MF5-751	2008944
10	BOX ASSY., FUSE	5 6			1	38200-MK3-015	2247864

4 = VF700C'84
5 = VF700C'85
6 = VF700C'86

VF700C
1 1 1
9 9 9
8 8 8
4 5 6

A
R
E
A
C
O
D
E

FRAME
S
E
R
I
A
L
N
U
M
B
E
R

Q
T
Y

P
A
R
T
N
U
M
B
E
R
H
O
N
D
A
C
O
D
E

Ref. No. BLOCK NO. F-17-1
DESCRIPTION

Ref. No.	DESCRIPTION	VF700C	A R E A C O D E	FRAME S E R I A L N U M B E R	Q T Y	P A R T N U M B E R	H O N D A C O D E
11	PLATE, FUSE	5			1	38201-MK3-005	2020683
	PLATE, FUSE	6			1	38201-MK3-015	2247872
12	COVER, FUSE	5			1	38202-MK3-005	2020691
	COVER, FUSE	6			1	38202-MK3-015	2247880
13	LABEL, FUSE	5 6			1	38215-MK3-671	2020717
	LABEL, FUSE	5 6			1	38215-MR1-670	2946093
14	PULLER, FUSE (DAIICHI)	5 6			1	38235-SA5-004	1131143
15	RELAY COMP., TURN SIGNAL (TATEISHI)	5 6			1	38301-MF8-771	1591429
	RELAY COMP., TURN SIGNAL (MITSUBA)	5 6			1	38301-MF8-773	1833284
	RELAY COMP., TURN SIGNAL (MITSUBA)	5 6			1	38301-MG9-681	1953405
16	SUSPENSION, TURN SIGNAL RELAY	5 6			1	38306-KJ6-740	1514900
17	PLATE, ELECTRIC	5 6			1	50325-MK3-000	2021657
18	GROMMET, AIR CLEANER CASE	5 6			6	83551-300-000	0204990
19	COVER SET, R. SIDE *R130CU* (CANDY SCORPIO RED)	5			1	836A0-MK3-000ZB	2023109
	COVER SET, R. SIDE *NH1Z* (BLACK-Z)	5 6			1	836A0-MK3-000ZA	2023091
	COVER SET, R. SIDE *R101CU* (CANDY GLORY RED)	6			1	836A0-MK3-000ZC	2248193
20	LABEL, SIDE COVER	5 6			2	83605-MK3-300	2023117
21	COVER SET, L. SIDE *R130CU* (CANDY SCORPIO RED)	5			1	837A0-MK3-000ZB	2023166
	COVER SET, L. SIDE *NH1Z* (BLACK-Z)	5 6			1	837A0-MK3-000ZA	2023158
	COVER SET, L. SIDE *R101CU* (CANDY GLORY RED)	6			1	837A0-MK3-000ZC	2248201
22	LABEL, RESERVE TANK	5 6			1	87507-371-671	0471227
23	MARK, RADIATOR CAUTION	5 6			1	87508-415-670	0670471
24	BOLT, FLANGE, 6MM	5 6			2	90111-187-000	1032069
25	NUT, HEX., 6MM	5 6			2	94002-06080-0S	0712505
	NUT, HEX., 6MM	5 6			2	94002-06080-00	0860916
26	WASHER, SPRING, 6MM	5 6			2	94111-06800	0258210

CONTENTS

TITLE	PAGE	GRID
AIR CLEANER 84	132	H10
AIR CLEANER 85-86	136	H12
BATTERY	130	H9
BATTERY 84	127	H7
BRAKE CALIPER, FR 84	94	G3
BRAKE CALIPER, FR 85-86	96	G4
BRAKE MASTER, FR	76	F6
BRAKE PANEL, RR	102	G7
BRAKE PEDAL	144	I4
CABLES	73	F4
CANISTER 84-85	182	J11
CANISTER 86	184	J12
CLUTCH MASTER CYLINDER	78	F7
CYLINDER	76	F6
FENDER, FR	86	F11
FENDER, RR 84	155	I9
FENDER, RR 85-86	157	I10
FINAL DRIVEN GEAR	106	G9
FOOTPEGS	146	I5
FRAME	176	J8
FUEL PUMP	130	H9
FUEL PUMP 84	127	H7
FUEL TANK 84	111	G11
FUEL TANK 85-86	114	H1
GEARSHIFT PEDAL	144	I4
HANDLEBAR	80	F8
HEADLIGHT	66	F1
HORN	84	F10
IGNITION COIL	168	J4
INSTRUMENTS 84	68	F2
INSTRUMENTS 85-86	70	F3
MAIN STAND	148	I6
MUFFLER 84	139	I1
MUFFLER 85-86	142	I3
RADIATOR 84	170	J5
RADIATOR 85-86	173	J6
RECTIFIER 84	121	H4
SEAT 84	117	H2
SEAT 85-86	119	H3
SHOCK ABSORBER, FR	87	F11
SHOCK ABSORBER, RR	153	I8
SIDE COVER 84	121	H4
SIDE COVER 85-86	124	H6
SIDE STAND	148	I6
SPARK UNIT 84	155	I9
STEERING STEM	84	F10
SWINGARM	150	I7
SWITCHES	73	F4
TAILLIGHT 84	164	J2
TAILLIGHT 85-86	166	J3
TOOLS	180	J10
TOP BRIDGE	80	F8
TURN SIGNAL	160	I12
WHEEL, FR 84	98	G5
WHEEL, FR 85-86	100	G6
WHEEL, RR	104	G8
WIRE HARNESS	168	J4

124 © AMERICAN HONDA MOTOR CO. LTD. 1993

H6

© AMERICAN HONDA MOTOR CO. LTD. 1993 125

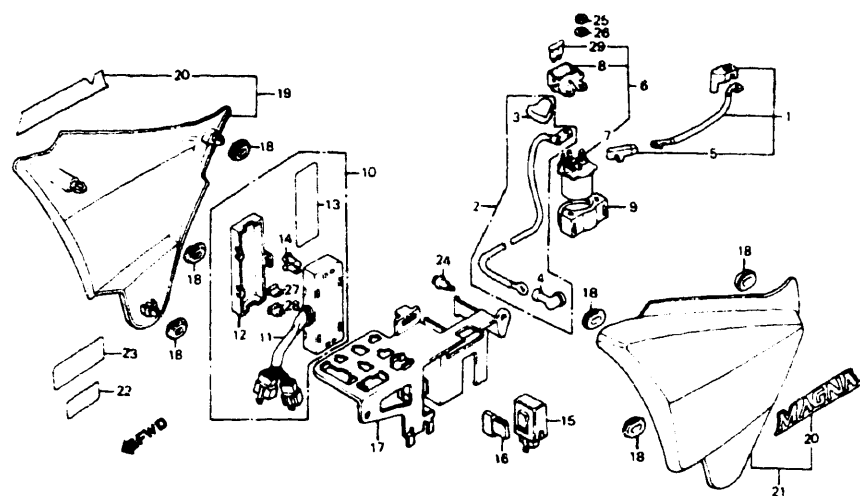
VF700C'84 ENGINE NO.; RC21E-2000021 TO 2016382
VF700C'84 FRAME NO.; RC210-EM000002 TO EM014552
VF700C'84 ENGINE NO.; RC21E-2000019 TO 2016862
VF700C'84 FRAME NO.; RC211-EM000003 TO EM002300

VF700C'85 ENGINE NO.; RC21E-2100016 TO 2110238
VF700C'85 FRAME NO.; RC210-FM100006 TO FM108900
VF700C'85 ENGINE NO.; RC21E-2100022 TO 2108674
VF700C'85 FRAME NO.; RC211-FM100007 TO FM101325

VF700C'86 ENGINE NO.; RC21E-2200005 TO 2209873
VF700C'86 FRAME NO.; RC210-GM200003 TO GM208928
VF700C'86 ENGINE NO.; RC21E-2200011 TO 2210193
VF700C'86 FRAME NO.; RC211-GM200001 TO GM201250

GRID **H6**

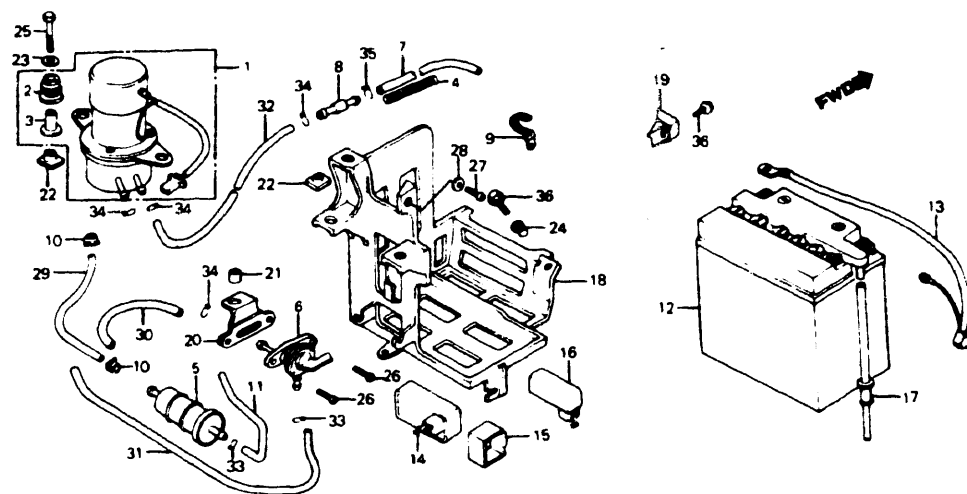
SIDE COVER - 85-86



"CAUTION OR WARNING LABELS MUST BE ORDERED SEPARATELY WHEN APPLICABLE"

F14MB1E1701

BATTERY • FUEL PUMP - 84



F14MB1E18

CONTENTS

TITLE	PAGE	GRID
AIR CLEANER 84	132	H10
AIR CLEANER 85-86	136	H12
BATTERY	130	H9
BATTERY 84	127	H7
BRAKE CALIPER FR 84	94	G3
BRAKE CALIPER FR 85-86	96	G4
BRAKE MASTER FP.	76	F6
BRAKE PANEL RR	102	G7
BRAKE PEDAL	144	I4
CABLES	73	F4
CANISTER 84-85	182	J11
CANISTER 86	184	J12
CLUTCH MASTER CYLINDER	78	F7
CYLINDER	76	F6
FENDER FR	86	F11
FENDER RR 84	155	I9
FENDER RR 85-86	157	I10
FINAL DRIVEN GEAR	106	G9
FOOTPEGS	146	I5
FRAME	176	J8
FUEL PUMP	130	H9
FUEL PUMP 84	127	H7
FUEL TANK 84	111	G11
FUEL TANK 85-86	114	H1
GEARSHIFT PEDAL	144	I4
HANDLEBAR	80	F8
HORN	84	F10
IGNITION COIL	168	J4
INSTRUMENTS 84	68	F2
INSTRUMENTS 85-86	70	F3
MAIN STAND	148	I6
MUFFLER 84	139	I1
MUFFLER 85-86	142	I3
RADIATOR 84	170	J5
RADIATOR 85-86	173	J6
RECTIFIER 84	121	H4
SEAT 84	117	H2
SEAT 85-86	119	H3
SHOCK ABSORBER FR	87	F11
SHOCK ABSORBER RR	153	I8
SIDE COVER 84	121	H4
SIDE COVER 85-86	124	H6
SIDE STAND	148	I6
SPARK UNIT 84	155	I9
STEERING STEM	84	F10
SWINGARM	150	I7
SWITCHES	73	F4
TAILLIGHT 84	164	J2
TAILLIGHT 85-86	166	J3
TOOLS	180	J13
TOP BRIDGE	80	F8
TURN SIGNAL	160	I2
WHEEL FR 84	138	G5
WHEEL FR 85-86	100	G6
WHEEL RR	104	G8
WIRE HARNESS	168	J4

Ref. No.	BLOCK NO. F-17-1 DESCRIPTION	VF700C			AREA CODE	FRAME SERIAL NUMBER		QTY REQ	PART NUMBER	HONDA CODE
		1	2	3		FROM	TO			
4 = VF700C'84 5 = VF700C'85 6 = VF700C'86		1	1	1						
		9	9	9						
		8	8	8						
		4	5	6						
27	FUSE, BLADE (10A)	--	5	6				6	98200-31000	1644228
28	FUSE, BLADE (15A)	--	5	6				3	98200-31500	1644244
29	FUSE, BLADE (30A)	--	5	6				2	98200-33000	1644251

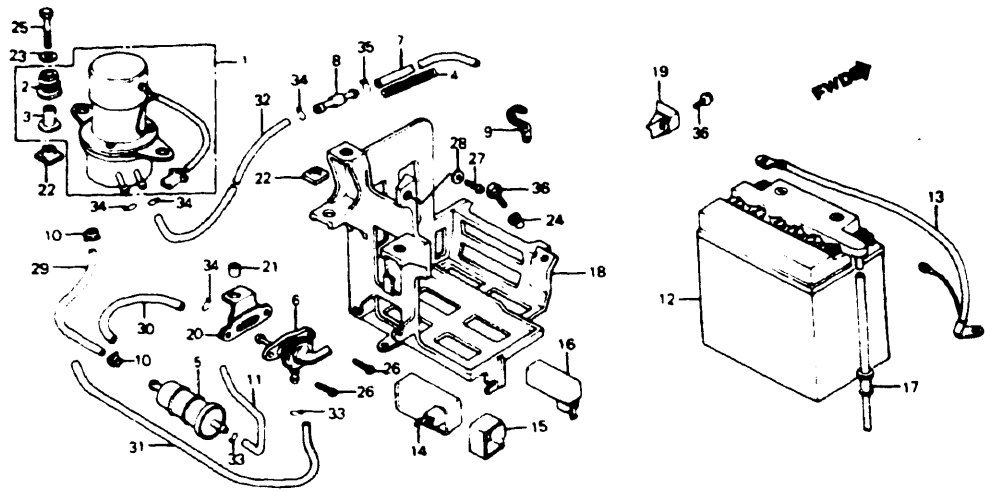
Ref. No.	BLOCK NO. F-18 DESCRIPTION	VF700C			AREA CODE	FRAME SERIAL NUMBER		QTY REQ	PART NUMBER	HONDA CODE
		1	2	3		FROM	TO			
4 = VF700C'84 5 = VF700C'85 6 = VF700C'86		1	1	1						
		9	9	9						
		8	8	8						
		4	5	6						
1	PUMP ASSY., FUEL	4	--	--				1	16700-MB1-025	1730829
2	RUBBER, FUEL PUMP MOUNTING	4	--	--				2	16711-605-300	0539411
3	COLLAR, FUEL PUMP DISTANCE	4	--	--				2	16712-MB1-000	1244250
4	SPRING, FUEL TUBE COVER	4	--	--				1	16715-MB1-000	1260215
5	STRAINER COMP., FUEL	4	--	--				1	16900-371-004	0404327
6	VALVE ASSY., FUEL	4	--	--				1	16950-MB1-005	1244276
7	TUBE C, FUEL	4	--	--				1	16955-MB1-701	1723865
8	JOINT, FUEL TUBE	4	--	--				1	16959-MB1-000	1244375
9	CLAMP, FUEL TUBE	4	--	--				1	16960-MB1-000	1260223
10	CLIP, FUEL HOSE	4	--	--				2	16969-MB1-000	1244383
11	TUBE B, FUEL	4	--	--				1	17512-MB1-700	1290352
12	BATTERY (12V 14AH YUASA)	4	--	--				1	31500-MB1-671	1246115
	BATTERY (12V 14AH YUASA)	4	--	--				1	31500-MB1-672	3046406
13	CABLE, BATTERY GROUND	4	--	--				1	32601-MB1-000	1246297
14	RELAY, FUEL CUT	4	--	--				1	36100-MB1-701	1291426
15	SUSPENSION, FUEL CUT RELAY	4	--	--				1	36101-MB1-000	1246990

VF700C'84 ENGINE NO.; RC21E-2000021 TO 2016382
 VF700C'84 FRAME NO.; RC210-EM000002 TO EM014552
 VF700C'84 ENGINE NO.; RC21E-2000019 TO 2016862
 VF700C'84 FRAME NO.; RC211-EM000003 TO EM002300

VF700C'85 ENGINE NO.; RC21E-2100016 TO 2110238
 VF700C'85 FRAME NO.; RC210-FM100006 TO FM108900
 VF700C'85 ENGINE NO.; RC21E-2100022 TO 2108674
 VF700C'85 FRAME NO.; RC211-FM100007 TO FM101325

VF700C'86 ENGINE NO.; RC21E-2200005 TO 2209873
 VF700C'86 FRAME NO.; RC210-GM200003 TO GM208928
 VF700C'86 ENGINE NO.; RC21E-2200011 TO 2210193
 VF700C'86 FRAME NO.; RC211-GM200001 TO GM201250

BATTERY • FUEL PUMP - 84



F14MB1E18

Ref No	BLOCK NO DESCRIPTION	VF700C			AREA CODE	FRAME SERIAL NUMBER		QTY REQ	PART NUMBER	HONDA CODE
		1	9	8		4	5			
	4 = VF700C 84 5 = VF700C 85 6 = VF700C 86	1	9	8						
	16 CHECK UNIT, PILOT LAMP	4	---	---				1	37640-MB1-701	1291434
	17 TUBE, BATTERY	4	---	---				1	50238-MB1-000	1260637
	18 BOX COMP., BATTERY	4	---	---				1	50320-MB1-700	1291806
	19 PLATE, BATTERY HOLDER	4	---	---				1	50322-MB1-700	1291814
	20 STAY, FUEL VALVE	4	---	---				1	50330-MB1-000	1248665
	21 COLLAR, FUEL VALVE STAY	4	---	---				1	50331-MB1-000	1248673
	22 NUT, SPECIAL, 6MM	4	---	---				3	90302-MB1-000	1251248
	23 WASHER, 6MM	4	---	---				2	90506-634-000	0954016
	24 WASHER, 6X20	4	---	---				1	90512-300-000	0191494
	25 BOLT, HEX., 6X32	4	---	---				2	92000-06032-0H	1723873
	26 SCREW, PAN, 6X12	4	---	---				2	93500-06012-0A	0182360
	27 SCREW, PAN, 6X22	4	---	---				1	93500-06022-0A	0712430
	28 WASHER, PLAIN, 6MM	4	---	---				1	94101-06800	0345900
	29 TUBE, 5.3X210 (BULK HOSE: 95001-55008-20M)	4	---	---				1	95001-55210-20	1294289

Ref No	BLOCK NO DESCRIPTION	VF700C			AREA CODE	FRAME SERIAL NUMBER		QTY REQ	PART NUMBER	HONDA CODE
		1	9	8		4	5			
	4 = VF700C 84 5 = VF700C 85 6 = VF700C 86	1	9	8						
	30 TUBE, 5.5X240 (BULK HOSE: 95001-55008-20M)	4	---	---				1	95001-55240-20	1385137
	31 TUBE, 5.5X340 (BULK HOSE: 95001-55008-20M)	4	---	---				1	95001-55340-20	1385145
	32 TUBE, 5.5X820 (BULK HOSE: 95001-55008-20M)	4	---	---				1	95001-55820-20	1260934
	33 CLIP A11, TUBE	4	---	---				2	95002-01110	0939843
	34 CLIP A12, TUBE	4	---	---				4	95002-01120	0262063
	35 CLIP, TUBE, B10	4	---	---				1	95002-02100	0250985
	36 BOLT, FLANGE, 6X14	4	---	---				2	95700-06014-08	0840587
	BOLT, FLANGE, 6X14	4	---	---				2	95701-06014-08	2374742

CONTENTS

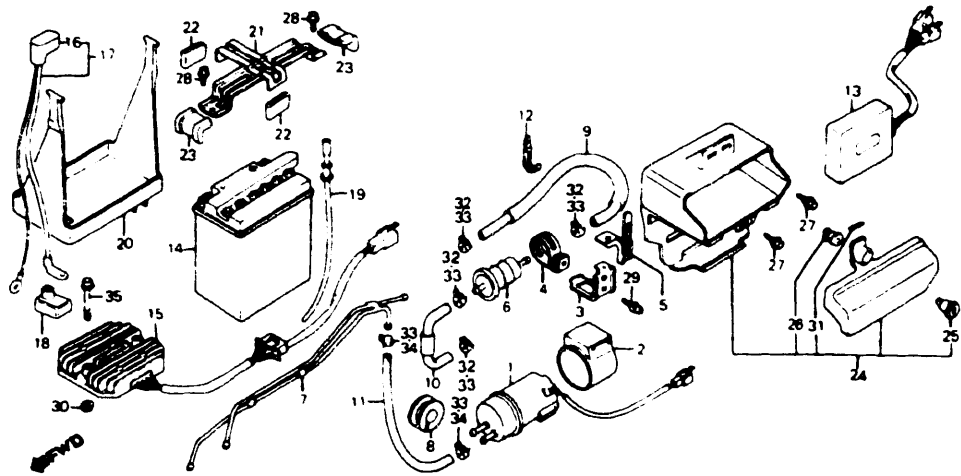
TITLE	PAGE	GRID
AIR CLEANER 84	132	H10
AIR CLEANER 85-86	136	H12
BATTERY	130	H9
BATTERY 84	127	H7
BRAKE CALIPER FR 84	94	G3
BRAKE CALIPER FR 85-86	96	G4
BRAKE MASTER FR	76	F6
BRAKE PANEL RR	102	G7
BRAKE PEDAL	144	I4
CABLES	73	F4
CANISTER 84-85	182	J11
CANISTER 86	184	J12
CLUTCH MASTER CYLINDER	78	F7
CYLINDER	76	F6
FENDER FR	86	F11
FENDER FR 84	155	I9
FENDER FR 85-86	157	I10
FINAL DRIVEN GEAR	106	G9
FOOTPEGS	146	I5
FRAME	176	J8
FUEL PUMP	130	H9
FUEL PUMP 84	127	H7
FUEL TANK 84	111	H11
FUEL TANK 85-86	114	H1
GEARSHIFT PEDAL	144	I4
HANDLEBAR	80	F8
HEADLIGHT	66	F1
HORN	84	F10
IGNITION COIL	168	J4
INSTRUMENTS 84	68	F2
INSTRUMENTS 85-86	70	F3
MAIN STAND	148	I6
MUFFLER 84	139	I1
MUFFLER 85-86	142	I3
RADIATOR 84	170	J5
RADIATOR 85-86	173	J6
RECTIFIER 84	121	H4
SEAT 84	117	H2
SEAT 85-86	119	H3
SHOCK ABSORBER FR	87	F11
SHOCK ABSORBER RR	153	I8
SIDE COVER 84	121	H4
SIDE COVER 85-86	124	H6
SIDE STAND	148	I6
SPARK UNIT 84	155	I9
STEERING STEM	84	F10
SWINGARM	150	I7
SWITCHES	73	F4
TAILLIGHT 84	164	J2
TAILLIGHT 85-86	166	J3
TOOLS	180	J10
TOP BRIDGE	80	F8
TURN SIGNAL	160	I12
WHEEL FR 84	98	G5
WHEEL FR 85-86	100	G6
WHEEL RR	104	G8
WIRE HARNESS	168	J4

VF700C'84 ENGINE NO.; RC21E-2000021 TO 2016382
 VF700C'84 FRAME NO.; RC210-EM00C002 TO EM014552
 VF700C'84 ENGINE NO.; RC21E-2000019 TO 2016862
 VF700C'84 FRAME NO.; RC211-EM000003 TO EM002300

VF700C'85 ENGINE NO.; RC21E-2100016 TO 2110238
 VF700C'85 FRAME NO.; RC210-FM100006 TO FM108900
 VF700C'85 ENGINE NO.; RC21E-2100022 TO 2108674
 VF700C'85 FRAME NO.; RC211-FM100007 TO FM101325

VF700C'86 ENGINE NO.; RC21E-2200005 TO 2209873
 VF700C'86 FRAME NO.; RC210-GM200003 TO GM208928
 VF700C'86 ENGINE NO.; RC21E-2200011 TO 2210193
 VF700C'86 FRAME NO.; RC211-GM200001 TO GM201250

BATTERY • FUEL PUMP



Ref No	BLOCK NO	F-18-1	VF700C			AREA CODE	FRAME SERIAL NUMBER		QTY REQ	PART NUMBER	HONDA CODE
			1	9	8		4	5			
4	VF700C'84		1	9	8						
5	VF700C'85		1	9	8						
6	VF700C'86		1	9	8						
1	PUMP ASSY., FUEL		5	6				1	16710-MK3-005	2017663	
2	RUBBER, FUEL PUMP MOUNTING		5	6				1	16711-MK3-000	2017671	
3	STAY, FUEL PUMP		5	6				1	16712-MK3-000	2017689	
4	HOLDER, FUEL STRAINER		5	6				1	16713-MK3-000	2017697	
5	STAY, FUEL PUMP (B)		5	6				1	16714-MK3-000	2017705	
6	STRAINER COMP., FUEL		5	6				1	16900-371-004	0404327	
7	PIPE A, FUEL		5	6				1	16951-MK3-000	2017754	
	PIPE COMP., FUEL		5	6				1	16951-MK3-771	2294841	
8	GUIDE, FUEL TUBE		5	6				1	16953-MK3-000	2017770	
9	TUBE, FUEL		5	6				1	16956-MK3-000	2017796	
10	TUBE, FUEL		5	6				1	16957-MK3-000	2017804	
11	TUBE, FUEL		5	6				1	16958-MK3-000	2017812	
12	CLAMP, FUEL TUBE		5	6				1	16960-MK3-000	2017838	
13	SPARK UNIT		5	6				1	30400-MK3-004	2019701	
14	BATTERY (12V 14AH YUASA)		5	6				1	31500-MB1-671	1246115	
	BATTERY (12V 14AH YUASA)		5	6				1	31500-MB1-672	3046406	

Ref No	BLOCK NO	F-18-1	VF700C			AREA CODE	FRAME SERIAL NUMBER		QTY REQ	PART NUMBER	HONDA CODE
			1	9	8 <th>4</th> <th>5</th> <th>6</th> <th>FROM</th> <th>TO</th>		4	5			
4	VF700C'84		1	9	8						
5	VF700C'85		1	9	8						
6	VF700C'86		1	9	8						
15	RECTIFIER ASSY., REGULATE		5	6				1	31600-MK3-000	2019974	
16	COVER, MAGNETIC SWITCH TERMINAL		5	6				1	32411-MB0-000	1275734	
	COVER, MAGNETIC SWITCH TERMINAL		5	6				1	32412-MB0-000	1246263	
	COVER, BATTERY TERMINAL		5	6				1	32412-MJ0-920	2247765	
17	CABLE, BATTERY GROUND		5	6				1	32601-MK3-000	2020063	
	CABLE, BATTERY GROUND		5	6				1	32601-MK3-770	2247773	
18	COVER, TERMINAL		5	6				1	32612-MJ6-000	2247781	
19	TUBE, BATTERY		5	6				1	50238-MK3-000	2021566	
20	TRAY, BATTERY		5	6				1	50321-MK3-000	2021616	
21	PLATE, BATTERY HOLDER		5	6				1	50322-MK3-000	2021624	
22	RUBBER, BATTERY HOLDER		5	6				2	50323-MK3-000	2021632	
23	RUBBER, BATTERY HOLDER		5	6				2	50327-MB4-000	1389335	
24	BOX COMP., TOOL		5	6				1	83500-MK3-000	2023026	
25	BODY, KEY		5	6				1	83507-422-000	4223171	
26	STOPPER, KEY BODY		5	6				1	83508-KB6-000	3776358	
	STOPPER, KEY BODY		5	6				1	83508-438-000	0769190	
27	BOLT, FLANGE, 6MM		5	6				2	90111-187-000	1032069	
	BOLT, FLANGE, 6MM		5	6				2	90116-ME9-000	1371038	
28	BOLT, SPECIAL, 6X14		5	6				2	90113-KB7-910	2023455	
29	SCREW-WASHER, 5X12		5	6				1	93893-05012-07	0692665	
30	NUT, FLANGE, 6MM		5	6				1	94050-06080	0612689	
31	PIN, SPRING, 2X14		5	6				1	94305-20141	0769208	
32	CLIP, TUBE, B10		5	6				4	95002-02100	0250985	
33	CLIP, TUBE		5	6				6	95002-41000-08	0660829	
34	CLIP, TUBE, 10.5MM		5	6				2	95002-41050-08	0622357	
35	BOLT, FLANGE, 6X40		5	6				1	95700-06040-08	0252320	
	BOLT, FLANGE, 6X40		5	6				1	95701-06040-08	2105872	

CONTENTS

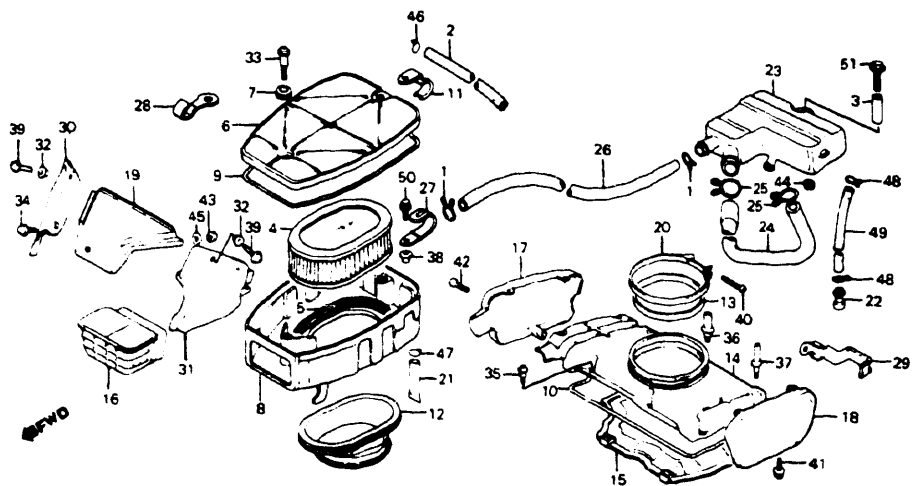
TITLE	PAGE	GRID
AIR CLEANER 84	132	H10
AIR CLEANER 85-86	136	H12
BATTERY	130	H9
BATTERY 84	127	H7
BRAKE CALIPER FR 84	94	G3
BRAKE CALIPER FR 85-86	96	G4
BRAKE MASTER FR	76	F6
BRAKE PANEL RR	102	G7
BRAKE PEDAL	144	I4
CABLES	73	F4
CANISTER 84-85	182	J11
CANISTER 86	164	J12
CLUTCH MASTER CYLINDER	78	F7
CYLINDER	76	F6
FENDER FR	86	F11
FENDER RR 84	155	I9
FENDER RR 85-86	157	I10
FINAL DRIVEN GEAR	106	G9
FOOTPEGS	146	I5
FRAME	76	J8
FUEL PUMP	130	H9
FUEL PUMP 84	127	H7
FUEL TANK 84	111	G11
FUEL TANK 85-86	114	H1
GEARSHIFT PEDAL	144	I4
HANDLEBAR	80	F8
HEADLIGHT	66	F1
HORN	84	F10
IGNITION COIL	168	J4
INSTRUMENTS 84	68	F2
INSTRUMENTS 85-86	70	F3
MAIN STAND	148	I6
MUFFLER 84	139	I1
MUFFLER 85-86	142	I3
RADIATOR 84	170	J5
RADIATOR 85-86	173	J6
RECTIFIER 84	121	H4
SEAT 84	117	H2
SEAT 85-86	119	H3
SHOCK ABSORBER FR	87	F11
SHOCK ABSORBER RR	153	I8
SIDE COVER 84	121	H4
SIDE COVER 85-86	124	H6
SIDE STAND	148	I6
SPARK UNIT 84	155	I9
STEERING STEM	84	F10
SWINGARM	150	I7
SWITCHES	73	F4
TAILLIGHT 84	164	J2
TAILLIGHT 85-86	166	J3
TOOLS	180	J10
TOP BRIDGE	80	F8
TURN SIGNAL	160	I12
WHEEL FR 84	98	G5
WHEEL FR 85-86	100	G6
WHEEL RR	104	G8
WIRE HARNESS	168	J4

VF700C'84 ENGINE NO.; RC21E-2000021 TO 2016382
 VF700C'84 FRAME NO.; RC210-EM000002 TO EM014552
 VF700C'84 ENGINE NO.; RC21E-2000019 TO 2016862
 VF700C'84 FRAME NO.; RC211-EM000003 TO EM002300

VF700C'85 ENGINE NO.; RC21E-2100016 TO 2110238
 VF700C'85 FRAME NO.; RC210-FM100006 TO FM108900
 VF700C'85 ENGINE NO.; RC21E-2100022 TO 2108674
 VF700C'85 FRAME NO.; RC211-FM100007 TO FM101325

VF700C'86 ENGINE NO.; RC21E-2200005 TO 2209873
 VF700C'86 FRAME NO.; RC210-GM200003 TO GM208928
 VF700C'86 ENGINE NO.; RC21E-2200011 TO 2210193
 VF700C'86 FRAME NO.; RC211-GM200001 TO GM201250

AIR CLEANER - 84



F14MB1E19

4 = VF700C'84
5 = VF700C'85
6 = VF700C'86

Ref. No.	BLOCK NO. DESCRIPTION	VF700C			AREA CODE	FRAME SERIAL NUMBER		QTY REQ	PART NUMBER	HONDA CODE
		4	5	6		FROM	TO			
1	CLIP, BREATHER TUBE	4	---	---	---	---	---	2	15772-551-000	0501353
	CLIP, BREATHER TUBE	4	---	---	---	---	---	2	15772-551-680	0531087
2	TUBE, FUEL, 7.3x170	4	---	---	---	---	---	1	16955-MB0-701	1724558
3	COLLAR, AIR CLEANER BRACKET	4	---	---	---	---	---	1	17202-415-000	0667154
4	ELEMENT, AIR CLEANER	4	---	---	---	---	---	1	17210-MB1-000	1244409
5	GASKET, ELEMENT	4	---	---	---	---	---	1	17215-MB1-300	1244433
6	COVER, AIR CLEANER CASE	4	---	---	---	---	---	1	17220-MB1-700	1290170
7	GROMMET, AIR CLEANER CASE COVER	4	---	---	---	---	---	2	17221-MB1-000	1244508
8	CASE, AIR CLEANER	4	---	---	---	---	---	1	17230-MB1-700	1290204
9	SEAL, AIR CLEANER COVER	4	---	---	---	---	---	1	17212-GJ5-000	1703636
	SEAL, AIR CLEANER CASE	4	---	---	---	---	---	1	17212-GR1-000	2500007
	SEAL, AIR CLEANER COVER	4	---	---	---	---	---	1	17212-KJ9-000	1698190
	SEAL, AIR CLEANER COVER	4	---	---	---	---	---	1	17219-HB3-000	2130276
	GASKET, AIR CLEANER COVER	4	---	---	---	---	---	1	17222-MN4-405	2941573
	SEAL, AIR CLEANER CASE	4	---	---	---	---	---	1	17231-MB1-000	1244581
	SEAL, AIR CLEANER CASE	4	---	---	---	---	---	1	17231-MB2-000	1427509

4 = VF700C'84
5 = VF700C'85
6 = VF700C'86

Ref. No.	BLOCK NO. DESCRIPTION	VF700C			AREA CODE	FRAME SERIAL NUMBER		QTY REQ	PART NUMBER	HONDA CODE
		4	5	6		FROM	TO			
10	GASKET, AIR CLEANER COVER	4	---	---	---	---	---	1	17222-MN4-405	2941573
	SEAL, AIR CLEANER BASE	4	---	---	---	---	---	1	17232-MB1-000	1244607
11	CLAMP, TUBE	4	---	---	---	---	---	1	17241-MB0-700	1723881
12	TUBE, CHAMBER JOINT	4	---	---	---	---	---	1	17245-MB1-000	1244623
13	RING, JOINT TUBE	4	---	---	---	---	---	1	17247-MB1-000	1244631
14	COVER COMP., AIR CLEANER BASE	4	---	---	---	---	---	1	17251-MB1-701	1488857
15	NET COMP., AIR CLEANER BASE	4	---	---	---	---	---	1	17252-MB1-700	1548445
16	DUCT, AIR CLEANER IN.	4	---	---	---	---	---	1	17254-MB1-670	1244680
17	COVER, R. AIR CLEANER CHAMBER	4	---	---	---	---	---	1	17255-MB1-000	1244706
18	COVER, L. AIR CLEANER CHAMBER	4	---	---	AC	---	---	1	17256-MB1-000	1244714
	COVER, L. AIR CLEANER CHAMBER	4	---	---	---	---	---	1	17256-MB1-880	1723899
19	COVER, IN. DUCT	4	---	---	---	---	---	1	17260-MB1-000	1244730
20	BAND B, CHAMBER JOINT TUBE	4	---	---	---	---	---	1	17349-MB1-000	1244755
	BAND, CHAMBER JOINT TUBE	4	---	---	---	---	---	1	17349-MK3-000	2018083
21	TUBE, DRAIN	4	---	---	---	---	---	1	17359-MA2-000	1059005
22	PLUG, BREATHER TUBE	4	---	---	---	---	---	1	17370-419-700	0669002
23	TANK, STORAGE	4	---	---	---	---	---	1	17551-MB1-000	1244987
24	TUBE, BREATHER	4	---	---	---	---	---	1	17553-MB1-000	1245026
25	CLIP, BREATHER TUBE	4	---	---	---	---	---	2	17554-MB0-000	1260264
26	TUBE, RETURN	4	---	---	---	---	---	1	17555-MB1-000	1245042
27	CLIP, WIRE HARNESS	4	---	---	---	---	---	1	32170-443-850	1323468
	CLAMP	4	---	---	---	---	---	1	91403-663-000	1251669
28	CLIP, CLUTCH CABLE	4	---	---	---	---	---	1	45469-399-000	1179266
29	GUIDE, BATTERY BREATHER TUBE	4	---	---	---	---	---	1	50527-MB1-000	1260645
30	COVER, R. FR. SIDE	4	---	---	---	---	---	1	61402-MB1-000	1250075
31	COVER, L. FR. SIDE	4	---	---	---	---	---	1	61403-MB1-000	1250083
32	COLLAR, SIDE COVER	4	---	---	---	---	---	2	61406-MB1-000	1260744
33	BOLT, AIR CLEANER COVER SETTING	4	---	---	---	---	---	2	90102-MB1-000	1250851
34	SCREW, SPECIAL, 5X12	4	---	---	---	---	---	1	90105-MB1-000	1250919
35	SCREW, PAN, 4X15	4	---	---	---	---	---	4	90141-MB0-000	1251024
36	SCREW A, AIR CLEANER BASE COVER FIXING	4	---	---	---	---	---	1	90141-MB1-000	1251032

CONTENTS

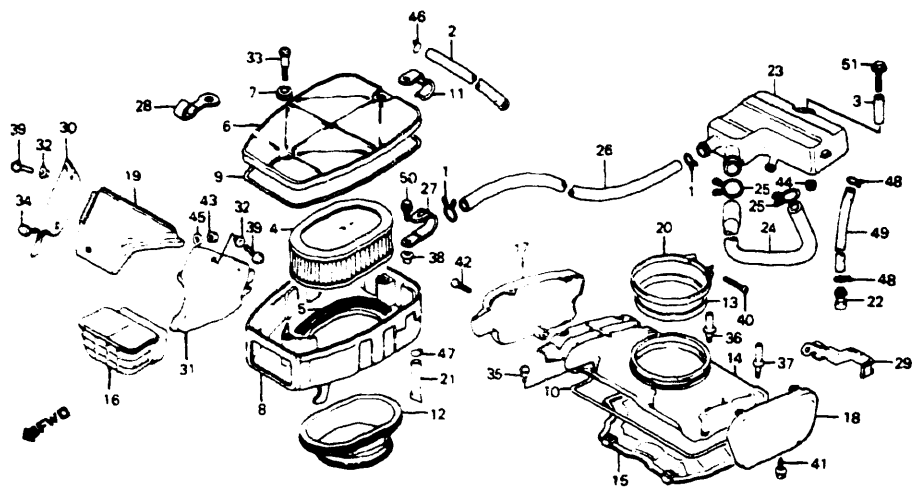
TITLE	PAGE	GRID
AIR CLEANER 84	132	H10
AIR CLEANER 85-86	136	H12
BATTERY	130	H9
BATTERY 84	127	H7
BRAKE CALIPER FR 84	94	G3
BRAKE CALIPER FR 85-86	96	G4
BRAKE MASTER FR	76	F6
BRAKE PANEL RR	102	G7
BRAKE PEDAL	144	I4
CABLES	73	F4
CANISTER 84-85	182	J11
CANISTER 86	184	J12
CLUTCH MASTER CYLINDER	78	F7
CYLINDER	76	F6
FENDER FR	86	F11
FENDER RR 84	155	I9
FENDER RR 85-86	157	I10
FINAL DRIVEN GEAR	06	G9
FOOTPEGS	146	I5
FRAME	176	J8
FUEL PUMP	130	H9
FUEL PUMP 84	127	H7
FUEL TANK 84	111	G11
FUEL TANK 85-86	114	H1
GEARSHIFT PEDAL	144	I4
HANDLEBAR	80	F8
HEADLIGHT	66	F1
HORN	84	F10
IGNITION COIL	168	J4
INSTRUMENTS 84	68	F2
INSTRUMENTS 85-86	70	F3
MAIN STAND	148	I6
MUFFLER 84	139	I1
MUFFLER 85-86	142	I3
RADIATOR 84	170	J5
RADIATOR 85-86	173	J6
RECTIFIER 84	121	H4
SEAT 84	117	H2
SEAT 85-86	119	H3
SHOCK ABSORBER FR	87	F11
SHOCK ABSORBER RR	153	I8
SIDE COVER 84	121	H4
SIDE COVER 85-86	124	H6
SIDE STAND	148	I6
SPARK UNIT 84	155	I9
STEERING STEM	64	F10
SWINGARM	150	I7
SWITCHES	73	F4
TAILLIGHT 84	164	J2
TAILLIGHT 85-86	166	J3
TOOLS	180	J10
TOP BRIDGE	80	F8
TURN SIGNAL	160	I12
WHEEL FR 84	98	G5
WHEEL FR 85-86	100	G6
WHEEL RR	104	G8
WIRE HARNESS	168	J4

VF700C'84 ENGINE NO.; RC21E-2000021 TO 2016382
VF700C'84 FRAME NO.; RC210-EM000002 TO EM014552
VF700C'84 ENGINE NO.; RC21E-2000019 TO 2016862
VF700C'84 FRAME NO.; RC211-EM000003 TO EM002300

VF700C'85 ENGINE NO.; RC21E-2100016 TO 2110238
VF700C'85 FRAME NO.; RC210-FM100006 TO FM108900
VF700C'85 ENGINE NO.; RC21E-2100022 TO 2108674
VF700C'85 FRAME NO.; RC211-FM100007 TO FM101325

VF700C'86 ENGINE NO.; RC21E-2200005 TO 2209873
VF700C'86 FRAME NO.; RC210-GM200003 TO GM208928
VF700C'86 ENGINE NO.; RC21E-2200011 TO 2210193
VF700C'86 FRAME NO.; RC211-GM200001 TO GM201250

AIR CLEANER - 84



F14MB1E19

4 = VF700C 84
5 = VF700C 85
6 = VF700C 86

Ref. No.	BLOCK NO. DESCRIPTION	VF700C			AREA CODE	FRAME SERIAL NUMBER	QTY REQ	PART NUMBER	HONDA CODE
		4	5	6					
	37 SCREW B, AIR CLEANER BASE COVER FIXING	4	---	---	---	1	90142-MB1-000	1251057	
	38 COLLAR, GEARSHIFT LEVER SETTING	4	---	---	---	1	90522-170-700	0941138	
	39 SCREW, PAN, 5X10	4	---	---	---	2	93500-05010-06	0583195	
	40 SCREW, PAN, 5X20	4	---	---	---	1	93500-05020-06	0294181	
	41 SCREW-WASHER, 4X12	4	---	---	---	1	93892-04012-08	0485953	
	42 SCREW-WASHER, 4X16	4	---	---	---	1	93892-04016-00	0692053	
	43 NUT, HEX., 5MM	4	---	---	---	1	94001-05080-05	0285783	
	44 NUT, FLANGE, 6MM	4	---	---	---	4	94050-06000	0471623	
	45 WASHER, PLAIN, 5MM	4	---	---	---	1	94101-05800	0285791	
	46 CLIP, TUBE, B12	4	---	---	---	1	95002-02120	0335034	
	47 CLIP, TUBE, C11	4	---	---	---	1	95002-70000	0053595	
	48 CLIP, TUBE, C12	4	---	---	---	2	95002-80000	0073700	
	49 TUBE, VINYL, 8X12X250	4	---	---	---	1	95003-23025-31	1292218	
	50 BOLT, FLANGE, 6X18	4	---	---	---	1	95700-06018-08	0252270	
	51 BOLT, FLANGE, 6X32	4	---	---	---	1	95700-06032-08	0252304	

4 = VF700C'84
5 = VF700C'85
6 = VF700C'86

Ref. BLOCK NO. F-19
No. DESCRIPTION

VF700C
1 9 8 4
1 9 8 5
1 9 8 6

AREA
C
O
D
E

FRAME SERIAL NUMBER

FROM TO

QTY REQ

PART NUMBER

HONDA CODE

51 BOLT, FLANGE, 6X32 4 --- --- --- 1 95701-06032-08 2581361

CONTENTS

TITLE	PAGE	GRID
AIR CLEANER 84	132	H10
AIR CLEANER 85-86	136	H12
BATTERY	130	H9
BATTERY 84	127	H7
BRAKE CALIPER FR 84	94	G3
BRAKE CALIPER FR 85-86	96	G4
BRAKE MASTER FR	76	F6
BRAKE PANEL RR	102	G7
BRAKE PEDAL	144	I4
CABLES	73	F4
CANISTER 84-85	182	J11
CANISTER 86	184	J12
CLUTCH MASTER CYLINDER	78	F7
CYLINDER	76	F6
FENDER FR	86	F11
FENDER RR 84	155	I9
FENDER RR 85-86	157	I10
FINAL DRIVEN GEAR	106	G9
FOOTPEGS	146	I5
FRAME	176	J8
FUEL PUMP	130	H9
FUEL PUMP 84	127	H7
FUEL TANK 84	111	G11
FUEL TANK 85-86	114	H1
GEARSHIFT PEDAL	144	I4
HANDLEBAR	80	F8
HEADLIGHT	66	F1
HORN	84	F10
IGNITION COIL	168	J4
INSTRUMENTS 84	68	F2
INSTRUMENTS 85-86	70	F3
MAIN STAND	148	I6
MUFFLER 84	139	I1
MUFFLER 85-86	142	I3
RADIATOR 84	170	J5
RADIATOR 85-86	173	J6
RECTIFIER 84	121	H4
SEAT 84	117	H2
SEAT 85-86	119	H3
SHOCK ABSORBER FR	87	F11
SHOCK ABSORBER RR	153	I8
SIDE COVER 84	121	H4
SIDE COVER 85-86	124	H6
SIDE STAND	148	I6
SPARK UNIT 84	155	I9
STEERING STEM	84	F10
SWINGARM	150	I7
SWITCHES	73	F4
TAILLIGHT 84	164	J2
TAILLIGHT 85-86	166	J3
TOOLS	180	J10
TOP BRIDGE	80	F8
TURN SIGNAL	160	I12
WHEEL FR 84	98	G5
WHEEL FR 85-86	100	G6
WHEEL RR	104	G8
WIRE HARNESS	168	J4

GRID

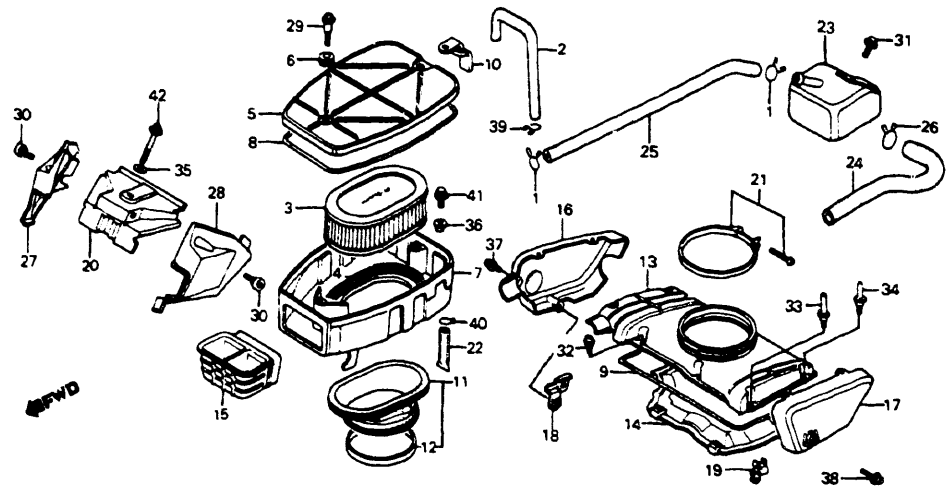
H11

VF700C'84 ENGINE NO.; RC21E-2000021 TO 2016382
VF700C'84 FRAME NO.; RC210-EM000002 TO EM014552
VF700C'84 ENGINE NO.; RC21E-2000019 TO 2016862
VF700C'84 FRAME NO.; RC211-EM000003 TO EM002300

VF700C'85 ENGINE NO.; RC21E-2100016 TO 2110238
VF700C'85 FRAME NO.; RC210-FM100006 TO FM108900
VF700C'85 ENGINE NO.; RC21E-2100022 TO 2108674
VF700C'85 FRAME NO.; RC211-FM100007 TO FM101325

VF700C'86 ENGINE NO.; RC21E-2200005 TO 2209873
VF700C'86 FRAME NO.; RC210-GM200003 TO GM208928
VF700C'86 ENGINE NO.; RC21E-2200011 TO 2210193
VF700C'86 FRAME NO.; RC211-GM200001 TO GM201250

AIR CLEANER - 85-86



F14MB1E1901

Ref. No.	BLOCK NO. F-19-1	DESCRIPTION	VF700C			AREA CODE	FRAME SERIAL NUMBER		QTY REQ	PART NUMBER	HONDA CODE
			1	1	1		FROM	TO			
			4	5	6						
1		CLIP, BREATHER TUBE	--	5	6			2	15772-551-000	0501353	
		CLIP, BREATHER TUBE	--	5	6			2	15772-551-680	0531087	
2		TUBE, FUEL, 7.3X130	--	5	6			1	16965-MK3-000	2055317	
3		ELEMENT, AIR CLEANER	--	5	6			1	17210-MB1-000	1244409	
4		GASKET, ELEMENT	--	5	6			1	17215-MB1-300	1244433	
		GASKET, AIR CLEANER ELEMENT	--	5	6			1	17215-MK3-300	2017879	
5		COVER, AIR CLEANER CASE	--	5	6			1	17220-MB1-700	1290170	
6		GROMMET, AIR CLEANER CASE COVER	--	5	6			2	17221-MB1-000	1244508	
7		CASE, AIR CLEANER	--	5	6			1	17230-MK3-000	2017960	
8		SEAL, AIR CLEANER COVER	--	5	6			1	17212-GJ5-000	1703636	
		SEAL, AIR CLEANER CASE	--	5	6			1	17212-GR1-000	2500007	
		SEAL, AIR CLEANER COVER	--	5	6			1	17212-KJ9-000	1698190	
		SEAL, AIR CLEANER COVER	--	5	6			1	17219-HB3-000	2130276	
		GASKET, AIR CLEANER COVER	--	5	6			1	17222-MN4-405	2941573	
		SEAL, AIR CLEANER CASE	--	5	6			1	17231-MB1-000	1244581	
		SEAL, AIR CLEANER CASE	--	5	6			1	17231-MB2-000	1427509	

136 © AMERICAN HONDA MOTOR CO. LTD. 1993

VF700C'84 ENGINE NO.; RC21E-2000021 TO 2016382
 VF700C'84 FRAME NO.; RC210-EM000002 TO EM044552
 VF700C'84 ENGINE NO.; RC21E-2000019 TO 2016862
 VF700C'84 FRAME NO.; RC211-EM000003 TO EM002300

VF700C'85 ENGINE NO.; RC21E-2100016 TO 2110238
 VF700C'85 FRAME NO.; RC210-FM100006 TO FM108900
 VF700C'85 ENGINE NO.; RC21E-2100022 TO 2108674
 VF700C'85 FRAME NO.; RC211-FM100007 TO FM101325

H12

Ref. No.	BLOCK NO. F-19-1	DESCRIPTION	VF700C			AREA CODE	FRAME SERIAL NUMBER		QTY REQ	PART NUMBER	HONDA CODE
			1	1	1		FROM	TO			
			4	5	6						
9		GASKET, AIR CLEANER COVER	--	5	6			1	17222-MN4-405	2941573	
		SEAL, AIR CLEANER BASE	--	5	6			1	17232-MB1-000	1244607	
10		CLAMP, AIR VENT TUBE	--	5	6			1	17241-MK3-000	2017978	
11		TUBE COMP., CHAMBER	--	5	6			1	17245-MK3-300	2017986	
12		RING, JOINT TUBE	--	5	6			1	17247-MB1-000	1244631	
13		COVER COMP., AIR CLEANER BASE	--	5	6			1	17251-MB1-701	1488857	
14		NET COMP., AIR CLEANER BASE	--	5	6			1	17252-MB1-700	1548445	
15		DUCT, IN.	--	5	6			1	17254-MK3-300	2018018	
16		COVER, R. AIR CLEANER CHAMBER	--	5	6			1	17255-MK3-000	2018026	
17		COVER, L. AIR CLEANER CHAMBER	--	5	6	A		1	17256-MK3-000	2018034	
		COVER, L. AIR CLEANER CHAMBER	--	5	6	AC		1	17256-MK3-680	2018042	
18		STAY, R. AIR CLEANER COVER	--	5	6			1	17257-MK3-000	2018059	
19		STAY, L. AIR CLEANER COVER	--	5		A		1	17258-MK3-000	2018067	
		STAY, L. AIR CLEANER CHAMBER	--	6		A		1	17258-MK3-000	2018067	
		SETTING	--	6		AC		1	17258-MK3-780	2247146	
20		COVER, AIR CLEANER IN. DUCT	--	5	6			1	17260-MK3-000	2018075	
21		BAND, CHAMBER JOINT TUBE	--	5	6			1	17349-MK3-000	2018083	
22		TUBE, DRAIN	--	5	6			1	17359-MA2-000	1059005	
23		TANK, STORAGE	--	5	6			1	17551-MK3-000	2018307	
24		TUBE, BREATHER	--	5	6			1	17553-MK3-000	2018315	
25		TUBE, RETURN	--	5	6			1	17555-MK3-000	2018323	
26		CLIP, SUB TANK HOSE	--	5	6			1	17724-102-700	0290213	
27		COVER, R. FR. SIDE	--	5	6			1	61402-MK3-000	2022622	
28		COVER, L. FR. SIDE	--	5	6			1	61403-MK3-000	2022630	
29		BOLT, AIR CLEANER COVER SETTING	--	5	6			2	90102-MB1-000	1250851	
30		BOLT, SOCKET, 5X12	--	5	6			2	90104-MJ8-000	1755313	
31		BOLT, FLANGE, 6MM	--	5				1	90111-187-000	1032069	
		BOLT, FLANGE, 6MM	--	6				1	90116-ME9-000	1371038	
32		SCREW, PAN, 4X15	--	5	6			4	90141-MB0-000	1251024	
33		SCREW A, AIR CLEANER BASE COVER	--	5	6			1	90141-MB1-000	1251032	
34		SCREW B, AIR CLEANER BASE COVER	--	5	6			1	90142-MB1-000	1251057	

© AMERICAN HONDA MOTOR CO. LTD. 1993

137

VF700C'86 ENGINE NO.; RC21E-2200005 TO 2209873
 VF700C'86 FRAME NO.; RC210-GM200003 TO GM208928
 VF700C'86 ENGINE NO.; RC21E-2200011 TO 2210193
 VF700C'86 FRAME NO.; RC211-GM200001 TO GM201250

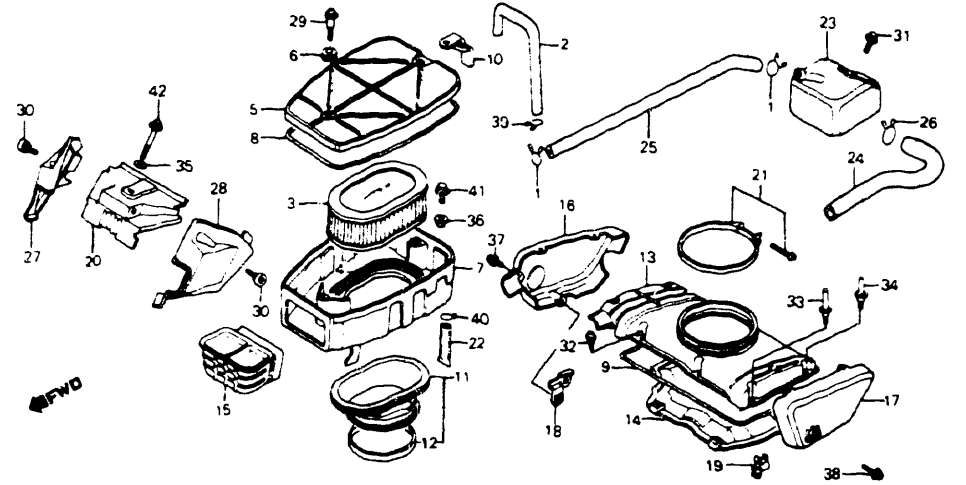
CONTENTS

TITLE	PAGE	GRID
AIR CLEANER 84	132	H10
AIR CLEANER 85-86	136	H12
BATTERY	130	H9
BATTERY 84	127	H7
BRAKE CALIPER, FR. 84	94	G3
BRAKE CALIPER, FR. 85-86	96	G4
BRAKE MASTER FR.	76	F6
BRAKE PANEL RR.	102	G7
BRAKE PEDAL	144	I4
CABLES	73	F4
CANISTER 84-85	182	J11
CANISTER 86	184	J12
CLUTCH MASTER CYLINDER	78	F7
CYLINDER	76	F6
FENDER, FR.	86	F11
FENDER, RR. 84	155	I9
FENDER, RR. 85-86	157	I10
FINAL DRIVEN GEAR	106	G9
FOOTPEGS	146	I5
FRAME	176	J8
FUEL PUMP	130	H9
FUEL PUMP 84	127	H7
FUEL TANK 84	111	G11
FUEL TANK 85-86	114	H1
GEARSHIFT PEDAL	144	I4
HANDLEBAR	80	F8
HEADLIGHT	66	F1
HORN	84	F10
IGNITION COIL	168	J4
INSTRUMENTS 84	68	F2
INSTRUMENTS 85-86	70	F3
MAIN STAND	148	I6
MUFFLER 84	139	I1
MUFFLER 85-86	142	I3
RADIATOR 84	170	J5
RADIATOR 85-86	173	J6
RECTIFIER 84	121	H4
SEAT 84	117	H2
SEAT 85-86	119	H3
SHOCK ABSORBER, FR.	87	F11
SHOCK ABSORBER, RR.	153	I8
SIDE COVER 84	121	H4
SIDE COVER 85-86	124	H6
SIDE STAND	148	I6
SPARK UNIT 84	155	I9
STEERING STEM	84	F10
SWINGARM	150	I7
SWITCHES	73	F4
TAILLIGHT 84	164	J2
TAILLIGHT 85-86	166	J3
TOOLS	180	J10
TOP BRIDGE	80	F8
TURN SIGNAL	160	I12
WHEEL, FR. 84	98	G5
WHEEL, FR. 85-86	100	G6
WHEEL, RR.	104	G8
WIRE HARNESS	168	J4

GRID

H12

AIR CLEANER - 85-86



F14MB1E1901

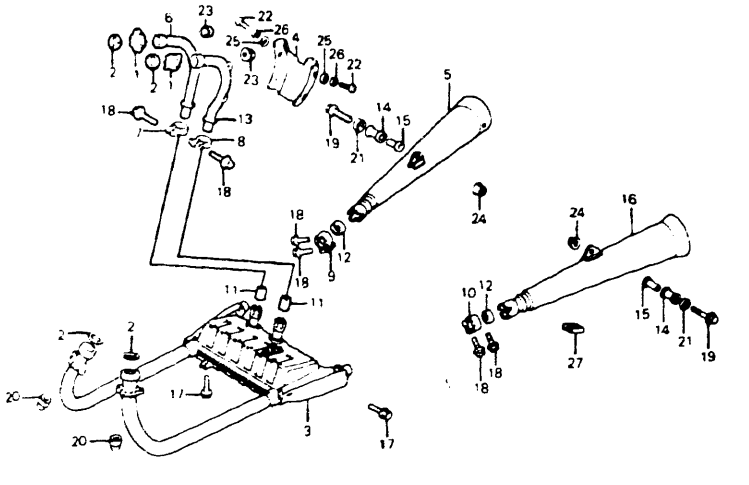
Ref. No.	BLOCK NO. DESCRIPTION	VF700C			AREA CODE	FRAME SERIAL NUMBER		QTY REQ	PART NUMBER	HONDA CODE
		1	9	8		4	5			
	4 = VF700C'84 5 = VF700C'85 6 = VF700C'86	1	9	8						
	35 WASHER, RR. COVER GROMMET	--	5	6				1	90439-MB0-000	1243591
	36 COLLAR, GEARSHIFT LEVER SETTING ..	--	5	6				1	90522-170-700	0941138
	37 SCREW-WASHER, 4X8	--	5	6				2	93892-04008-08	0634618
	38 SCREW-WASHER, 4X20	--	5	--				1	93892-04020-07	1171859
	SCREW-WASHER, 4X12	--	--	6				1	93892-04012-07	2257632
	39 CLIP, TUBE, B12	--	5	6				1	95002-02120	0335034
	40 CLIP, TUBE, C11	--	5	6				1	95002-70000	0053595
	41 BOLT, FLANGE, 6X18	--	5	6				1	95700-06018-08	0252270
	42 BOLT, FLANGE, 6X45	--	5	6				1	96000-06045-07	1416684
	BOLT, FLANGE, 6X45	--	5	6				1	96001-06045-07	2479640

AMERICAN HONDA MOTOR CO. LTD 1993

VF700C'84 ENGINE NO.; RC21E-2000021 TO 2016382
 VF700C'84 FRAME NO.; RC210-EM000002 TO EM014552
 VF700C'84 ENGINE NO.; RC21E-2000019 TO 2016862
 VF700C'84 FRAME NO.; RC211-EM000003 TO EM002300

VF700C'85 ENGINE NO.; RC21E-2100016 TO 2110238
 VF700C'85 FRAME NO.; RC210-FM100006 TO FM108900
 VF700C'85 ENGINE NO.; RC21E-2100022 TO 2108674
 VF700C'85 FRAME NO.; RC211-FM100007 TO FM101325

MUFFLER - 84



F14MB1E20

Ref. No.	BLOCK NO. DESCRIPTION	VF700C			AREA CODE	FRAME SERIAL NUMBER		QTY REQ	PART NUMBER	HONDA CODE
		1	9	8		4	5			
	4 = VF700C'84 5 = VF700C'85 6 = VF700C'86	1	9	8						
	1 JOINT, EX. PIPE	4	--	--				2	18231-MB0-000	1245174
	2 GASKET A, EX. PIPE	4	--	--				4	18291-216-000	0028241
	3 CHAMBER COMP., EX.	4	--	--				1	18300-MB1-771	1723915
	CHAMBER COMP., EX.	4	--	--				1	18300-MB1-920	2575041
	4 PROTECTOR, RR. EX. PIPE	4	--	--				1	18316-MB0-003	1245208
	5 MUFFLER COMP., R.	4	--	--				1	18330-MB1-672	1757681
	MUFFLER COMP., R.	4	--	--				1	18330-MB1-870	1723923
	6 PIPE, R. RR. EX.	4	--	--				1	18370-MB0-003	1245232
	7 BAND, R. EX.	4	--	--				1	18373-MB0-003	1245240
	8 BAND, L. EX. PIPE	4	--	--				1	18374-MB0-003	1245257
	9 BAND, R. MUFFLER	4	--	--				1	18376-MB0-003	1265552
	10 BAND, L. MUFFLER	4	--	--				1	18377-MB0-003	1265560
	11 GASKET, MUFFLER	4	--	--				2	18391-313-000	0210666
	GASKET, MUFFLER	4	--	--				2	18391-317-000	0219170
	GASKET, MUFFLER	4	--	--				2	18391-317-010	3211349
	13 PIPE, L. RR. EX.	4	--	--				1	18420-MB0-003	1245281

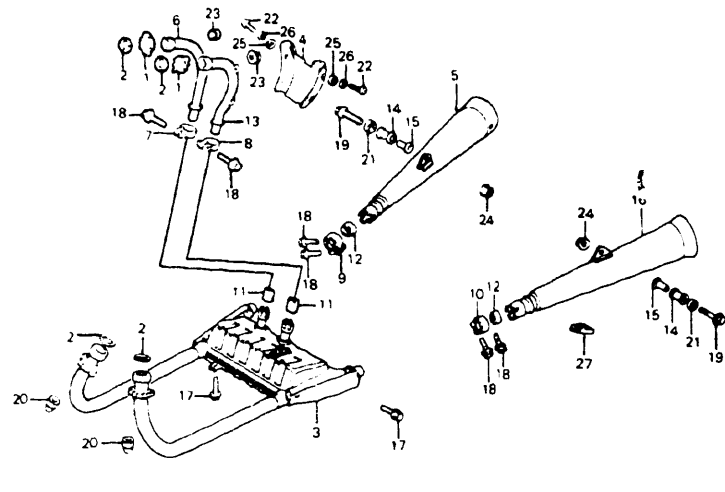
AMERICAN HONDA MOTOR CO. LTD 1993

VF700C'86 ENGINE NO.; RC21E-2200005 TO 2209873
 VF700C'86 FRAME NO.; RC210-GM200003 TO GM208928
 VF700C'86 ENGINE NO.; RC21E-2200011 TO 2210193
 VF700C'86 FRAME NO.; RC211-GM200001 TO GM201250

CONTENTS

TITLE	PAGE	GRID
AIR CLEANER 84	132	H10
AIR CLEANER 85-86	136	H12
BATTERY	130	H9
BATTERY 84	127	H7
BRAKE CALIPER, FR. 84	94	G3
BRAKE CALIPER, FR. 85-86	96	G4
BRAKE MASTER, FF.	76	F6
BRAKE PANEL, RR.	102	G7
BRAKE PEDAL	144	I4
CABLES	73	F4
CANISTER 84-85	182	J11
CANISTER 86	184	J12
CLUTCH MASTER CYLINDER	78	F7
CYLINDER	76	F6
FENDER, FR.	86	F-1
FENDER, RR. 84	155	I9
FENDER, RR. 85-86	157	I10
FINAL DRIVEN GEAR	106	G9
FOOTPEGS	146	I5
FRAME	176	J8
FUEL PUMP	130	H9
FUEL PUMP 84	127	H7
FUEL TANK 84	111	G11
FUEL TANK 85-86	114	H1
GEARSHIFT PEDAL	144	I4
HANDLEBAR	80	F8
HEADLIGHT	66	F1
HORN	84	F10
IGNITION COIL	168	J4
INSTRUMENTS 84	68	F2
INSTRUMENTS 85-86	70	F3
MAIN STAND	148	I6
MUFFLER 84	139	I1
MUFFLER 85-86	142	I3
RADIATOR 84	170	J5
RADIATOR 85-86	173	J6
RECTIFIER 84	121	H4
SEAT 84	117	H2
SEAT 85-86	119	H3
SHOCK ABSORBER, FR.	87	F11
SHOCK ABSORBER, RR.	153	I8
SIDE COVER 84	121	H4
SIDE COVER 85-86	124	H6
SIDE STAND	148	I6
SPARK UNIT 84	155	I9
STEERING STEM	84	F10
SWINGARM	150	I7
SWITCHES	73	F4
TAILLIGHT 84	164	J2
TAILLIGHT 85-86	166	J3
TOOLS	180	J10
TOP BRIDGE	80	F8
TURN SIGNAL	160	I2
WHEEL, FR. 84	98	G5
WHEEL, FR. 85-86	100	G6
WHEEL, RR.	104	G8
WIRE HARNESS	168	J4

MUFFLER - 84



F14MB1E20

Ref. No.	BLOCK NO. DESCRIPTION	VF700C			AREA CODE	FRAME SERIAL NUMBER	QTY REQ	PART NUMBER	HONDA CODE
		1	1	1					
		4	5	6					
	4 = VF700C'84								
	5 = VF700C'85								
	6 = VF700C'86								
	13 PIPE, L. RR. EX.	4	---	---			1	18420-MB0-890 4081360	
	14 RUBBER, MUFFLER MOUNTING	4	---	---			2	18421-MB0-000 1245299	
	15 COLLAR, MUFFLER MOUNTING	4	---	---			2	18422-MB0-000 1245307	
	16 MUFFLER COMP., L.	4	---	---			1	18430-MB1-672 1757699	
	MUFFLER COMP., L.	4	---	---			1	18430-MB1-870 1723931	
	17 BOLT, FLANGE, 6X20	4	---	---			2	90003-MB2-000 1846799	
	BOLT, FLANGE, 6X20	4	---	---			2	90003-MC7-000 1210566	
	18 BOLT, FLANGE, 8X37	4	---	---			6	90118-471-000 1057215	
	19 BOLT, SPECIAL FLANGE, 8X45	4	---	---			2	90158-MB1-000 1260777	
	20 NUT, CAP, 6MM	4	---	---			4	90304-438-000 0765693	
	21 WASHER, SPECIAL, 8MM	4	---	---			2	90557-MB0-000 1251388	
	22 SCREW, PAN, 6X8	4	---	---			4	93500-06008-4J 1391010	
	23 NUT, FLANGE, 6MM	4	---	---			4	94050-06000 0471623	
	24 NUT, FLANGE, 8MM	4	---	---			2	94050-08000 0481143	
	25 WASHER, PLAIN, 6MM	4	---	---			4	94101-06000 0059071	
	WASHER, PLAIN, 6MM	4	---	---			4	94101-06080 3136074	

Ref. No.	BLOCK NO. DESCRIPTION	VF700C			AREA CODE	FRAME SERIAL NUMBER	QTY REQ	PART NUMBER	HONDA CODE
		1	1	1					
		4	5	6					
	4 = VF700C'84								
	5 = VF700C'85								
	6 = VF700C'86								
	25 WASHER, PLAIN, 6MM	4	---	---			4	94101-06800 0345900	
	26 WASHER, SPRING, 6MM	4	---	---			4	94111-06000 0058974	
	27 RUBBER A, STAND STOPPER	4	---	---			1	95011-61000 0255638	

CONTENTS

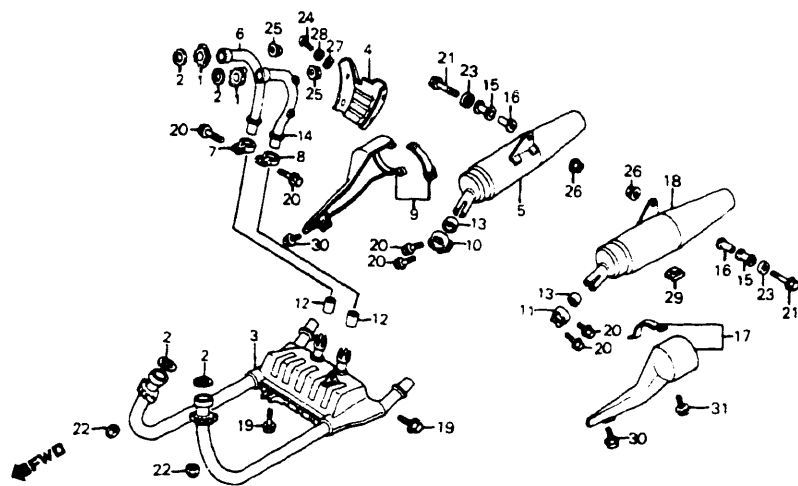
TITLE	PAGE	GRID
AIR CLEANER 84	132	H10
AIR CLEANER 85-86	136	H12
BATTERY	130	H9
BATTERY 84	127	H7
BRAKE CALIPER, FR. 84	94	G3
BRAKE CALIPER, FR. 85-86	96	G4
BRAKE MASTER, FR.	76	F6
BRAKE PANEL, RR	102	G7
BRAKE PEDAL	144	I4
CABLES	73	F4
CANISTER 84-85	182	J11
CANISTER 86	184	J12
CLUTCH MASTER CYLINDER	72	F7
CYLINDER	76	F6
FENDER, FR.	86	F11
FENDER, RR. 84	155	I9
FENDER, RR. 85-86	157	I10
FINAL DRIVEN GEAR	106	G9
FOOTPEGS	146	I5
FRAME	176	J8
FUEL PUMP	130	H9
FUEL PUMP 84	127	H7
FUEL TANK 84	111	G11
FUEL TANK, 85-86	114	H1
GEARSHIFT PEDAL	144	I4
HANDLEBAR	80	F8
HEADLIGHT	66	F1
HORN	84	F10
IGNITION COIL	168	J4
INSTRUMENTS 84	68	F2
INSTRUMENTS 85-86	70	F3
MAIN STAND	148	I6
MUFFLER 84	139	I1
MUFFLER 85-86	142	I3
RADIATOR 84	170	J5
RADIATOR 85-86	173	J6
RECTIFIER 84	121	H4
SEAT 84	117	H2
SEAT 85-86	119	H3
SHOCK ABSORBER, FR.	87	F11
SHOCK ABSORBER, RR.	153	I8
SIDE COVER 84	121	H4
SIDE COVER 85-86	124	H6
SIDE STAND	148	I6
SPARK UNIT 84	155	I9
STEERING STEM	84	F10
SWINGARM	150	I7
SWITCHES	73	F4
TAILLIGHT 84	164	J2
TAILLIGHT 85-86	166	J3
TOOLS	180	J10
TOP BRIDGE	80	F8
TURN SIGNAL	160	I12
WHEEL, FR. 84	98	G5
WHEEL, FR. 85-86	100	G6
WHEEL, RR.	104	G8
WIRE HARNESS	168	J4

VF700C'84 ENGINE NO.; RC21E-2000021 TO 2016382
 VF700C'84 FRAME NO.; RC210-EM000002 TO EM014552
 VF700C'84 ENGINE NO.; RC21E-2000019 TO 2016862
 VF700C'84 FRAME NO.; RC211-EM000003 TO EM002300

VF700C'85 ENGINE NO.; RC21E-2100016 TO 2110238
 VF700C'85 FRAME NO.; RC210-FM100006 TO FM108900
 VF700C'85 ENGINE NO.; RC21E-2100022 TO 2108674
 VF700C'85 FRAME NO.; RC211-FM100007 TO FM101325

VF700C'86 ENGINE NO.; RC21E-2200005 TO 2209873
 VF700C'86 FRAME NO.; RC210-GM200003 TO GM208928
 VF700C'86 ENGINE NO.; RC21E-2200011 TO 2210193
 VF700C'86 FRAME NO.; RC211-GM200001 TO GM201250

MUFFLER - 85-86



F14MB1E2001

4 = VF700C'84
5 = VF700C'85
6 = VF700C'86

Ref No.	BLOCK NO	F-20-1	VF700C			AREA	FRAME SERIAL NUMBER	QTY	PART NUMBER	HONDA CODE
			1	2	3					
			4	5	6	CODE	REQ			
14	PIPE, L. RR. EX.		--	5	6			1	18420-MB0-890	4081360
15	RUBBER, MUFFLER MOUNTING		--	5	6			2	18421-MK3-000	2018612
16	COLLAR, MUFFLER MOUNTING		--	5	6			2	18422-MK3-000	2018620
17	PROTECTOR, L. CHAMBER		--	5	6			1	18425-MK3-003	2018638
	PROTECTOR, L. CHAMBER		--	5	6			1	18425-MK3-013	2467660
18	MUFFLER COMP., L. EX.		--	5	--			1	18430-MK3-003	2018646
	MUFFLER COMP., L.		--	--	6			1	18430-MK3-771	2247377
19	BOLT, FLANGE, 6X20		--	5	6			2	90003-MB2-000	1846799
20	BOLT, FLANGE, 8X37		--	5	--			6	90118-471-000	1057215
	BOLT, FLANGE, 8X37		--	--	6			6	90118-MB4-000	1425826
21	BOLT, SPECIAL FLANGE, 8X45		--	5	6			2	90158-MB1-000	1260777
22	NUT, CAP, 6MM		--	5	6			4	90304-438-000	0765693
23	WASHER, SPECIAL, 8MM		--	5	6			2	90557-MB0-000	1251388
24	SCREW, PAN, 6X8		--	5	6			4	93500-06008-4J	1391010
25	NUT, FLANGE, 6MM		--	5	6			4	94050-06000	0471623
26	NUT, FLANGE, 8MM		--	5	6			2	94050-08000	0481143
27	WASHER, PLAIN, 6MM		--	5	6			4	94101-06000	0059071
	WASHER, PLAIN, 6MM		--	5	6			4	94101-06080	3136074
	WASHER, PLAIN, 6MM		--	5	6			4	94101-06800	0345900
28	WASHER, SPRING, 6MM		--	5	6			4	94111-06000	0058974
29	RUBBER A, STAND STOPPER		--	5	6			1	95011-61000	0255638
30	BOLT, FLANGE, 6X10		--	5	6			2	95700-06010-02	2024107
	BOLT, FLANGE, 6X10		--	5	6			2	95701-06010-02	3191939
31	BOLT, FLANGE, 6X20		--	5	6			2	95700-06020-00	0488684
	BOLT, FLANGE, 6X20		--	5	6			2	9 01-06020-00	2105815

Ref No.	BLOCK NO	F-20-1	VF700C			AREA	FRAME SERIAL NUMBER		QTY	PART NUMBER	HONDA CODE
			1	2	3		FROM	TO			
			4	5	6	CODE					
1	JOINT, EX. PIPE		--	5	6			2	18231-MB0-000	1245174	
2	GASKET A, EX. PIPE		--	5	6			4	18291-216-000	0028241	
3	CHAMBER COMP., EX.		--	5	6			1	18300-MK3-003	2018463	
4	PROTECTOR, RR. EX. PIPE		--	5	6			1	18316-MK3-003	2018497	
5	MUFFLER COMP., R. EX.		--	5	--			1	18330-MK3-003	2018539	
	MUFFLER COMP., R.		--	--	6			1	18330-MK3-771	2247369	
6	PIPE, R. RR. EX.		--	5	6			1	18370-MB0-003	1245232	
7	BAND, R. EX.		--	5	6			1	18373-MB0-003	1245240	
8	BAND, L. EX. PIPE		--	5	6			1	18374-MB0-003	1245257	
9	PROTECTOR, R. CHAMBER		--	5	6			1	18375-MK3-003	2018547	
	PROTECTOR, R. CHAMBER		--	5	6			1	18375-MK3-013	2444834	
10	BAND, R. MUFFLER		--	5	6			1	18376-MK3-000	2018554	
11	BAND, L. MUFFLER		--	5	6			1	18377-MK3-000	2018562	
12	GASKET, MUFFLER		--	5	6			2	18391-MB0-891	2053973	
13	GASKET, MUFFLER		--	5	6			2	18392-MK3-000	2018588	
14	PIPE, L. RR. EX.		--	5	6			1	18420-MB0-003	1245281	

CONTENTS

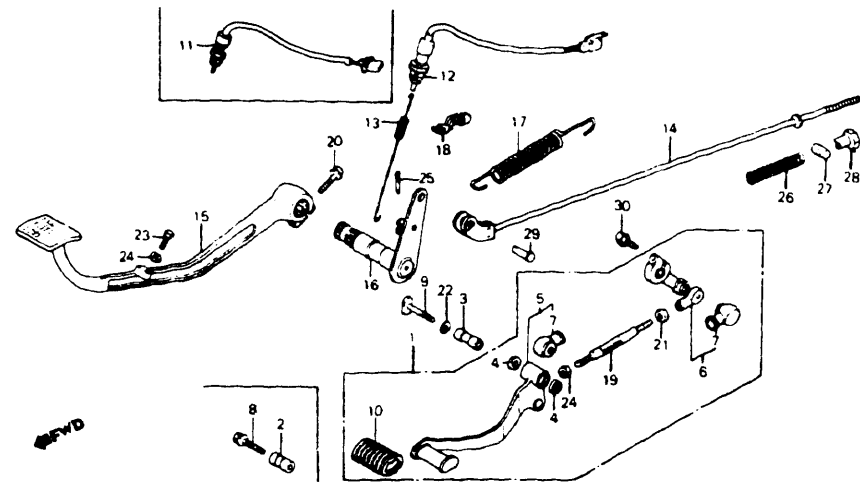
TITLE	PAGE	GRID
AIR CLEANER 84	132	H10
AIR CLEANER 85-86	136	H12
BATTERY	130	H9
BATTERY 84	127	H7
BRAKE CALIPER FR 84	94	G3
BRAKE CALIPER FR 85-86	96	G4
BRAKE MASTER FR	76	F6
BRAKE PANEL RR	102	G7
BRAKE PEDAL	144	I4
CABLES	73	F4
CANISTER 84-85	182	J11
CANISTER 86	184	J12
CLUTCH MASTER CYLINDER	78	F7
CYLINDER	76	F6
FENDER FR	86	F11
FENDER RR 84	155	I9
FENDER RR 85-86	157	I10
FINAL DRIVEN GEAR	106	G9
FOOTPEGS	146	I5
FRAME	176	J8
FUEL PUMP	130	H9
FUEL PUMP 84	127	H7
FUEL TANK 84	111	G11
FUEL TANK 85-86	114	H1
GEARSHIFT PEDAL	144	I4
HANDLEBAR	80	F8
HEADLIGHT	66	F1
HORN	84	F10
IGNITION COIL	168	J4
INSTRUMENTS 84	68	F2
INSTRUMENTS 85-86	70	F3
MAIN STAND	148	I6
MUFFLER 84	139	I1
MUFFLER 85-86	142	I3
RADIATOR 84	170	J5
RADIATOR 85-86	173	J6
RECTIFIER 84	121	H4
SEAT 84	117	H2
SEAT 85-86	119	H3
SHOCK ABSORBER FR	87	F11
SHOCK ABSORBER RR	153	I8
SIDE COVER 84	121	H4
SIDE COVER 85-86	124	H6
SIDE STAND	148	I6
SPARK UNIT 84	155	I9
STEERING STEM	84	F10
SWINGARM	150	I7
SWITCHES	73	F4
TAILLIGHT 84	164	J2
TAILLIGHT 85-86	166	J3
TOOLS	180	J10
TOP BRIDGE	80	F8
TURN SIGNAL	160	I12
WHEEL FR 84	98	G5
WHEEL FR 85-86	100	G6
WHEEL RR	104	G8
WIRE HARNESS	168	J4

VF700C'84 ENGINE NO.; RC21E-2000021 TO 2016382
VF700C'84 FRAME NO.; RC210-EM000002 TO EM014552
VF700C'84 ENGINE NO.; RC21E-2000019 TO 2016862
VF700C'84 FRAME NO.; RC211-EM000003 TO EM002300

VF700C'85 ENGINE NO.; RC21E-2100016 TO 2110238
VF700C'85 FRAME NO.; RC210-FM100006 TO FM108900
VF700C'85 ENGINE NO.; RC21E-2100022 TO 2108674
VF700C'85 FRAME NO.; RC211-FM100007 TO FM101325

VF700C'86 ENGINE NO.; RC21E-2200005 TO 2209873
VF700C'86 FRAME NO.; RC210-GM200003 TO GM208928
VF700C'86 ENGINE NO.; RC21E-2200011 TO 2210193
VF700C'86 FRAME NO.; RC211-GM200001 TO GM201250

BRAKE PEDAL • GEARSHIFT PEDAL



F14MB1E21

Ref. No.	BLOCK NO. DESCRIPTION	VF700C			AREA CODE	FRAME SERIAL NUMBER	QTY REQ	PART NUMBER	HONDA CODE
		4	5	6					
4 = VF700C'84 5 = VF700C'85 6 = VF700C'86		1 9 8 4	1 9 8 5	1 9 8 6					
1	PEDAL ASSY., GEARSHIFT	4	--	--		1	24700-MB1-700	1291285	
	PEDAL ASSY., GEARSHIFT	--	5	--		1	24700-MK3-000	2019479	
	PEDAL ASSY., GEARSHIFT	--	--	6		1	24700-MK3-770	2257566	
2	COLLAR, GEAR CHANGE PEDAL PIVOT	4	--	--		1	24705-MB0-000	1245869	
	COLLAR, GEARSHIFT PEDAL PIVOT	4	--	--		1	24705-MT6-000	3038601	
3	COLLAR, GEAR CHANGE PEDAL PIVOT	--	5	6		1	24705-MK3-000	2012854	
4	RUBBER, DUST SEAL	--	--	6		2	24706-MK3-770	2247724	
5	PEDAL COMP., GEARSHIFT	4	--	--		1	24720-MB1-700	1291293	
	PEDAL COMP., GEARSHIFT	--	5	--		1	24720-MK3-000	2019495	
	PEDAL COMP., GEARSHIFT	--	--	6		1	24720-MK3-770	2257574	
6	ARM COMP., GEARSHIFT	4	5	6		1	24721-MB1-000	1245901	
7	COVER, DUST	4	5	6		2	24724-422-000	0694869	
8	BOLT, GEARSHIFT PEDAL PIVOT	4	--	--		1	24725-MB1-000	1245919	
9	BOLT, CHANGE PEDAL PIVOT	--	5	6		1	24725-MK3-000	2012870	
10	RUBBER, GEARSHIFT PEDAL	4	--	--		1	24781-371-000	0432153	
	RUBBER, GEARSHIFT PEDAL	--	5	6		1	24781-419-000	0494377	

Ref. No.	BLOCK NO. DESCRIPTION	VF700C			AREA CODE	FRAME SERIAL NUMBER	QTY REQ	PART NUMBER	HONDA CODE
		4	5	6					
4 = VF700C'84 5 = VF700C'85 6 = VF700C'86		1 9 8 4	1 9 8 5	1 9 8 6					
11	SWITCH ASSY., RR. STOP	4	--	--		1	35350-MB0-000	1246867	
	SWITCH ASSY., RR. STOP	4	--	--		1	35350-ME9-405	3822384	
	SWITCH ASSY., RR. STOP	4	--	--		1	35350-ME9-770	1562305	
12	SWITCH ASSY., RR. STOP	--	5	6		1	35350-MK3-000	2020451	
	SWITCH ASSY., RR. STOP	--	5	6		1	35350-MK3-010	3047420	
	SWITCH ASSY., RR. STOP	--	5	6		1	35350-MK3-405	3936804	
13	SPRING, STOP SWITCH	4	--	--		1	35357-MB1-000	1246875	
	SPRING, STOP SWITCH	--	5	6		1	35357-MG2-000	1447978	
14	ROD, RR. BRAKE	4	--	--		1	43451-MB1-000	1247998	
	ROD, RR. BRAKE	--	5	6		1	43451-MK3-000	2021079	
15	PEDAL COMP., RR. BRAKE	4	--	--		1	46500-MB1-000	1248418	
	PEDAL COMP., RR. BRAKE	--	5	6		1	46500-MK3-000	2021376	
16	ARM COMP., RR. BRAKE PEDAL MIDDLE	4	--	--		1	46513-MB1-000	1248434	
	ARM COMP., MIDDLE	--	5	6		1	46513-MK3-000	2021418	
17	SPRING, RR. BRAKE	4	5	6		1	46514-MB1-020	1455856	
18	STAY, STOP SWITCH	--	5	6		1	50302-MK3-000	2021608	
19	BOLT, TIE ROD	4	--	--		1	90065-MB1-000	1250810	
	BOLT, TIE ROD	--	5	6		1	90065-MK3-000	2023380	
20	BOLT, SPECIAL FLANGE, 8X30	4	5	6		1	90179-422-000	0694828	
21	NUT, GOVERNOR ARM FIXING	4	5	6		1	90201-700-000	0401398	
22	WASHER, 8MM	--	--	6		1	90514-921-000	0285189	
23	BOLT, HEX., 6X20	4	5	6		1	92000-06020-0B	0156893	
	BOLT, HEX., 6X20	4	5	6		1	92000-06020-02	0054288	
	BOLT, HEX., 6X20	4	5	6		1	92018-06020-02	4118766	
24	NUT, HEX., 6MM	4	5	6		2	94002-06020-0S	1237387	
25	PIN, SPLIT, 1.6X12	4	5	6		1	94201-16120	0251736	
26	SPRING A, BRAKE ROD	4	5	6		1	95014-73100	0271056	
27	JOINT B, BRAKE ARM	4	5	6		1	95015-32001	0400945	
28	NUT B, BRAKE ROD ADJUSTING	4	5	6		1	95015-42000	0257766	
29	PIN B, BRAKE ROD JOINT	4	5	6		1	95015-52000	0257774	
30	BOLT, FLANGE, 6X22	4	5	6		1	95790-06022-00	0483925	
	BOLT, FLANGE, 6X22	4	5	6		1	95701-06022-00	2105823	

CONTENTS

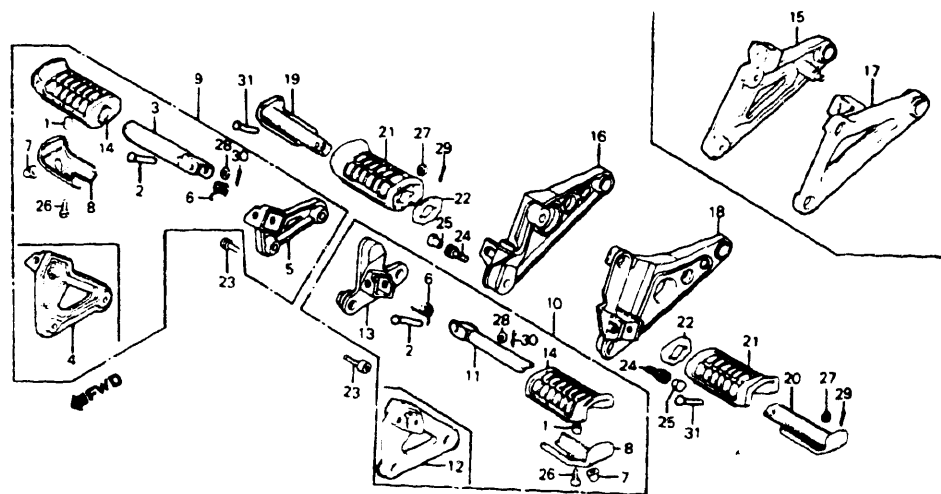
TITLE	PAGE	GRID
AIR CLEANER 84	132	H10
AIR CLEANER 85-86	136	H12
BATTERY	130	H9
BATTERY 84	127	H7
BRAKE CALIPER FR 84	94	G3
BRAKE CALIPER FR 85-86	96	G4
BRAKE MASTER FR	76	F6
BRAKE PANEL FR	102	G7
BRAKE PEDAL	144	I4
CABLES	73	F4
CANISTER 84-85	182	J11
CANISTER 86	184	J12
CLUTCH MASTER CYLINDER	78	F7
CYLINDER	76	F6
FENDER FR	86	F11
FENDER RR 84	155	I9
FENDER RR 85-86	157	I10
FINAL DRIVEN GEAR	106	G9
FOOTPEGS	146	I5
FRAME	176	J8
FUEL PUMP	130	H9
FUEL PUMP 84	127	H7
FUEL TANK 84	111	G11
FUEL TANK 85-86	114	H1
GEARSHIFT PEDAL	144	I4
HANDLEBAR	80	F8
HEADLIGHT	66	F1
HORN	84	F10
IGNITION COIL	168	J4
INSTRUMENTS 84	68	F2
INSTRUMENTS 85-86	70	F3
MAIN STAND	148	I6
MUFFLER 84	139	I1
MUFFLER 85-86	142	I3
RADIATOR 84	170	J5
RADIATOR 85-86	173	J6
RECTIFIER 84	121	H4
SEAT 84	117	H2
SEAT 85-86	119	H3
SHOCK ABSORBER FR	87	F11
SHOCK ABSORBER RR	153	I8
SIDE COVER 84	121	H4
SIDE COVER 85-86	124	H6
SIDE STAND	148	I6
SPARK UNIT 84	155	I9
STEERING STEM	84	F10
SWINGARM	150	I7
SWITCHES	73	F4
TAILLIGHT 84	164	J2
TAILLIGHT 85-86	166	J3
TOOLS	180	J10
TOP BRIDGE	80	F8
TURN SIGNAL	160	I12
WHEEL FR 84	98	G5
WHEEL FR 85-86	100	G6
WHEEL RR	104	G8
WIRE HARNESS	168	J4

VF700C'84 ENGINE NO.; RC21E-2000021 TO 2016382
 VF700C'84 FRAME NO.; RC210-EM000002 TO EM014552
 VF700C'84 ENGINE NO.; RC21E-2000019 TO 2016862
 VF700C'84 FRAME NO.; RC211-EM000003 TO EM002300

VF700C'85 ENGINE NO.; RC21E-2100016 TO 2110238
 VF700C'85 FRAME NO.; RC210-FM100006 TO FM108900
 VF700C'85 ENGINE NO.; RC21E-2100022 TO 2108674
 VF700C'85 FRAME NO.; RC211-FM100007 TO FM101325

VF700C'86 ENGINE NO.; RC21E-2200005 TO 2209873
 VF700C'86 FRAME NO.; RC210-GM200003 TO GM208928
 VF700C'86 ENGINE NO.; RC21E-2200011 TO 2210193
 VF700C'86 FRAME NO.; RC211-GM200001 TO GM201250

FOOTPEGS



F14MB1E22

Ref. No.	BLOCK NO. DESCRIPTION	VF700C			AREA CODE	FRAME SERIAL NUMBER		QTY REQ	PART NUMBER	HONDA CODE
		1	1	1		FROM	TO			
		1	1	1						
		8	8	8						
		4	5	6						
1	COLLAR, CHAIN CASE	4	5	6				2	40515-413-000	0827626
2	PIN, STEP BAR JOINT	4	5	6				2	50603-033-000	0019349
3	BAR COMP., R. FOOTPEG	4	5	6				1	50612-MB1-000	1248855
4	BRACKET, R. FOOTPEG	4						1	50615-MB1-000	1248889
5	BRACKET, R. FOOTPEG		5	6				1	50615-MK3-000	2021780
6	SPRING, STEP RETURN	4	5	6				2	50617-MB1-700	1291822
7	SLIDER, STEP	4	5	6				2	50618-MB1-000	1248939
8	STOPPER, STEP RUBBER	4	5	6				2	50619-MB1-000	1248954
9	FOOTPEG ASSY., R. MAIN	4						1	50630-MB1-700	1442318
	FOOTPEG ASSY., R. MAIN		5	6				1	50630-MK3-000	2021806
10	FOOTPEG ASSY., L. MAIN	4						1	50640-MB1-700	1442326
	FOOTPEG ASSY., L. MAIN		5	6				1	50640-MK3-000	2021822
11	BAR COMP., L. FOOTPEG	4	5	6				1	50642-MB1-000	1249010
12	BRACKET, L. FOOTPEG	4						1	50645-MB1-000	1249028
13	BRACKET, L. FOOTPEG		5	6				1	50645-MK3-000	2021848
14	RUBBER, MAIN STEP	4	5	6				2	50661-MB1-000	1249044

Ref. No.	BLOCK NO. DESCRIPTION	VF700C			AREA CODE	FRAME SERIAL NUMBER		QTY REQ	PART NUMBER	HONDA CODE
		1	1	1		FROM	TO			
		1	1	1						
		9	9	9						
		8	8	8						
		4	5	6						
15	HOLDER, R. PILLION FOOTPEG	4						1	50680-MB1-010	1721174
16	HOLDER, R. PILLION FOOTPEG		5	6				1	50680-MK3-000	2021863
17	HOLDER, L. PILLION FOOTPEG	4						1	50690-MB1-000	1249085
18	HOLDER, L. PILLION FOOTPEG		5	6				1	50690-MK3-000	2021871
19	BAR, R. PILLION STEP	4	5	6				1	50711-MB1-000	1249127
20	BAR, L. PILLION FOOTPEG	4	5	6				1	50712-MB1-000	1249143
21	RUBBER, PILLION STEP	4	5	6				2	50713-MB1-000	1249150
22	WASHER, PILLION STEP	4	5	6				2	50714-MB1-000	1249176
23	BOLT, SOCKET, 8X17	4						4	90153-MB0-000	1251123
	BOLT, SOCKET, 8X17							4	90153-MB0-405	4222808
	BOLT, SOCKET, 8X17		5	6				4	90153-MK3-000	2023570
24	BOLT, SOCKET	4	5	6				4	90109-MB0-000	1250950
	BOLT, SOCKET, 8X18	4	5	6				4	90157-MB1-000	1251164
25	CAP, SOCKET BOLT, 8MM	4	5	6				4	91455-MA6-750	1723949
26	BOLT, HEX., 6X16	4	5	6				2	92000-06016-0A	0313197
	BOLT, HEX., 6X16	4	5	6				2	92100-06016-0A	1685726
	BOLT, HEX., 6X16	4	5	6				2	92101-06016-0A	2479590
27	WASHER, PLAIN, 6MM	4	5	6				2	94101-06000	0059071
	WASHER, PLAIN, 6MM	4	5	6				2	94101-06080	3136074
	WASHER, PLAIN, 6MM	4	5	6				2	94101-06800	0345900
28	WASHER, PLAIN, 8MM	4	5	6				2	94101-08000	0059097
29	PIN, SPLIT, 1.6X10	4	5	6				2	94201-16100	0262089
30	PIN, SPLIT, 1.6X15	4	5	6				2	94201-16150	0058313
	PIN, SPLIT, 1.6X25	4	5	6				2	94201-16250	0058339
31	PIN C, PILLION STEP	4	5	6				2	95015-83000	0274118

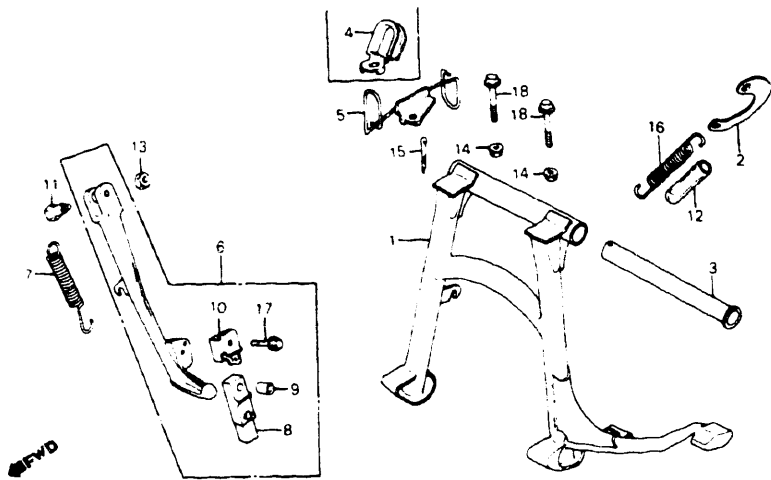
CONTENTS		
TITLE	PAGE	GRID
AIR CLEANER 84	132	H10
AIR CLEANER 85-86	136	H12
BATTERY	130	H9
BATTERY 84	127	H7
BRAKE CALIPER FR 84	94	G3
BRAKE CALIPER FR 85-86	96	G4
BRAKE MASTER FR	76	F6
BRAKE PANEL FR	102	G7
BRAKE PEDAL	144	I4
CABLES	73	F4
CANISTER 84-85	182	J11
CANISTER 86	184	J12
CLUTCH MASTER CYLINDER	78	F7
CYLINDER	76	F6
FENDER FR	86	F11
FENDER FR 84	155	I9
FENDER FR 85-86	157	I10
FINAL DRIVEN GEAR	106	G9
FOOTPEGS	146	I5
FRAME	176	J8
FUEL PUMP	103	H9
FUEL PUMP 84	127	H7
FUEL TANK 84	111	G11
FUEL TANK 85-86	114	H1
GEARSHIFT PEDAL	144	I4
HANDLEBAR	80	F8
HEADLIGHT	66	F1
HORN	84	F10
IGNITION COIL	168	J4
INSTRUMENTS 84	68	F2
INSTRUMENTS 85-86	70	F3
MAIN STAND	148	I6
MUFFLER 84	139	I1
MUFFLER 85-86	142	I3
RADIATOR 84	170	J5
RADIATOR 85-86	173	J6
RECTIFIER 84	121	H4
SEAT 84	117	H2
SEAT 85-86	119	H3
SHOCK ABSORBER FR	87	F11
SHOCK ABSORBER RR	153	I8
SIDE COVER 84	121	H4
SIDE COVER 85-86	124	H6
SIDE STAND	148	I6
SPARK UNIT 84	155	I9
STEERING STEM	84	F10
SWINGARM	150	I7
SWITCHES	73	F4
TAILLIGHT 84	164	J2
TAILLIGHT 85-86	166	J3
TOOLS	180	J10
TOP BRIDGE	80	F8
TURN SIGNAL	160	I12
WHEEL FR 84	98	G5
WHEEL FR 85-86	100	G6
WHEEL RR	104	G8
WIRE HARNESS	168	J4

VF700C'84 ENGINE NO.; RC21E-2000021 TO 2016382
 VF700C'84 FRAME NO.; RC210-EM000002 TO EM014552
 VF700C'84 ENGINE NO.; RC21E-2000019 TO 2016862
 VF700C'84 FRAME NO.; RC211-EM000003 TO EM002300

VF700C'85 ENGINE NO.; RC21E-2100016 TO 2110238
 VF700C'85 FRAME NO.; RC210-FM100006 TO FM108900
 VF700C'85 ENGINE NO.; RC21E-2100022 TO 2108674
 VF700C'85 FRAME NO.; RC211-FM100007 TO FM101325

VF700C'86 ENGINE NO.; RC21E-2200005 TO 2209873
 VF700C'86 FRAME NO.; RC210-GM200003 TO GM208928
 VF700C'86 ENGINE NO.; RC21E-2200011 TO 2210193
 VF700C'86 FRAME NO.; RC211-GM200001 TO GM201250

SIDE STAND • MAIN STAND



F14MB1E23

Ref. No.	BLOCK NO. DESCRIPTION	VF700C			AREA CODE	FRAME SERIAL NUMBER	QTY REQ	PART NUMBER	HONDA CODE
		1	9	8					
		1	9	8					
		4	5	6					
1	STAND COMP., MAIN	4	--	--			1	50500-MB1-000	1248764
	STAND COMP., MAIN	--	5	6			1	50500-MK3-000	2021723
2	PLATE, MAIN STAND SPRING	4	5	6			1	50523-425-000	0718668
3	PIPE, MAIN STAND PIVOT	4	5	6			1	50526-MB0-000	1248780
4	GUIDE, OVERFLOW TUBE	4	--	--			1	50528-MB1-000	1260652
5	GUIDE, OVERFLOW TUBE	--	5	6			1	50528-MK3-000	2021731
6	BAR ASSY., SIDE STAND	4	5	--			1	50540-MB1-000	1248814
	BAR ASSY., SIDE STAND	--	--	6			1	50540-MB4-830	2248037
7	SPRING, SIDE STAND	4	--	--			1	50541-MB0-000	1248822
	SPRING, SIDE STAND	--	5	6			1	50541-MK3-000	2021749
8	RUBBER, STAND	4	5	6			1	50548-356-700	0382648
9	COLLAR, STAND RUBBER SETTING	4	5	6			1	50549-356-700	0382655
10	BRACKET, SIDE STAND RUBBER	4	5	--			1	50574-MB0-000	1248830
	BRACKET, SIDE STAND RUBBER	--	--	6			1	50574-MB4-830	2248045
11	BOLT, SIDE STAND PIVOT	4	--	--			1	90108-MB0-000	1250943
	SCREW, STAND PIVOT	--	5	6			1	90109-460-840	1113158

Ref. No.	BLOCK NO. DESCRIPTION	VF700C			AREA CODE	FRAME SERIAL NUMBER	QTY REQ	PART NUMBER	HONDA CODE
		1	9	8					
		1	9	8					
		4	5	6					
12	COVER, MAIN STAND SPRING	4	5	6			1	90125-410-000	0486910
13	NUT, HEX., 10MM	4	--	--			1	94031-10070	1251826
	NUT, SIDE STAND	--	5	6			1	90203-MJ4-000	1806918
14	NUT, FLANGE, 8MM	4	5	6			2	94050-08000	0481143
15	PIN, COTTER, 2.5MM	4	5	6			1	94201-25250	0145581
	PIN, COTTER, 2.5MM	4	5	6			1	94201-25300	0156091
16	SPRING G, MAIN STAND	4	5	6			1	95014-71702	0414250
17	BOLT, FLANGE, 6X25	4	5	--			1	95700-06025-07	0721076
	BOLT, FLANGE, 6X25	4	5	--			1	95701-06025-07	2449122
	BOLT, SIDE STAND RUBBER SET	4	5	6	A		1	90115-MB0-000	1794056
	BOLT, FLANGE, 6X25	--	--	6			1	90108-MB4-830	2248268
18	BOLT, FLANGE, 8X40	4	5	6			2	95700-08040-00	0671222
	BOLT, FLANGE, 8X40	4	5	6			2	95701-08040-00	2298404

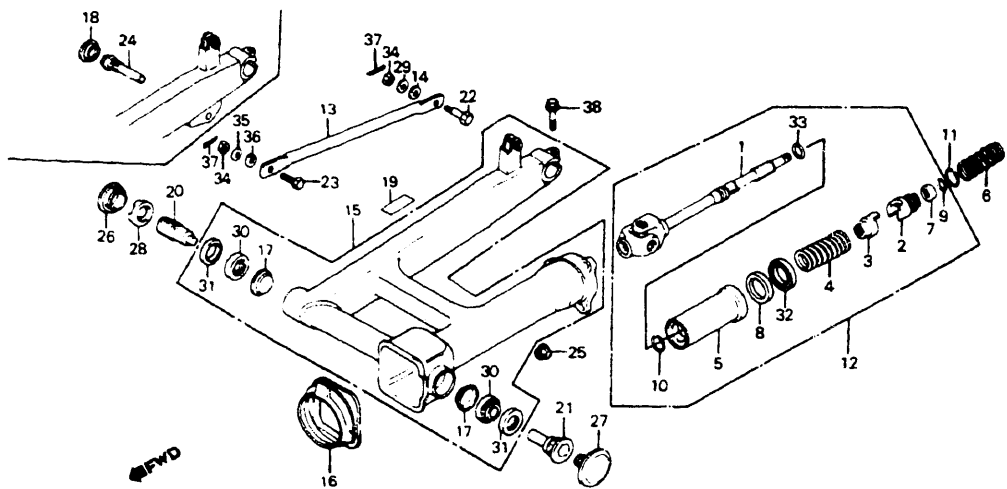
CONTENTS		
TITLE	PAGE	GRID
AIR CLEANER 84	132	H10
AIR CLEANER 85-86	136	H12
BATTERY	130	H9
BATTERY 84	127	H7
BRAKE CALIPER FR 84	94	G3
BRAKE CALIPER FR 85-86	96	G4
BRAKE MASTER FR	76	F6
BRAKE PANEL RR	102	G7
BRAKE PEDAL	144	I4
CABLES	73	F4
CANISTER 84-85	182	J11
CANISTER 86	184	J12
CLUTCH MASTER CYLINDER	78	F7
CYLINDER	76	F6
FENDER FR	86	F11
FENDER RR 84	155	I9
FENDER RR 85-86	157	I10
FINAL DRIVEN GEAR	106	G9
FOOTPEGS	146	I5
FRAME	176	J8
FUEL PUMP	130	H9
FUEL PUMP 84	127	H7
FUEL TANK 84	111	G11
FUEL TANK 85-86	114	H1
GEARSHIFT PEDAL	144	I4
HANDLEBAR	80	FB
HEADLIGHT	66	F1
HORN	84	F10
IGNITION COIL	168	J4
INSTRUMENTS 84	68	F2
INSTRUMENTS 85-86	70	F3
MAIN STAND	148	I6
MUFFLER 84	139	I1
MUFFLER 85-86	142	I3
RADIATOR 84	170	J5
RADIATOR 85-86	173	J6
RECTIFIER 84	121	H4
SEAT 84	117	H2
SEAT 85-86	119	H3
SHOCK ABSORBER FR	87	F11
SHOCK ABSORBER RR	153	I8
SIDE COVER 84	121	H4
SIDE COVER 85-86	124	H6
SIDE STAND	148	I6
SPARK UNIT 84	155	I9
STEERING STEM	84	F10
SWINGARM	150	I7
SWITCHES	73	F4
TAILLIGHT 84	164	J2
TAILLIGHT 85-86	166	J3
TOOLS	180	J10
TOP BRIDGE	80	FB
TURN SIGNAL	160	I12
WHEEL FR 84	98	G5
WHEEL FR 85-86	100	G6
WHEEL RR	104	G8
WIRE HARNESS	168	J4

VF700C'84 ENGINE NO.; RC21E-2000021 TO 2016382
 VF700C'84 FRAME NO.; RC210-EM00002 TO EM014552
 VF700C'84 ENGINE NO.; RC21E-2000019 TO 2016862
 VF700C'84 FRAME NO.; RC211-EM000003 TO EM002300

VF700C'85 ENGINE NO.; RC21E-2100016 TO 2110238
 VF700C'85 FRAME NO.; RC210-FM100006 TO FM108900
 VF700C'85 ENGINE NO.; RC21E-2100022 TO 2108674
 VF700C'85 FRAME NO.; RC211-FM100007 TO FM101325

VF700C'86 ENGINE NO.; RC21E-2200005 TO 2209873
 VF700C'86 FRAME NO.; RC210-GM200003 TO GM208928
 VF700C'86 ENGINE NO.; RC21E-2200011 TO 2210193
 VF700C'86 FRAME NO.; RC211-GM200001 TO GM201250

SWINGARM



"CAUTION OR WARNING LABELS MUST BE ORDERED SEPARATELY WHEN APPLICABLE"

F14MB1E24

4 = VF700C'84
5 = VF700C'85
6 = VF700C'86

VF700C
1 1 1
9 9 9
8 8 8
4 5 6

A
R
E
A
C
O
D
E

FRAME
SERIAL NUMBER
FROM TC

Q
T
Y
R
E
Q

PART NUMBER

HONDA
CODE

Ref. No.	BLOCK NO. DESCRIPTION	F-24	VF700C	A R E A C O D E	FRAME SERIAL NUMBER	Q T Y R E Q	PART NUMBER	HONDA CODE
1	JOINT COMP., YOKE		4	---	A	---	EM001556	1 40200-MB1-003 1282060
			4	---	AC	---	EM000015	1 40200-MB1-003 1282060
	JOINT COMP., YOKE		4	---	A	---	EM001556	1 40200-MB1-013 2257582
			4	---	AC	---	EM000015	1 40200-MB1-013 2257582
			4	---		---		1 40200-MB1-013 2257582
	JOINT COMP., YOKE		--	5 6				1 40200-MK3-003 2020725
2	CAM, DAMPER		4	5 6				1 40211-MB0-000 1247378
3	LIFTER, DAMPER		4	5 6				1 40212-MB0-000 1247386
4	SPRING, DAMPER CAM		4	5 6				1 40213-MB0-010 1316686
5	COVER, DAMPER		4	---				1 40214-MB0-010 1316694
			--	5 6				1 40214-MK3-000 2020733
6	SPRING, PROPELLER SHAFT		4	5 6				1 40215-MB0-003 1247410
7	STOPPER, SPRING		4	5 6				1 40216-MB0-000 1247428
8	GUIDE, OIL SEAL		4	5 6				1 40217-MB0-010 1316702
9	RING, SPRING STOPPER		4	5 6				1 40218-MB0-000 1247444
10	RING, DAMPER COVER		4	5 6				1 40219-MB0-000 1316710
11	RING, STOPPER		4	5 6				1 40221-MB0-000 1247451

4 = VF700C'84
5 = VF700C'85
6 = VF700C'86

VF700C

A
R
E
A
C
O
D
E

1 1 1
9 9 9
8 8 8
4 5 6

Ref. BLOCK NO. F-24
No. DESCRIPTION

FRAME
SERIAL NUMBER
FROM TO

Q
T
Y
R
E
Q

PART NUMBER

HONDA
CODE

12	SHAFT ASSY., DRIVE		4	---	A	---	EM001556	1 40250-MB1-010 1303783
			4	---	AC	---	EM000015	1 40250-MB1-010 1303783
	SHAFT ASSY., DRIVE		4	---	A	---	EM001556	1 40250-MB1-020 2146496
			4	---	AC	---	EM000015	1 40250-MB1-020 2146496
			4	---		---		1 40250-MB1-020 2146496
	SHAFT ASSY., DRIVE		--	5 6				1 40250-MK3-000 2020741
	SHAFT ASSY., DRIVE		--	5 6				1 40250-MK3-010 2655751
13	ARM, RR. BRAKE STOPPER		--	5 6				1 43431-415-010 2045771
14	RUBBER, STOPPER ARM CUSHION		--	5 6				1 43434-286-000 0172726
15	SWINGARM ASSY., RR. *NH1* (BLACK)		4	---				1 52100-MB1-700ZA 1291962
	SWINGARM ASSY., RR. *NH1* (BLACK)		--	5 6				1 52100-MK3-000ZA 2022150
16	BOOT, JOINT		4	5 6				1 52105-MB0-000 1249515
17	HOLDER, RR. SWINGARM GREASE		4	5 6				2 52112-MA1-300 1055201
18	CAP, SWINGARM SIDE		4	---				1 52120-MB0-000 1249523
19	LABEL, TIRE CAUTION		4	---				1 87505-MB1-770 1295971
	LABEL, TIRE CAUTION		--	5 6				1 87505-MK3-670 2023208
20	BOLT, R. RR. SWINGARM PIVOT		4	5 6				1 90121-MB0-000 1250992
21	BOLT, L. RR. SWINGARM PIVOT		4	5 6				1 90122-MB0-000 1251008
22	BOLT, RR. BRAKE STOPPER		--	5 6				1 90127-393-000 0446633
23	BOLT, RR. BRAKE STOPPER ARM		--	5 6				1 90133-286-000 0155044
24	BOLT, PANEL STOPPER		4	---				1 90158-MB0-020 2391308
25	NUT, HEX., 10MM		4	---				3 90308-357-000 0322156
	NUT, HEX., 10MM		--	5 6				3 90308-ME5-000 1372861
26	CAP, R. LOCK NUT		4	5 6				1 90312-MB0-000 1251297
27	CAP, L. LOCK NUT		4	5 6				1 90313-MB0-000 1251305
28	NUT, RR. SWINGARM PIVOT		4	5 6				1 90355-469-000 0875401
29	WASHER, 8MM		--	5 6				1 90505-425-000 0709766
30	BEARING, 30203J		4	5 6				2 91066-MC7-004 1218528
31	DUST SEAL, 26X40X5		4	5 6				2 91268-463-003 0886309
32	OIL SEAL, 47X56X7		4	---				1 91271-MB0-003 1251529
	OIL SEAL, 47X56X7		4	---				1 91271-MK3-003 2023844
	OIL SEAL, 47X56X7		4	5 6				1 91271-MB0-013 2648038

CONTENTS

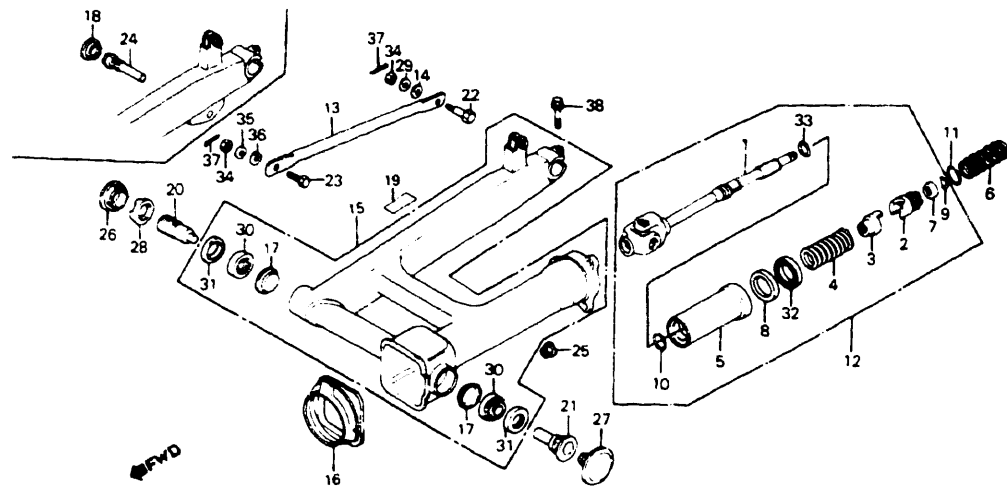
TITLE	PAGE	GRID
AIR CLEANER 84	132	H10
AIR CLEANER 85-86	136	H12
BATTERY	130	H9
BATTERY 84	127	H7
BRAKE CALIPER FR 84	94	G3
BRAKE CALIPER FR 85-86	96	G4
BRAKE MASTER FR	76	F6
BRAKE PANEL RR	102	G7
BRAKE PEDAL	144	I4
CABLES	73	F4
CANISTER 84-85	182	J11
CANISTER 86	184	J12
CLUTCH MASTER CYLINDER	78	F7
CYLINDER	76	F6
FENDER FR	86	F11
FENDER RR 84	155	I9
FENDER RR 85-86	157	I10
FINAL DRIVEN GEAR	106	G9
FOOTPEGS	146	I5
FRAME	176	J8
FUEL PUMP	130	H9
FUEL PUMP 84	127	H7
FUEL TANK 84	111	G11
FUEL TANK 85-86	114	H1
GEARSHIFT PEDAL	144	I4
HANDLEBAR	80	F8
HEADLIGHT	66	F1
HORN	84	F10
IGNITION COIL	168	J4
INSTRUMENTS 84	68	F2
INSTRUMENTS 85-86	70	F3
MAIN STAND	148	I6
MUFFLER 84	139	I1
MUFFLER 85-86	142	I3
RADIATOR 84	170	J5
RADIATOR 85-86	173	J6
RECTIFIER 84	121	H4
SEAT 84	117	H2
SEAT 85-86	119	H3
SHOCK ABSORBER FR	87	F11
SHOCK ABSORBER RR	153	I8
SIDE COVER 84	121	H4
SIDE COVER 85-86	124	H6
SIDE STAND	148	I6
SPARK UNIT 84	155	I9
STEERING STEM	84	F10
SWINGARM	150	I7
SWITCHES	73	F4
TAILLIGHT 84	164	J2
TAILLIGHT 85-86	166	J3
TOOLS	180	J10
TOP BRIDGE	80	F8
TURN SIGNAL	160	I2
WHEEL FR 84	98	G5
WHEEL FR 85-86	100	G6
WHEEL RR	104	G8
WIRE HARNESS	168	J4

VF700C'84 ENGINE NO.; RC21E-2000021 TO 2016382
VF700C'84 FRAME NO.; RC210-EM000002 TO EM014552
VF700C'84 ENGINE NO.; RC21E-2000019 TO 2016862
VF700C'84 FRAME NO.; RC211-EM000003 TO EM002300

VF700C'85 ENGINE NO.; RC21E-2100016 TO 2110238
VF700C'85 FRAME NO.; RC210-FM100006 TO FM108900
VF700C'85 ENGINE NO.; RC21E-2100022 TO 2108674
VF700C'85 FRAME NO.; RC211-FM100007 TO FM101325

VF700C'86 ENGINE NO.; RC21E-2200005 TO 2209873
VF700C'86 FRAME NO.; RC210-GM200003 TO GM208928
VF700C'86 ENGINE NO.; RC21E-2200011 TO 2210193
VF700C'86 FRAME NO.; RC211-GM200001 TO GM201250

SWINGARM



CAUTION OR WARNING LABELS MUST BE ORDERED SEPARATELY WHEN APPLICABLE

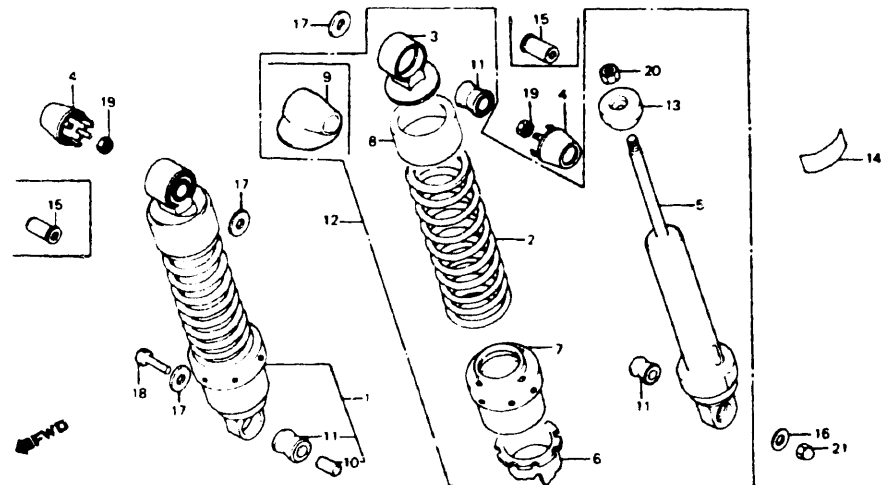
F14MB1E24

Ref. No.	BLOCK NO. DESCRIPTION	VF700C			AREA CODE	FRAME SERIAL NUMBER	QTY REQ	PART NUMBER	HONDA CODE
		4	5	6					
		1	1	1					
		9	9	9					
		8	8	8					
		4	5	6					
33	O-RING, 19X1.9	4	5	6		----	1	91361-MB0-000	1442334
34	NUT, HEX., 8MM	--	5	6		----	2	94001-08000-0S	0167338
35	WASHER, PLAIN, 8MM	--	5	6		----	1	94101-08000	0059097
36	WASHER, SPRING, 8MM	--	5	6		----	1	94111-10000	0059006
37	PIN, SPLIT, 2.0X18	--	5	6		----	2	94201-20180	0219279
	PIN, SPLIT, 2.0X20	--	5	6		----	2	94201-20200	0058354
	PIN, COTTER, 2.0X22	--	5	6		----	2	94201-20220	0058362
	PIN, SPLIT, 2.0X25	--	5	6		----	2	94201-20250	0058370
	PIN, COTTER, 2.0X32	--	5	6		----	2	94201-20320	0145607
	PIN, SPLIT, 2.0X35	--	5	6		----	2	94201-20350	0058388
	PIN, COTTER, 2.0X22	--	5	6		----	2	94201-29220	1484047
38	BOLT, FLANGE, 8X32	4	5	6		----	1	95700-08032-00	0637173
	BOLT, FLANGE, 8X32	4	5	6		----	1	95701-08032-00	2751725

VF700C'84 ENGINE NO.; RC21E-2000021 TO 2016382
 VF700C'84 FRAME NO.; RC210-EM000002 TO EM014552
 VF700C'84 ENGINE NO.; RC21E-2000019 TO 2016862
 VF700C'84 FRAME NO.; RC211-EM000003 TO EM002300

VF700C'85 ENGINE NO.; RC21E-2100016 TO 2110238
 VF700C'85 FRAME NO.; RC210-FM100006 TO FM108900
 VF700C'85 ENGINE NO.; RC21E-2100022 TO 2108674
 VF700C'85 FRAME NO.; RC211-FM100007 TO FM101325

REAR SHOCK ABSORBER



F14MB1E25

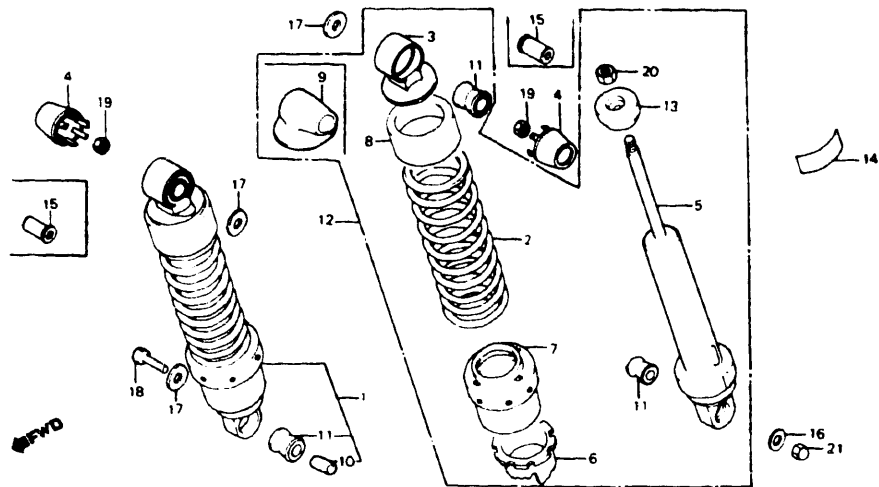
Ref. No.	BLOCK NO. DESCRIPTION	VF700C			AREA CODE	FRAME SERIAL NUMBER	QTY REQ	PART NUMBER	HONDA CODE
		4	5	6					
		1	1	1					
		9	9	9					
		8	8	8					
		4	5	6					
1	SHOCK ABSORBER ASSY., R. RR.	4	--	--		----	1	52400-MB1-871	1723956
	SHOCK ABSORBER ASSY., R. RR.	--	5	6		----	1	52400-MK3-003	2022242
2	SPRING, RR. SHOCK	4	--	--		----	2	52401-MB1-871	1723964
	SPRING, RR. SHOCK	--	5	6		----	2	52401-MK3-003	2022267
3	JOINT COMP., UPPER	--	5	6		----	2	52403-MK3-003	2022275
4	CAP, RR. SHOCK UPPER JOINT	--	5	6		----	2	52405-MK3-000	2022283
5	DAMPER COMP., RR.	4	--	--		----	2	52410-MB1-871	1723980
	DAMPER COMP., RR.	--	5	6		----	2	52410-MK3-003	2022309
6	ADJUSTER, SPRING	4	5	6		----	2	52422-ME9-003	1457563
7	SEAT, SPRING	4	5	6		----	2	52458-ME9-003	1455252
8	CASE, RR. SHOCK UPPER	4	5	6		----	2	52460-MB1-871	1723998
9	JOINT SET, RR. SHOCK	4	--	--		----	2	52480-MB1-870	1777135
10	COLLAR, RR. SHOCK ABSORBER	4	5	6		----	1	52486-463-000	0884411
11	BUSH, UPPER RUBBER (SHOWA)	4	--	--		----	2	52489-461-771	1095751
		--	5	6		----	4	52489-461-771	1095751
12	SHOCK ABSORBER ASSY., L. RR.	4	--	--		----	1	52500-MB1-871	1724004

VF700C'86 ENGINE NO.; RC21E-2200005 TO 2209873
 VF700C'86 FRAME NO.; RC210-GM200003 TO GM208928
 VF700C'86 ENGINE NO.; RC21E-2200011 TO 2210193
 VF700C'86 FRAME NO.; RC211-GM200001 TO GM201250

CONTENTS

TITLE	PAGE	GRID
AIR CLEANER 84	132	H10
AIR CLEANER 85-86	136	H12
BATTERY	130	H9
BATTERY 84	127	H7
BRAKE CALIPER FR 84	94	G3
BRAKE CALIPER FR 85-86	96	G4
BRAKE MASTER FR	76	F6
BRAKE PANEL RR	102	G7
BRAKE PEDAL	144	I4
CABLES	73	F4
CANISTER 84-85	182	J11
CANISTER 86	184	J12
CLUTCH MASTER CYLINDER	78	F7
CYLINDER	76	F6
FENDER FR	86	F11
FENDER RR 84	155	I9
FENDER RR 85-86	157	I10
FINAL DRIVEN GEAR	106	G9
FOOTPEGS	146	I5
FRAME	176	J8
FUEL PUMP	130	H9
FUEL PUMP 84	127	H7
FUEL TANK 84	111	G11
FUEL TANK 85-86	114	H1
GEARSHIFT PEDAL	144	I4
HANDLEBAR	80	F8
HEADLIGHT	66	F1
HORN	84	F10
IGNITION COIL	168	J4
INSTRUMENTS 84	68	F2
INSTRUMENTS 85-86	70	F3
MAIN STAND	148	I6
MUFFLER 84	139	I1
MUFFLER 85-86	142	I3
RADIATOR 84	170	J5
RADIATOR 85-86	173	J6
RECTIFIER 84	121	H4
SEAT 84	117	H2
SEAT 85-86	119	H3
SHOCK ABSORBER FR	87	F11
SHOCK ABSORBER RR	153	I8
SIDE COVER 84	121	H4
SIDE COVER 85-86	124	H6
SIDE STAND	148	I6
SPARK UNIT 84	155	I9
STEERING STEM	84	F10
SWINGARM	150	I7
SWITCHES	73	F4
TAILLIGHT 84	164	J2
TAILLIGHT 85-86	166	J3
TOOLS	180	J10
TOP BRIDGE	80	F8
TURN SIGNAL	160	I12
WHEEL FR 84	98	G5
WHEEL FR 85-86	100	G6
WHEEL RR	104	G8
WIRE HARNESS	168	J4

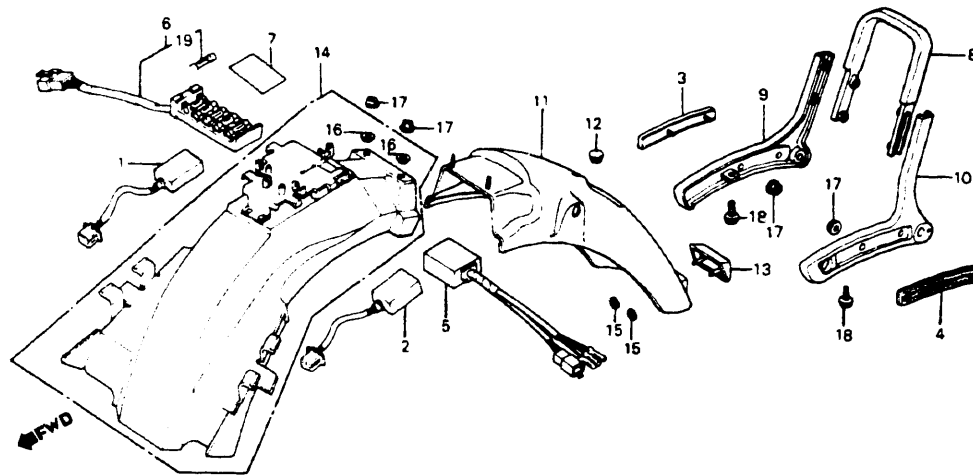
REAR SHOCK ABSORBER



F14MB1E25

Ref. No.	BLOCK NO. DESCRIPTION	VF700C			AREA CODE	FRAME SERIAL NUMBER FROM TO	QTY REQ	PART NUMBER	HONDA CODE
		4	5	6					
	4 = VF700C'84 5 = VF700C'85 6 = VF700C'86	1	1	1					
		8	8	8					
		4	5	6					
		4	5	6					
12	SHOCK ABSORBER ASSY., L. RR.	--	5	6		-----	1	52500-MK3-003	2022366
13	RUBBER, STOPPER	4	--	--		-----	2	52517-MB1-871	1724012
	RUBBER, STOPPER	--	5	6		-----	2	52517-MK3-003	2022374
14	LABEL, HELMET HOLDER	4	--	--		-----	1	87511-323-670	0274811
15	NUT, RR. SHOCK ABSORBER	4	--	--		-----	2	90309-MB1-000	1251289
16	WASHER, PLAIN, 16MM	4	5	6		-----	1	90439-463-000	0912840
17	WASHER, 10.3MM	4	5	6		-----	3	90521-292-000	0144873
18	BOLT, HEX., 10X35	4	5	6		-----	1	93200-10035-0B	0912857
19	NUT, HEX., 10MM	--	5	6		-----	2	94001-10000-0S	0145391
20	NUT, HEX., 12MM	4	5	6		-----	2	94002-12000-0S	0187500
21	NUT, RR. SHOCK ABSORBER UPPER	4	--	--	A	-----	1	90309-315-000	0241588
	NUT, CAP, 10MM	4	--	--	AC	-----	1	94021-10020-0S	0172155
		--	--	6		-----	1	94021-10020-0S	0172155
	NUT, CAP, 10MM	--	5	--		-----	1	94021-10000-0S	0261917

REAR FENDER • SPARK UNIT - 84



F14MB1E26

Ref. No.	BLOCK NO. DESCRIPTION	VF700C			AREA CODE	FRAME SERIAL NUMBER FROM TO	QTY REQ	PART NUMBER	HONDA CODE
		4	5	6					
	4 = VF700C'84 5 = VF700C'85 6 = VF700C'86	1	1	1					
		8	8	8					
		4	5	6					
		4	5	6					
1	SPARK UNIT	4	--	--		-----	1	30400-MB1-871	1724020
2	SPARK UNIT	4	--	--		-----	1	30410-MB1-871	1724046
3	REFLECTOR, R. RR. REFLEX	4	--	--		-----	1	33742-MB1-671	1260595
4	REFLECTOR, L. RR. REFLEX	4	--	--		-----	1	33743-MB1-671	1260603
5	SENSOR, STOP & TAILLIGHT	4	--	--		-----	1	35550-MB1-771	1377373
6	PLATE ASSY., FUSE	4	--	--		-----	1	38200-MB1-005	1247303
7	LABEL, FUSE	4	--	--		-----	1	38215-MB1-000	1247329
8	RAIL, RR. GRAB	4	--	--		-----	1	77320-MB1-670	1250232
9	BRACKET, R. GRAB RAIL	4	--	--		-----	1	77330-MB1-700	1292028
10	BRACKET, L. GRAB RAIL	4	--	--		-----	1	77340-MB1-700	1292036
11	FENDER A, RR.	4	--	--		-----	1	80100-MB1-000	1250273
12	PLUG, RR. FENDER	4	--	--		-----	1	80101-MB1-670	1250299
13	EMBLEM, RR. FENDER	4	--	--		-----	1	80102-MB1-770	1441971
14	FENDER B, RR.	4	--	--		-----	1	80105-MB1-700	1292044
	FENDER B, RR.	4	--	--		-----	1	80105-MB1-930	4124376
15	NUT, SPEED, 3MM	4	--	--		-----	2	90313-567-000	0258863

F AMERICAN HONDA MOTOR CO. LTD. 1993 155

CONTENTS

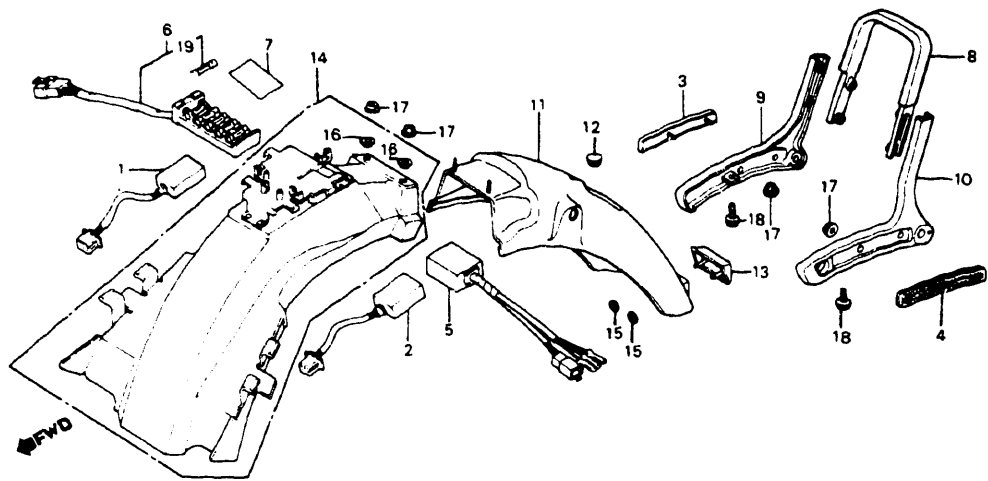
TITLE	PAGE	GRID
AIR CLEANER 84	132	H10
AIR CLEANER 85-86	136	H12
BATTERY	130	H9
BATTERY 84	127	H7
BRAKE CALIPER, FR 84	94	G3
BRAKE CALIPER, FR 85-86	96	G4
BRAKE MASTER, FR	76	F6
BRAKE PANEL, RR	102	G7
BRAKE PEDAL	144	I4
CABLES	73	F4
CANISTER 84-85	182	J11
CANISTER 86	184	J12
CLUTCH MASTER CYLINDER	78	F7
CYLINDER	76	F6
FENDER FR	86	F11
FENDER RR 84	155	I9
FENDER RR 85-86	157	I10
FINAL DRIVEN GEAR	106	G9
FOOTPEGS	146	I5
FRAME	176	J8
FUEL PUMP	130	H9
FUEL PUMP 84	127	H7
FUEL TANK 84	111	G11
FUEL TANK 85-86	114	H1
GEARSHIFT PEDAL	144	I4
HANDLEBAR	80	F8
HEADLIGHT	66	F1
HORN	84	F10
IGNITION COIL	168	J4
INSTRUMENTS 84	68	F2
INSTRUMENTS 85-86	70	F3
MAIN STAND	148	I6
MUFFLER 84	139	I1
MUFFLER 85-86	142	I3
RADIATOR 84	170	J5
RADIATOR 85-86	173	J6
RECTIFIER 84	121	H4
SEAT 84	117	H2
SEAT 85-86	119	H3
SHOCK ABSORBER, FR	87	F11
SHOCK ABSORBER, RR	153	I8
SIDE COVER 84	121	H4
SIDE COVER 85-86	124	H6
SIDE STAND	148	I6
SPARK UNIT 84	155	I9
STEERING STEM	84	F10
SWINGARM	150	I7
SWITCHES	73	F4
TAILLIGHT 84	164	J2
TAILLIGHT 85-86	166	J3
TOOLS	180	J10
TOP BRIDGE	80	F8
TURN SIGNAL	160	I12
WHEEL, FR 84	98	G5
WHEEL, FR 85-86	100	G6
WHEEL, RR	104	G8
WIRE HARNESS	168	J4

VF700C'84 ENGINE NO.; RC21E-2000021 TO 2016382
 VF700C'84 FRAME NO.; RC210-EM000002 TO EM014552
 VF700C'84 ENGINE NO.; RC21E-2000019 TO 2016862
 VF700C'84 FRAME NO.; RC211-FM000003 TO EM002300

VF700C'85 ENGINE NO.; RC21E-2100016 TO 2110238
 VF700C'85 FRAME NO.; RC210-FM100006 TO FM108900
 VF700C'85 ENGINE NO.; RC21E-2100022 TO 2108674
 VF700C'85 FRAME NO.; RC211-FM100007 TO FM101325

VF700C'86 ENGINE NO.; RC21E-2200005 TO 2209873
 VF700C'86 FRAME NO.; RC210-GM200003 TO GM208928
 VF700C'86 ENGINE NO.; RC21E-2200011 TO 2210193
 VF700C'86 FRAME NO.; RC211-GM200001 TO GM201250

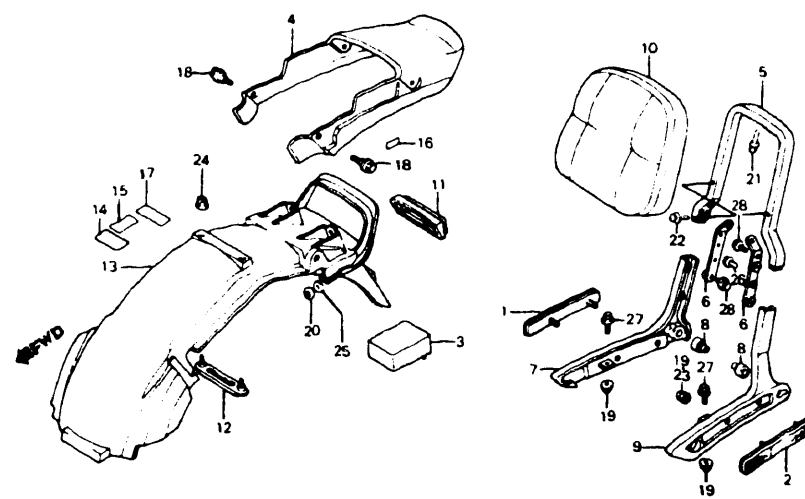
REAR FENDER • SPARK UNIT - 84



F14MB1E26

Ref. No.	BLOCK NO. DESCRIPTION	VF700C			AREA CODE	FRAME SERIAL NUMBER		QTY REQ	PART NUMBER	HONDA CODE
		1	9	8		FROM	TO			
	4 = VF700C'84 5 = VF700C'85 6 = VF700C'86	1	9	8						
		4	5	6						
16	WASHER, 6X20	4	---	---	---	---	---	2	90512-300-000	0191494
17	NUT, FLANGE, 6MM	4	---	---	---	---	---	6	94050-06000	0471623
18	BOLT, FLANGE, 6X12	4	---	---	---	---	---	4	95700-06012-08	0252254
	BOLT, FLANGE, 6X12	4	---	---	---	---	---	4	95701-06012-08	2170793
19	FUSE B (15A)	4	---	---	---	---	---	5	98200-21500	0252387

REAR FENDER - 85-86



F14MB1E2601

"CAUTION OR WARNING LABELS MUST BE ORDERED SEPARATELY WHEN APPLICABLE"

Ref. No.	BLOCK NO. DESCRIPTION	VF700C			AREA CODE	FRAME SERIAL NUMBER		QTY REQ	PART NUMBER	HONDA CODE
		1	9	8		FROM	TO			
	4 = VF700C'84 5 = VF700C'85 6 = VF700C'86	1	9	8						
		4	5	6						
1	REFLECTOR, R. RR. REFLEX	---	5	6	---	---	---	1	33742-MB1-671	1260595
2	REFLECTOR, L. RR. REFLEX	---	5	6	---	---	---	1	33743-MB1-671	1260603
3	SENSOR, STOP & TAILLIGHT	---	5	6	---	---	---	1	35550-MB2-771	1718311
4	COWL, RR. *R130CU* (CANDY SCORPIO RED)	---	5	---	---	---	---	1	77200-MK3-000ZB	2022754
	COWL, RR. *NH1Z* (BLACK-Z)	---	5	6	---	---	---	1	77200-MK3-000ZA	2022747
	COWL, RR. *R101CU* (CANDY GLORY RED)	---	---	6	---	---	---	1	77200-MK3-000ZC	2248144
5	RAIL, RR. GRAB	---	5	6	---	---	---	1	77320-MK3-000	2022796
6	STAY, RR. GRAB RAIL SETTING	---	5	6	---	---	---	2	77324-MK3-000	2022804
7	BRACKET, R. GRAB RAIL	---	5	6	---	---	---	1	77330-MK3-000	2022812
8	COLLAR, GRAB RAIL SETTING	---	5	6	---	---	---	2	77335-MK3-000	2022820
9	BRACKET, L. GRAB RAIL	---	5	6	---	---	---	1	77340-MK3-000	2022838
10	SEAT COMP., BACK	---	5	6	---	---	---	1	77400-MK3-000	2022846
11	EMBLEM, RR. FENDER	---	5	6	---	---	---	1	80102-MK3-000	2022911
12	PLATE, RR. FENDER SETTING	---	5	6	---	---	---	1	80106-MK3-000	2022952

AMERICAN HONDA MOTOR CO. LTD. 1993 110

CONTENTS

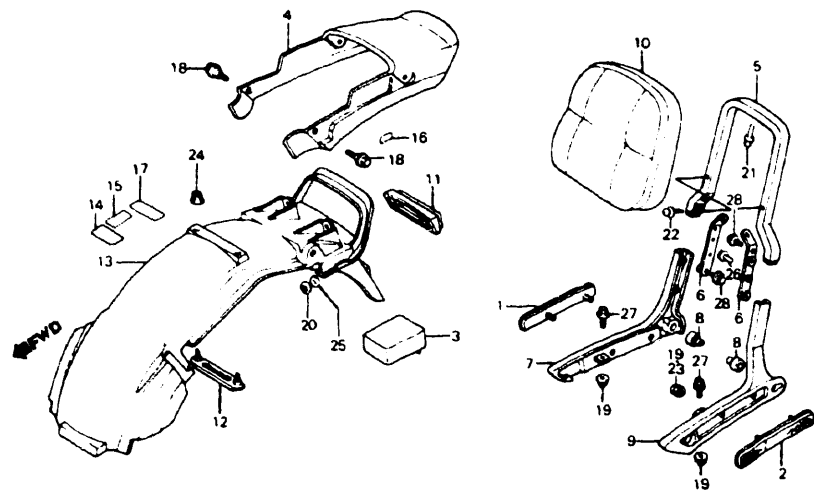
TITLE	PAGE	GRID
AIR CLEANER 84	132	H10
AIR CLEANER 85-86	136	H12
BATTERY	130	H9
BATTERY 84	127	H7
BRAKE CALIPER, FR. 84	94	G3
BRAKE CALIPER, FR. 85-86	96	G4
BRAKE MASTER, FR.	76	F6
BRAKE PANEL, RR.	102	G7
BRAKE PEDAL	144	I4
CABLES	73	F4
CANISTER 84-85	182	J11
CANISTER 86	184	J12
CLUTCH MASTER CYLINDER	78	F7
CYLINDER	76	F6
FENDER, FR.	86	F11
FENDER, RR. 84	155	I9
FENDER, RR. 85-86	157	I10
FINAL DRIVEN GEAR	106	G9
FOOTPEGS	146	I5
FRAME	176	J8
FUEL PUMP	130	H9
FUEL PUMP 84	127	H7
FUEL TANK 84	111	G11
FUEL TANK 85-86	114	H1
GEARSHIFT PEDAL	144	I4
HANDLEBAR	80	F8
HEADLIGHT	66	F1
HORN	84	F10
IGNITION COIL	168	J4
INSTRUMENTS 84	68	F2
INSTRUMENTS 85-86	70	F3
MAIN STAND	148	I6
MUFFLER 84	139	I1
MUFFLER 85-86	142	I3
RADIATOR 84	170	J5
RADIATOR 85-86	173	J6
RECTIFIER 84	121	H4
SEAT 84	117	H2
SEAT 85-86	119	H3
SHOCK ABSORBER, FR.	87	F11
SHOCK ABSORBER, RR.	153	I8
SIDE COVER 84	121	H4
SIDE COVER, 85-86	124	H6
SIDE STAND	148	I6
SPARK UNIT 84	155	I9
STEERING STEM	84	F10
SWINGARM	150	I7
SWITCHES	73	F4
TAILLIGHT 84	164	J2
TAILLIGHT 85-86	166	J3
TOOLS	180	J10
TOP BRIDGE	80	F8
TURN SIGNAL	160	I12
WHEEL, FR. 84	98	G5
WHEEL, FR. 85-86	100	G6
WHEEL, RR.	104	G8
WIRE HARNESS	168	J4

VF700C'84 ENGINE NO.; RC21E-2000021 TO 2016382
 VF700C'84 FRAME NO.; RC210-EM000002 TO EM014552
 VF700C'84 ENGINE NO.; RC21E-2000019 TO 2016862
 VF700C'84 FRAME NO.; RC211-EM000003 TO EM002300

VF700C'85 ENGINE NO.; RC21E-2100016 TO 2110238
 VF700C'85 FRAME NO.; RC210-FM100006 TO FM108900
 VF700C'85 ENGINE NO.; RC21E-2100022 TO 2108674
 VF700C'85 FRAME NO.; RC211-FM100007 TO FM101325

VF700C'86 ENGINE NO.; RC21E-2200005 TO 2209873
 VF700C'86 FRAME NO.; RC210-GM200003 TO GM208928
 VF700C'86 ENGINE NO.; RC21E-2200011 TO 2210193
 VF700C'86 FRAME NO.; RC211-GM200001 TO GM201250

REAR FENDER - 85-86



"CAUTION OR WARNING LABELS MUST BE ORDERED SEPARATELY WHEN APPLICABLE"

F14MB1E2601

Ref. No.	BLOCK NO.	F-26-1	VF700C			AREA CODE	FRAME SERIAL NUMBER		QTY REQ	PART NUMBER	HONDA CODE
			1	1	1		FROM	TO			
4 = VF700C'84			1	1	1						
5 = VF700C'85			9	9	9						
6 = VF700C'86			8	8	8						
			4	5	6						
13	FENDER COMP. *R130CU*(A) (CANDY SCORPIO RED)		5					1	80110-MK3-000ZB	2022994	
	FENDER COMP. *NH1Z*(A) (BLACK-Z)		5	6				1	80110-MK3-000ZA	2022986	
	FENDER COMP. *R101CU*(A) (CANDY GLORY RED)				6			1	80110-MK3-000ZC	2257616	
14	DIAGRAM, VACUUM HOSE ROUTING		5			AC		1	87135-MK3-680	2039659	
	DIAGRAM, VACUUM HOSE ROUTING				6	AC		1	87135-MK3-780	2248219	
15	LABEL, BATTERY CAUTION		5	6				1	87506-MK3-300	2023216	
16	LABEL, HELMET HOLDER		5	6				1	87511-MK3-300	2061919	
17	MARK, ACCESSORIES & LOADING CAUTION		5	6				1	87512-461-770	0954354	
18	BOLT, FLANGE, 6MM		5					2	90111-187-000	1032069	
	BOLT, FLANGE, 6MM				6			2	90116-ME9-000	1371038	
19	NUT, CAP, 6MM		5					6	90201-415-000	0670729	
	NUT, CAP, 6MM				6			2	90201-415-000	0670729	
	NUT, FLANGE, 6MM		5					6	94050-06000	0471623	
	NUT, FLANGE, 6MM				6			2	94050-06000	0471623	

Ref. No.	BLOCK NO.	F-26-1	VF700C			AREA CODE	FRAME SERIAL NUMBER		QTY REQ	PART NUMBER	HONDA CODE
			1	1	1		FROM	TO			
4 = VF700C'84			1	1	1						
5 = VF700C'85			9	9	9						
6 = VF700C'86			8	8	8						
			4	5	6						
20	NUT, SPEED, 3MM			5	6			2	90313-567-000	0258863	
21	SCREW-WASHER, 4X8			5	6			1	93891-04008-07	0747964	
22	SCREW-WASHER, 4X8			5	6			2	93892-04008-07	1024660	
23	NUT, CAP, 6MM				6			4	94021-06000-0S	0203620	
	NUT, CAP, 6MM				6			4	94021-06020	0057893	
	NUT, CAP, 6MM				6			4	94021-06020-0S	0169516	
	NUT, CAP, 6MM				6			4	94022-06020	0203109	
24	NUT, FLANGE, 6MM			5	6			2	94050-06080	0612689	
25	WASHER, FLAT, 3MM			5	6			2	94101-03800	0374710	
26	BOLT, FLANGE, 6X12			5	6			2	95700-06012-07	0481176	
	BOLT, FLANGE, 6X12			5	6			2	95701-06012-07	2387108	
27	BOLT, FLANGE, 6X14			5	6			2	95700-06014-00	0671198	
	BOLT, FLANGE, 6X14			5	6			2	95701-06014-00	2410884	
28	BOLT, FLANGE, 6X16			5	6			4	95700-06016-07	1007277	
	BOLT, FLANGE, 6X16			5	6			4	95701-06016-07	2316578	

CONTENTS

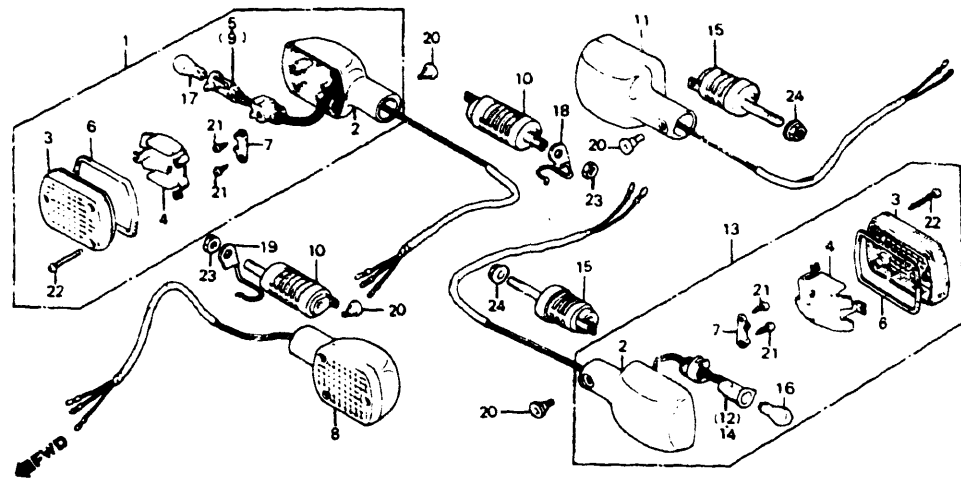
TITLE	PAGE	GRID
AIR CLEANER 84	132	H10
AIR CLEANER 85-86	136	H12
BATTERY	130	H9
BATTERY 84	127	H7
BRAKE CALIPER FR 84	94	G3
BRAKE CALIPER FR 85-86	96	G4
BRAKE MASTER FR	76	F6
BRAKE PANEL RR	102	G7
BRAKE PEDAL	144	I4
CABLES	73	F4
CANISTER 84-85	82	J11
CANISTER 86	184	J12
CLUTCH MASTER CYLINDER	78	F7
CYLINDER	76	F6
FENDER FR	86	F11
FENDER FR 84	155	I9
FENDER FR 85-86	157	I10
FINAL DRIVEN GEAR	106	G9
FOOTPEGS	146	I5
FRAME	176	J8
FUEL PUMP	130	H9
FUEL PUMP 84	127	H7
FUEL TANK 84	111	G11
FUEL TANK 85-86	114	H1
GEARSHIFT PEDAL	144	I4
HANDLEBAR	80	F8
HEADLIGHT	66	F1
HORN	84	F10
IGNITION COIL	168	J4
INSTRUMENTS 84	68	F2
INSTRUMENTS 85-86	70	F3
MAIN STAND	148	I6
MUFFLER 84	139	I1
MUFFLER 85-86	142	I3
RADIATOR 84	170	J5
RADIATOR 85-86	173	J6
RECTIFIER 84	121	H4
SEAT 84	117	H2
SEAT 85-86	119	H3
SHOCK ABSORBER FR	87	F11
SHOCK ABSORBER RR	153	I8
SIDE COVER 84	121	H4
SIDE COVER 85-86	124	H6
SIDE STAND	148	I6
SPARK UNIT 84	155	I9
STEERING STEM	84	F10
SWINGARM	150	I7
SWITCHES	73	F4
TAILLIGHT 84	164	J2
TAILLIGHT 85-86	166	J3
TOOLS	180	J10
TOP BRIDGE	50	F8
TURN SIGNAL	160	I12
WHEEL FR 84	98	G5
WHEEL FR 85-86	100	G6
WHEEL RR	104	G8
WIRE HARNESS	168	J4

VF700C'84 ENGINE NO.; RC21E-2000021 TO 2016382
 VF700C'84 FRAME NO.; RC210-EM000002 TO EM014552
 VF700C'84 ENGINE NO.; RC21E-2000019 TO 2016862
 VF700C'84 FRAME NO.; RC211-EM000003 TO EM002300

VF700C'85 ENGINE NO.; RC21E-2100016 TO 2110238
 VF700C'85 FRAME NO.; RC210-FM100006 TO FM108900
 VF700C'85 ENGINE NO.; RC21E-2100022 TO 2108674
 VF700C'85 FRAME NO.; RC211-FM100007 TO FM101325

VF700C'86 ENGINE NO.; RC21E-2200005 TO 2209873
 VF700C'86 FRAME NO.; RC210-GM200003 TO GM208928
 VF700C'86 ENGINE NO.; RC21E-2200011 TO 2210193
 VF700C'86 FRAME NO.; RC211-GM200001 TO GM201250

TURN SIGNAL



F14MB1E27

Ref. No.	BLOCK NO. DESCRIPTION	VF700C			AREA CODE	FRAME SERIAL NUMBER	QTY REQ	PART NUMBER	HONDA CODE
		1	1	1					
		9	8	8					
		4	5	6					
4 = VF700C'84 5 = VF700C'85 6 = VF700C'86									
1	TURN SIGNAL ASSY.	4	5	6	-----	-----	1	33400-MB1-406	4058095
	TURN SIGNAL ASSY., R. FR. (12V 23/8W)	4	5	6	-----	-----	1	33400-MB1-671	1260371
	TURN SIGNAL ASSY., R. FR. (12V 23/8W)	4	5	6	-----	-----	1	33400-MB1-679	2110278
	TURN SIGNAL ASSY., R. FR. (12V 23/8W)	4	5	6	-----	-----	1	33400-ME5-670	1365600
	TURN SIGNAL ASSY., R. FR. (12V 23/8W)	4	5	6	-----	-----	1	33400-ME5-671	1391689
	TURN SIGNAL ASSY., R. FR. (12V 23/8W)	4	5	6	-----	-----	1	33450-ME5-670	1365626
	TURN SIGNAL ASSY., R. FR. (12V 23/8W)	4	5	6	-----	-----	1	33450-ME5-671	1391705
2	BASE, TURN SIGNAL	4	5	6	-----	-----	4	33401-MB1-003	1260389
3	LENS, TURN SIGNAL	4	5	6	-----	-----	4	33402-MB1-003	1260397
4	REFLECTOR, TURN SIGNAL ..	4	5	6	-----	-----	4	33403-MB1-671	1260405
5	SOCKET COMP., TURN SIGNAL	4	5	6	-----	-----	1	33405-MB1-405	3941408
	WIRE COMP., R. TURN SIGNAL	4	5	6	-----	-----	1	33405-MB1-671	1260413

Ref. No.	BLOCK NO. DESCRIPTION	VF700C			AREA CODE	FRAME SERIAL NUMBER	QTY REQ	PART NUMBER	HONDA CODE
		1	1	1					
		9	8	8					
		4	5	6					
4 = VF700C'84 5 = VF700C'85 6 = VF700C'86									
6	GASKET, LENS	4	5	6	-----	-----	4	33407-MB1-003	1260421
7	HOLDER	4	5	6	-----	-----	4	33408-MB1-003	1260439
8	TURN SIGNAL ASSY.	4	5	6	-----	-----	1	33400-MB1-406	4058095
	TURN SIGNAL ASSY., L. FR. (12V 23/8W)	4	5	6	-----	-----	1	33400-MB1-670	1246370
	TURN SIGNAL ASSY., R. FR. (12V 23/8W)	4	5	6	-----	-----	1	33400-MB1-671	1260371
	TURN SIGNAL ASSY., R. FR. (12V 23/8W)	4	5	6	-----	-----	1	33400-MB1-679	2110278
	TURN SIGNAL ASSY., R. FR. (12V 23/8W)	4	5	6	-----	-----	1	33400-ME5-670	1365600
	TURN SIGNAL ASSY., R. FR. (12V 23/8W)	4	5	6	-----	-----	1	33400-ME5-671	1391689
	TURN SIGNAL ASSY., L. FR. (12V 23/8W)	4	5	6	-----	-----	1	33450-MB1-671	1260447
	TURN SIGNAL ASSY., R. FR. (12V 23/8W)	4	5	6	-----	-----	1	33450-ME5-670	1365626
	TURN SIGNAL ASSY., R. FR. (12V 23/8W)	4	5	6	-----	-----	1	33450-ME5-671	1391705
9	SOCKET COMP., TURN SIGNAL	4	5	6	-----	-----	1	33405-MB1-405	3941408
	WIRE COMP., L. TURN SIGNAL	4	5	6	-----	-----	1	33455-MB1-671	1260454
10	STAY, FR. TURN SIGNAL	4	---	---	-----	-----	2	33490-MB1-700	1291376
	STAY, FR. TURN SIGNAL	---	5	6	-----	-----	2	33490-MK3-000	2020170
11	TURN SIGNAL ASSY., R. RR. (12V 23W)	4	---	---	-----	-----	1	33600-MB1-671	1260462
	TURN SIGNAL ASSY., R. RR. (12V 23W)	4	---	---	-----	-----	1	33600-MB1-679	2138998
	TURN SIGNAL ASSY.	4	---	---	-----	-----	1	33600-MG8-405	4031688
	TURN SIGNAL ASSY., R. RR.	---	5	6	-----	-----	1	33600-MK3-405	4026969
	TURN SIGNAL ASSY., R. RR. (12V 23W)	---	5	6	-----	-----	1	33600-MK3-670	2020188
12	WIRE COMP., R. TURN SIGNAL	4	---	---	-----	-----	1	33605-MB1-003	1262286
	SOCKET COMP., TURN SIGNAL	4	---	---	-----	-----	1	33605-MG8-405	4118097
	WIRE COMP., R. TURN SIGNAL	---	5	6	-----	-----	1	33605-MK3-670	2020196
13	TURN SIGNAL ASSY., L. RR. (12V 23W)	4	---	---	-----	-----	1	33600-MB1-670	1246495

CONTENTS

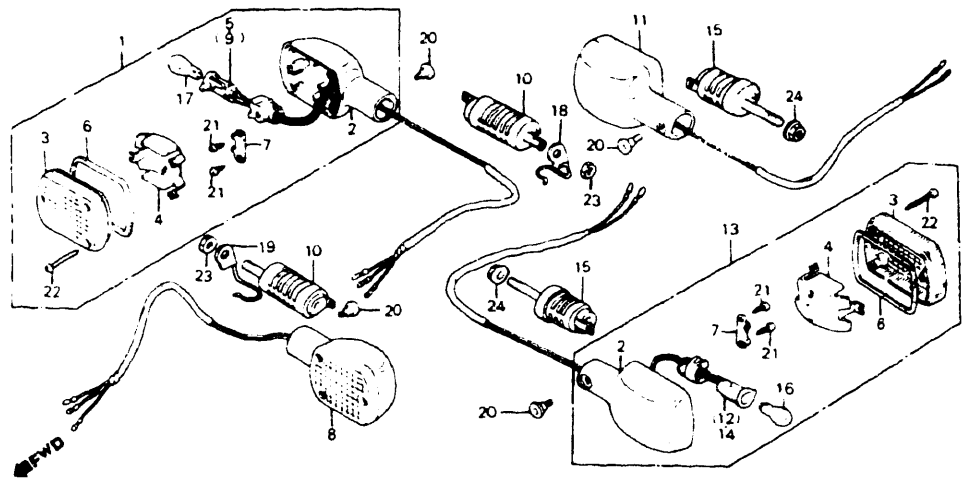
TITLE	PAGE	GRID
AIR CLEANER 84	132	H10
AIR CLEANER 85-86	136	H12
BATTERY	130	H9
BATTERY 84	127	H7
BRAKE CALIPER, FR. 84	94	G3
BRAKE CALIPER, FR. 85-86	96	G4
BRAKE MASTER, FR.	76	F6
BRAKE PANEL, RR.	102	G7
BRAKE PEDAL	144	I4
CABLES	73	F4
CANISTER 84-85	182	J11
CANISTER 86	184	J12
CLUTCH MASTER CYLINDER	78	F7
CYLINDER	76	F6
FENDER, FR.	86	F11
FENDER, RR. 84	155	I9
FENDER, RR. 85-86	157	I10
FINAL DRIVEN GEAR	106	G9
FOOTPEGS	146	I5
FRAME	176	J8
FUEL PUMP	130	H9
FUEL PUMP 84	127	H7
FUEL TANK 84	111	G11
FUEL TANK 85-86	114	H1
GEARSHIFT PEDAL	144	I4
HANDLEBAR	80	F8
HEADLIGHT	66	F1
HORN	84	F10
IGNITION COIL	168	J4
INSTRUMENTS 84	68	F2
INSTRUMENTS 85-86	70	F3
MAIN STAND	148	I6
MUFFLER 84	139	I1
MUFFLER 85-86	142	I3
RADIATOR 84	170	J5
RADIATOR 85-86	173	J6
RECTIFIER 84	121	H4
SEAT 84	117	H2
SEAT 85-86	119	H3
SHOCK ABSORBER, FR.	87	F11
SHOCK ABSORBER, RR.	153	I8
SIDE COVER 84	121	H4
SIDE COVER 85-86	124	H6
SIDE STAND	148	I6
SPARK UNIT 84	155	I9
STEERING STEM	84	F10
SWINGARM	150	I7
SWITCHES	73	F4
TAILLIGHT 84	164	J2
TAILLIGHT 85-86	166	J3
TOOLS	180	J10
TOP BRIDGE	80	F8
TURN SIGNAL	160	I2
WHEEL, FR. 84	98	G5
WHEEL, FR. 85-86	100	G6
WHEEL, RR.	104	G8
WIRE HARNESS	168	J4

VF700C'84 ENGINE NO.; RC21E-2000021 TO 2016382
 VF700C'84 FRAME NO.; RC210-EM000002 TO EM014552
 VF700C'84 ENGINE NO.; RC21E-2000019 TO 2016862
 VF700C'84 FRAME NO.; RC211-EM000003 TO EM002300

VF700C'85 ENGINE NO.; RC21E-2100016 TO 2110238
 VF700C'85 FRAME NO.; RC210-FM100006 TO FM108900
 VF700C'85 ENGINE NO.; RC21E-2100022 TO 2108674
 VF700C'85 FRAME NO.; RC211-FM100007 TO FM101325

VF700C'86 ENGINE NO.; RC21E-2200005 TO 2209873
 VF700C'86 FRAME NO.; RC210-GM200003 TO GM208928
 VF700C'86 ENGINE NO.; RC21E-2200011 TO 2210193
 VF700C'86 FRAME NO.; RC211-GM200001 TO GM201250

TURN SIGNAL



F14MB1E27

4 = VF700C 84
5 = VF700C 85
6 = VF700C 86

Ref No	BLOCK NO	F-27	VF700C			AREA CODE	FRAME SERIAL NUMBER		QTY REQ	PART NUMBER	HONDA CODE
			1	9	8		4	5			
15	STAY, RR. TURN SIGNAL		4	5	6				2	33690-MK3-000	2020204
16	BULB, TURN SIGNAL (12V 23W)		4	5	6				2	34905-268-671	0145318
17	BULB, 12V23/7W 1034		4	5	6				2	34901-504-003	0504530
	BULB, STOP & TAILLIGHT (12V23/8W)		4	5	6				2	34906-313-671	0210815
18	CLAMP, R. CABLE & HOSE		4	5	6				1	61315-MB1-870	1724061
19	CLAMP, L. CABLE & HOSE		4	5	6				1	61316-MB1-870	1724079
20	SCREW, SPECIAL, 6X8		4	5	6				4	90380-MB1-000	1251339
	BOLT, SPECIAL, 6X8		4	5	6				4	90380-ME9-000	1413830
21	SCREW, TAPPING, 4X12		4	5	6				8	93901-34320	0791277
22	SCREW, TAPPING, 4X25		4	5	6				12	93901-34610	0724369
23	NUT, HEX., 12MM		4	--	--				2	94001-12000-0S	0169508
	NUT, HEX., 12MM		--	5	6				2	94002-12000-0S	0187500
24	NUT, FLANGE, 10MM		4	5	6				2	94050-10080	0623405

CONTENTS

TITLE	PAGE	GRID
AIR CLEANER 84	132	H10
AIR CLEANER 85-86	136	H12
BATTERY	130	H9
BATTERY 84	127	H7
BRAKE CALIPER FR 84	94	G3
BRAKE CALIPER FR 85-86	96	G4
BRAKE MASTER FR	76	F6
BRAKE PANEL RR	102	G7
BRAKE PEDAL	144	I4
CABLES	73	F4
CANISTER 84-85	182	J11
CANISTER 86	184	J12
CLUTCH MASTER CYLINDER	78	F7
CYLINDER	76	F6
FENDER FR	86	F11
FENDER RR 84	155	I9
FENDER RR 85-86	157	I10
FINAL DRIVEN GEAR	106	G9
FOOTPEGS	146	I5
FRAME	176	J3
FUEL PUMP	130	H9
FUEL PUMP 84	127	H7
FUEL TANK 84	111	G11
FUEL TANK 85-86	114	H1
GEARSHIFT PEDAL	144	I4
HANDLEBAR	80	F8
HEADLIGHT	66	F1
HORN	84	F10
IGNITION COIL	168	J4
INSTRUMENTS 84	68	F2
INSTRUMENTS 85-86	70	F3
MAIN STAND	148	I6
MUFFLER 84	139	I1
MUFFLER 85-86	142	I3
RADIATOR 84	170	J5
RADIATOR 85-86	173	J6
RECTIFIER 84	121	H4
SEAT 84	117	H2
SEAT 85-86	119	H3
SHOCK ABSORBER FR	87	F11
SHOCK ABSORBER RR	153	I8
SIDE COVER 84	121	H4
SIDE COVER 85-86	124	H6
SIDE STAND	148	I6
SPARK UNIT 84	155	I9
STEERING STEM	84	F10
SWINGARM	150	I7
SWITCHES	73	F4
TAILLIGHT 84	164	J2
TAILLIGHT 85-86	166	J3
TOOLS	180	J10
TOP BRIDGE	80	F8
TURN SIGNAL	160	I12
WHEEL FR 84	98	G5
WHEEL FR 85-86	100	G6
WHEEL RR	104	G8
WIRE HARNESS	168	J4

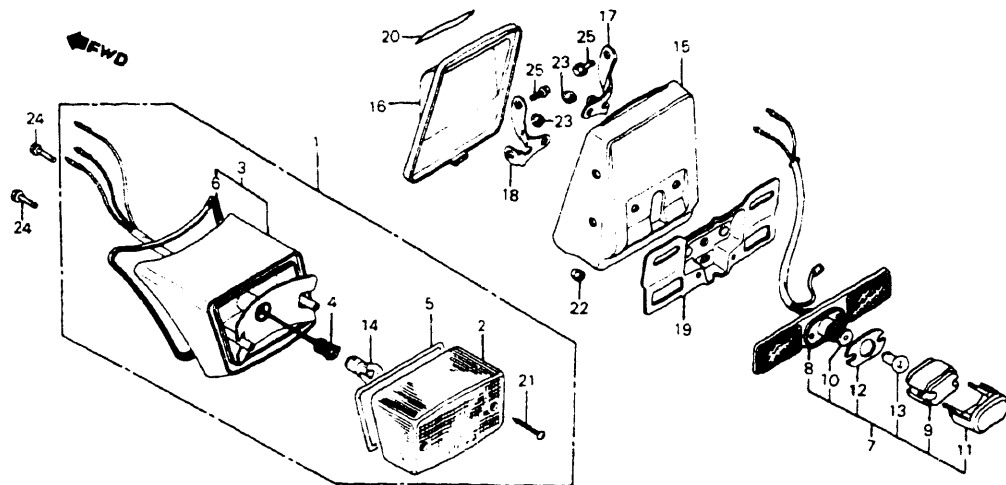
Ref No	BLOCK NO	F-27	VF700C			AREA CODE	FRAME SERIAL NUMBER		QTY REQ	PART NUMBER	HONDA CODE
			1	9	8		4	5			
13	TURN SIGNAL ASSY., R. RR. (12V 23W)		4	--	--				1	33600-MB1-671	1260462
	TURN SIGNAL ASSY., R. RR. (12V 23W)		4	--	--				1	33600-MB1-679	2138998
	TURN SIGNAL ASSY., L. RR. (12V 23W)		4	--	--				1	33600-ME4-670	1402197
	TURN SIGNAL ASSY.		4	--	--				1	33600-MG8-405	4031688
	TURN SIGNAL ASSY., L. RR. (12V 23W)		4	--	--				1	33650-MB1-671	1260488
	TURN SIGNAL ASSY., R. RR.		4	5	6				1	33600-MK3-405	4026969
	TURN SIGNAL ASSY., L. RR.		4	5	6				1	33650-MF5-670	1439405
	TURN SIGNAL ASSY., L. RR.		4	5	6				1	33650-MF5-770	1546548
14	SOCKET COMP., TURN SIGNAL		4	--	--				1	33605-MG8-405	4118097
	WIRE COMP., . . TURN SIGNAL		4	--	--				1	33655-MB1-003	1260496
	SOCKET COMP. TURN SIGNAL		--	5	6				1	33605-MK3-405	4150413
	WIRE COMP., L. TURN SIGNAL		--	5	6				1	33655-MF5-770	1546563
15	STAY, RR. TURN SIGNAL		4	--	--				2	33690-MB1-700	1291384

VF700C'84 ENGINE NO.; RC21E-2000021 TO 2016382
VF700C'84 FRAME NO.; RC210-EM000002 TO EM014552
VF700C'84 ENGINE NO.; RC21E-2000019 TO 2016862
VF700C'84 FRAME NO.; RC211-EM000003 TO EM002300

VF700C'85 ENGINE NO.; RC21E-2100016 TO 2110238
VF700C'85 FRAME NO.; RC210-FM100006 TO FM108900
VF700C'85 ENGINE NO.; RC21E-2100022 TO 2108674
VF700C'85 FRAME NO.; RC211-FM100007 TO FM101325

VF700C'86 ENGINE NO.; RC21E-2200005 TO 2209873
VF700C'86 FRAME NO.; RC210-GM200003 TO GM208928
VF700C'86 ENGINE NO.; RC21E-2200011 TO 2210193
VF700C'86 FRAME NO.; RC211-GM200001 TO GM201250

TAILLIGHT - 84



"CAUTION OR WARNING LABELS MUST BE ORDERED SEPARATELY WHEN APPLICABLE"

F14MB1E28

Ref. No.	BLOCK NO. DESCRIPTION	F-28	VF700C			AREA CODE	FRAME SERIAL NUMBER		QTY REQ	PART NUMBER	HONDA CODE
			4	5	6		FROM	TO			
4 = VF700C 84 5 = VF700C 85 6 = VF700C 86											
1	TAILLIGHT UNIT (12V 23/8W)	4	---	---	---	---	---	1	33701-MB1-671	1246578	
2	LENS COMP., TAILLIGHT	4	---	---	---	---	---	1	33702-MB1-671	1246586	
	LENS COMP., TAILLIGHT	4	---	---	---	---	---	1	33702-MB1-672	2298966	
3	BASE COMP., TAILLIGHT	4	---	---	---	---	---	1	33703-MB1-671	1246594	
4	WIRE COMP., TAILLIGHT	4	---	---	---	---	---	1	33708-MB1-003	1246602	
5	GASKET, TAILLIGHT	4	---	---	---	---	---	1	33709-MB1-003	1246610	
6	GASKET, TAILLIGHT BASE	4	---	---	---	---	---	1	33718-MB1-003	1260504	
7	LIGHT ASSY., LICENSE (12V 8W)	4	---	---	---	---	---	1	33720-MB1-671	1260512	
8	BASE COMP.	4	---	---	---	---	---	1	33721-MB1-671	1260520	
9	LENS, LICENSE	4	---	---	---	---	---	1	33722-MB1-003	1260538	
	LENS, LICENSE	4	---	---	---	---	---	1	33722-MB1-013	2291920	
10	WIRE COMP., LICENSE LIGHT	4	---	---	---	---	---	1	33725-MB1-003	1260546	
11	COVER COMP.	4	---	---	---	---	---	1	33727-MB1-003	1260553	
12	GASKET, LENS	4	---	---	---	---	---	1	33729-MB1-003	1260561	
13	BULB, LICENSE LIGHT (12V8W)	4	---	---	---	---	---	1	34616-568-671	0504522	
	BULB, LICENSE LIGHT (12V4CP)	4	---	---	---	---	---	1	34902-500-003	0591529	

Ref. No.	BLOCK NO. DESCRIPTION	F-28	VF700C			AREA CODE	FRAME SERIAL NUMBER		QTY REQ	PART NUMBER	HONDA CODE
			4	5	6		FROM	TO			
4 = VF700C 84 5 = VF700C 85 6 = VF700C 86											
13	BULB, LICENSE LIGHT (12V4CP)	4	---	---	---	---	---	1	34908-272-000	2079226	
	BULB (12V8W 67)	4	---	---	---	---	---	1	34909-505-003	0504563	
	BULB, LICENSE LIGHT (12V4CP)	4	---	---	---	---	---	1	34909-505-610	0587147	
14	BULB, TAILLIGHT (STANLEY) (12V 27/8W)	4	---	---	---	---	---	1	34906-425-771	0924134	
15	BOX, TOOL	4	---	---	---	---	---	1	83500-MB1-000	1250364	
16	LID, TOOL BOX	4	---	---	---	---	---	1	83501-MB1-870	1724087	
17	HOLDER, R. TOOL BOX	4	---	---	---	---	---	1	83502-MB1-670	1250380	
18	HOLDER, L. TOOL BOX	4	---	---	---	---	---	1	83503-MB1-670	1250398	
19	BRACKET, LICENSE PLATE	4	---	---	---	---	---	1	84701-MB1-670	1250562	
20	MARK, ACCESSORIES & LOADING CAUTION	4	---	---	---	---	---	1	87512-461-770	0954354	
21	SCREW, TAPPING, 4X30	4	---	---	---	---	---	2	93901-34710	0695767	
22	NUT, CAP, 4MM	4	---	---	---	---	---	2	94021-04020-0S	1115963	
23	NUT, CAP, 6MM	4	---	---	---	---	---	2	94021-06070-0S	0712513	
24	BOLT, FLANGE, 6X12	4	---	---	---	---	---	2	95700-06012-00	0487025	
	BOLT, FLANGE, 6X12	4	---	---	---	---	---	2	95701-06012-00	2105799	
25	BOLT, FLANGE, 6X20	4	---	---	---	---	---	4	95700-06020-07	0476168	
	BOLT, FLANGE, 6X20	4	---	---	---	---	---	4	95701-06020-07	2251288	

CONTENTS

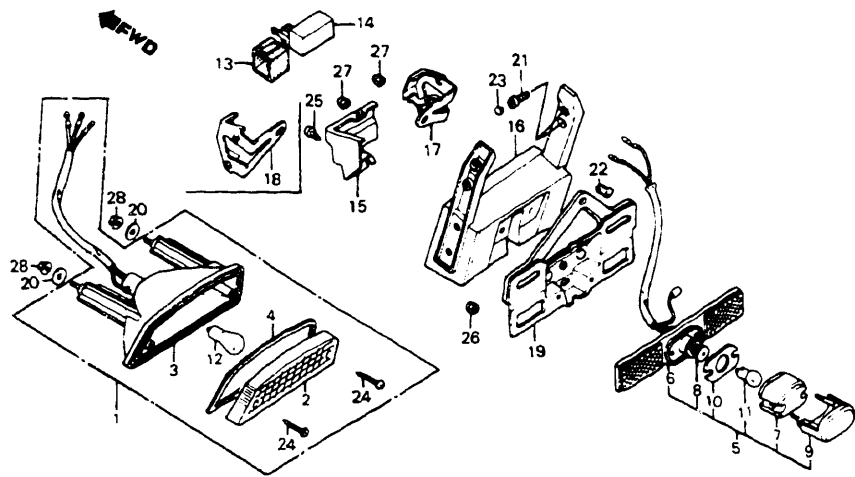
TITLE	PAGE	GRID
AIR CLEANER 84	132	H10
AIR CLEANER 85-86	136	H12
BATTERY	130	H9
BATTERY 84	127	H7
BRAKE CALIPER, FR. 84	94	G3
BRAKE CALIPER, FR. 85-86	96	G4
BRAKE MASTER FR	76	F6
BRAKE PANEL, RR.	102	G7
BRAKE PEDAL	144	I4
CABLES	73	F4
CANISTER 84-85	182	J11
CANISTER 86	184	J12
CLUTCH MASTER CYLINDER	78	F7
CYLINDER	76	F6
FENDER, FR.	86	F11
FENDER, RR. 84	155	I9
FENDER, RR. 85-86	157	I10
FINAL DRIVEN GEAR	106	G9
FOOTPEGS	146	I5
FRAME	176	J8
FUEL PUMP	130	H9
FUEL PUMP 84	127	H7
FUEL TANK 84	111	G11
FUEL TANK 85-86	114	H1
GEARSHIFT PEDAL	144	I4
HANDLEBAR	80	F8
HEADLIGHT	66	F1
HORN	84	F10
IGNITION COIL	168	J4
INSTRUMENTS 84	68	F2
INSTRUMENTS 85-86	70	F3
MAIN STAND	148	I6
MUFFLER 84	139	I1
MUFFLER 85-86	142	I3
RADIATOR 84	170	J5
RADIATOR 85-86	173	J6
RECTIFIER 84	121	H4
SEAT 84	117	H2
SEAT 85-86	119	H3
SHOCK ABSORBER, FR.	87	F11
SHOCK ABSORBER, RR.	153	I8
SIDE COVER 84	121	H4
SIDE COVER 85-86	124	H6
SIDE STAND	148	I6
SPARK UNIT 84	155	I9
STEERING STEM	84	F10
SWINGARM	150	I7
SWITCHES	73	F4
TAILLIGHT 84	164	J2
TAILLIGHT 85-86	166	J3
TOOLS	180	J10
TOP BRIDGE	80	F8
TURN SIGNAL	160	I12
WHEEL, FR. 84	98	G5
WHEEL, FR. 85-86	100	G6
WHEEL, RR.	104	G8
WIRE HARNESS	168	J4

VF700C'84 ENGINE NO.; RC21E-2000021 TO 2016382
 VF700C'84 FRAME NO.; RC210-EM000002 TO EM014552
 VF700C'84 ENGINE NO.; RC21E-2000019 TO 2016862
 VF700C'84 FRAME NO.; RC211-EM000003 TO EM002300

VF700C'85 ENGINE NO.; RC21E-2100016 TO 2110238
 VF700C'85 FRAME NO.; RC210-FM100006 TO FM108900
 VF700C'85 ENGINE NO.; RC21E-2100022 TO 2108674
 VF700C'85 FRAME NO.; RC211-FM100007 TO FM101325

VF700C'86 ENGINE NO.; RC21E-2200005 TO 2209873
 VF700C'86 FRAME NO.; RC210-GM200003 TO GM208928
 VF700C'86 ENGINE NO.; RC21E-2200011 TO 2210193
 VF700C'86 FRAME NO.; RC211-GM200001 TO GM201250

TAILLIGHT - 85-86



F14MB1E2801

Ref. No.	BLOCK NO. DESCRIPTION	VF700C			AREA CODE	FRAME SERIAL NUMBER	QTY REQ	PART NUMBER	HONDA CODE
		4	5	6					
4 = VF700C'84 5 = VF700C'85 6 = VF700C'86									
1	TAILLIGHT UNIT (12V 32W/2CP)	--	5	6		1	33701-MK3-671	2020238	
2	LENS, TAILLIGHT	--	5	6		1	33702-MK3-671	2020246	
3	BASE ASSY., TAILLIGHT	--	5	6		1	33703-MK3-671	2020253	
4	GASKET, TAILLIGHT	--	5	6		1	33709-MK3-671	2020261	
5	LIGHT ASSY., LICENSE (12V 8W/4CP) ..	--	5	6		1	33720-MK3-670	2020279	
6	BASE COMP.	--	5	6		1	33721-MB1-671	1260520	
7	LENS, LICENSE	--	5	--		1	33722-MB1-003	1260538	
	LENS, LICENSE	--	5	6		1	33722-MB1-013	2291920	
8	WIRE COMP., LICENSE	--	5	6		1	33725-MK3-670	2020287	
9	COVER LAMP.	--	5	6		1	33727-MB1-003	1260553	
10	GASKET, LENS	--	5	6		1	33729-MB1-003	1260561	
11	BULB, LICENSE LIGHT (12V8W)	--	5	6		1	34616-568-671	0504522	
	BULB, LICENSE LIGHT (12V4CP)	--	5	6		1	34902-500-003	0591529	
	BULB, LICENSE LIGHT (12V4CP)	--	5	6		1	34908-272-000	2079226	
	BULB (12V8W 67)	--	5	6		1	34909-505-003	0504563	
	BULB, LICENSE LIGHT (12V4CP)	--	5	6		1	34909-505-610	0587147	

Ref. No.	BLOCK NO. DESCRIPTION	VF700C			AREA CODE	FRAME SERIAL NUMBER	QTY REQ	PART NUMBER	HONDA CODE
		4	5	6					
4 = VF700C'84 5 = VF700C'85 6 = VF700C'86									
12	BULB, STOP & TAILLIGHT	--	5	6		1	34906-SA5-671	1649110	
13	SUSPENSION, FUEL CUT RFLAY	--	5	6		1	36101-MB1-000	1246990	
14	CHECK UNIT, PILOT LAMP	--	5	6		1	37640-MB1-701	1291434	
15	COVER, PILOT LAMP CHECK UNIT	--	6			1	83504-MK3-770	2248169	
16	COVER, RR. SEAT BACK	--	5	--		1	83505-MK3-000	2023034	
	COVER, RR. SEAT BACK	--	5	6		1	83505-MK3-770	2248177	
17	HOLDER, R. RR. SEAT COVER	--	5	--		1	83506-MK3-000	2023042	
	HOLDER, R. RR. SEAT COVER	--	6			1	83506-MK3-770	2248185	
18	HOLDER, L. RR. SEAT COVER	--	5	--		1	83507-MK3-000	2023059	
19	BRACKET, NUMBER PLATE	--	5	6		1	84701-MK3-670	2023174	
20	WASHER, TANK SETTING	--	5	6		2	90136-428-870	0812834	
21	BOLT, SOCKET, 6X12	--	5	6		4	90151-MK3-000	2023539	
22	PLUG, CONE	--	5	6		1	90899-283-000	0124966	
23	CAP, SOCKET BOLT	--	5	6		4	91456-371-770	0432195	
24	SCREW, TAPPING, 4X25	--	5	6		2	93901-34610	0724369	
25	SCREW, TAPPING, 4X10	--	6			1	93903-24280	0562082	
26	NUT, CAP, 4MM	--	5	6		2	94021-04020-0S	1115963	
27	NUT, CAP, 6MM	--	5	6		2	94021-06070-0S	0712513	
28	NUT, FLANGE, 6MM	--	5	6		2	94050-06080	0612689	

CONTENTS

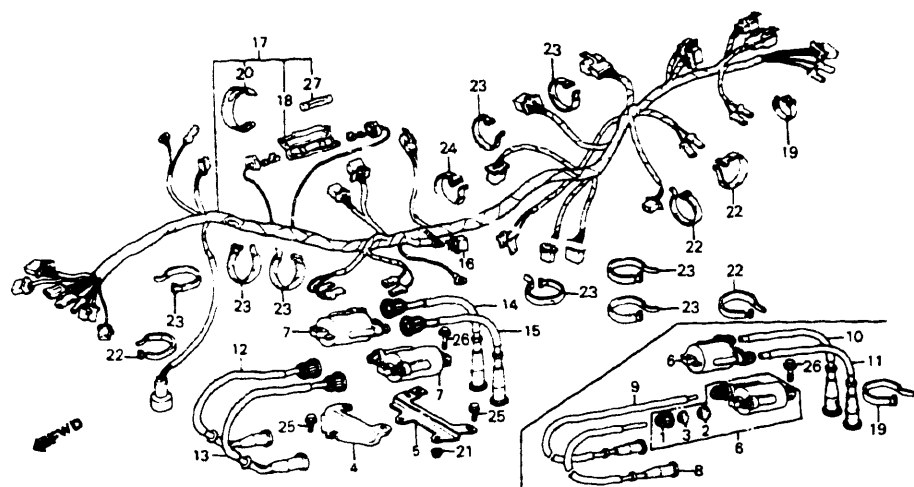
TITLE	PAGE	GRID
AIR CLEANER 84	132	H10
AIR CLEANER 85-86	136	H12
BATTERY	130	H9
BATTERY 84	127	H7
BRAKE CALIPER FR. 84	94	G3
BRAKE CALIPER FR. 85-86	96	G4
BRAKE MASTER FR.	76	F6
BRAKE FANEL RR.	102	G7
BRAKE PEDAL	144	I4
CABLES	73	F4
CANISTER 84-85	182	J11
CANISTER 86	184	J12
CLUTCH MASTER CYLINDER	78	F7
CYLINDER	76	F6
FENDER FR.	86	F11
FENDER RR. 84	155	I9
FENDER RR. 85-86	157	I10
FINAL DRIVEN GEAR	106	G9
FOOTPEGS	146	I5
FRAME	176	J8
FUEL PUMP	130	H9
FUEL PUMP 84	127	H7
FUEL TANK 84	111	G11
FUEL TANK 85-86	114	H1
GEARSHIFT PEDAL	144	I4
HANDLEBAR	80	F8
HEADLIGHT	66	F1
HORN	84	F10
IGNITION COIL	168	J4
INSTRUMENTS 84	68	F2
INSTRUMENTS 85-86	70	F3
MAIN STAND	148	I6
MUFFLER 84	139	I1
MUFFLER 85-86	142	I3
RADIATOR 84	170	J5
RADIATOR 85-86	173	J6
RECTIFIER 84	121	H4
SEAT 84	117	H2
SEAT 85-86	119	H3
SHOCK ABSORBER FR.	87	F11
SHOCK ABSORBER RR.	153	I8
SIDE COVER 84	121	H4
SIDE COVER 85-86	124	H6
SIDE STAND	148	I6
SPARK UNIT 84	155	I9
STEERING STEM	84	F10
SWINGARM	150	I7
SWITCHES	73	F4
TAILLIGHT 84	164	J2
TAILLIGHT 85-86	166	J3
TOOLS	180	J10
TOP BRIDGE	80	F8
TURN SIGNAL	160	I12
WHEEL FR. 84	98	G5
WHEEL FR. 85-86	100	G6
WHEEL RR.	104	G8
WIRE HARNESS	168	J4

VF700C'84 ENGINE NO.; RC21E-2000021 TO 2016382
 VF700C'84 FRAME NO.; RC210-EM000002 TO EM014552
 VF700C'84 ENGINE NO.; RC21E-2000019 TO 2016862
 VF700C'84 FRAME NO.; RC211-EM000003 TO EM002300

VF700C'85 ENGINE NO.; RC21E-2100016 TO 2110238
 VF700C'85 FRAME NO.; RC210-FM100006 TO FM108900
 VF700C'85 ENGINE NO.; RC21E-2100022 TO 2108674
 VF700C'85 FRAME NO.; RC211-FM100007 TO FM101325

VF700C'86 ENGINE NO.; RC21E-2200005 TO 2209873
 VF700C'86 FRAME NO.; RC210-GM200003 TO GM208928
 VF700C'86 ENGINE NO.; RC21E-2200011 TO 2210193
 VF700C'86 FRAME NO.; RC211-GM200001 TO GM201250

WIRE HARNESS • IGNITION COIL



F14MB1E29

Ref. No.	BLOCK NO. DESCRIPTION	VF700C			AREA CODE	FRAME SERIAL NUMBER		QTY REQ	PART NUMBER	HONDA CODE
		1	9	8		FROM	TO			
		1	9	8						
		4	5	6						
1	CAP, SCREW	4	--	--				4	30501-428-003	1094911
2	SEAL, RUBBER	4	--	--				4	30502-428-003	1094929
3	WASHER, CAP	4	--	--				4	30503-428-003	1094937
4	BRACKET A, IGNITION COIL	4	5	6				1	30506-MB1-000	1245950
5	BRACKET B, IGNITION COIL	4	--	--				1	30507-MB1-700	1291343
	BRACKET B, IGNITION COIL	--	5	6				1	30507-MK3-000	2019743
6	COIL COMP., IGNITION	4	--	--				2	30506-MA6-003	1543958
	COIL COMP., IGNITION	4	--	--				2	30510-MA6-003	1245976
	COIL COMP., IGNITION	4	--	--				2	30510-MA6-013	1811173
7	COIL COMP., IGNITION	--	5	6				2	30510-MA6-013	1811173
8	CAP COMP. 1, SPARK PLUG	4	--	--				1	30731-MB1-153	1246008
9	CAP COMP. 2, SPARK PLUG	4	--	--				1	30732-MB1-153	1246024
10	CAP COMP. 3, SPARK PLUG	4	--	--				1	30733-MB1-153	1246040
11	CAP COMP. 4, SPARK PLUG	4	--	--				1	30734-MB1-153	1246065
12	CAP ASSY., SPARK PLUG (1)	--	5	6				1	30751-MK3-000	2019776
13	CAP ASSY., SPARK PLUG (2)	--	5	6				1	30752-MK3-000	2019792

Ref. No.	BLOCK NO. DESCRIPTION	VF700C			AREA CODE	FRAME SERIAL NUMBER		QTY REQ	PART NUMBER	HONDA CODE
		1	9	8		FROM	TO			
		1	9	8						
		4	5	6						
14	CAP ASSY., SPARK PLUG (3)	--	5	6				1	30753-MK3-000	2019800
15	CAP ASSY., SPARK PLUG (4)	--	5	6				1	30754-MK3-000	2019818
16	RECTIFIER ASSY., SILICON (STANLEY)	4	5	6				1	31700-124-003	0351346
	RECTIFIER ASSY., SILICON (SHINDENGEN)	4	5	6				1	31700-124-008	0692129
17	HARNESS, WIRE	4	--	--				1	32100-MB1-870	1724095
	HARNESS, WIRE	--	5	6				1	32100-MK3-000	2019990
18	CASE, FUSE (10A)	4	--	--				1	32126-463-770	0935122
19	BAND, WIRE	4	5	6				1	32161-MA0-000	1035187
20	BAND, FUSE	4	--	--				1	32213-MB4-770	1724103
21	NUT, FLANGE, 6MM	4	5	6				2	94050-06080	0612689
22	BAND A1, WIRE	4	--	--				4	95014-61100	0255661
23	BAND A2, WIRE	4	--	--				8	95014-61200	0255679
24	BAND A3, WIRE	4	--	--				1	95014-61300	0309179
25	BOLT, FLANGE, 6X12	4	5	6				3	95700-06012-08	0252254
	BOLT, FLANGE, 6X12	4	5	6				3	95701-06012-08	2170793
26	BOLT, FLANGE, 6X20	4	5	6				4	95700-06020-08	0340331
	BOLT, FLANGE, 6X20	4	5	6				4	95701-06020-08	2374759
27	FUSE B (10A)	4	--	--				1	98200-21000	0562793

CONTENTS

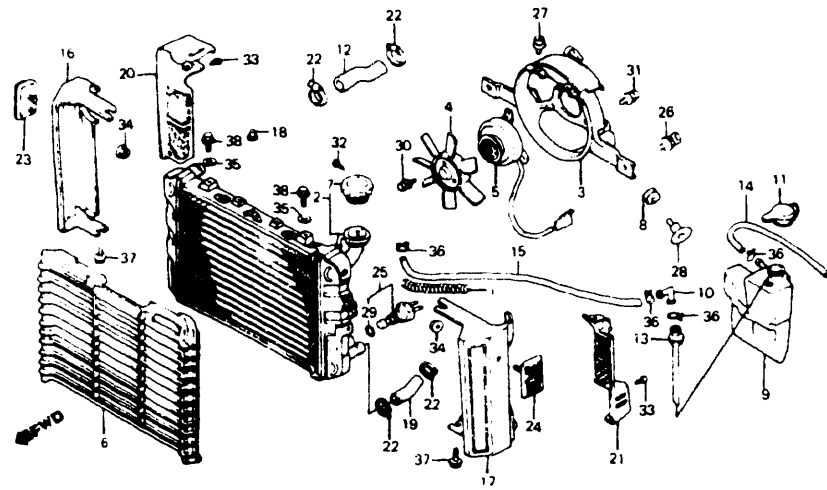
TITLE	PAGE	GRID
AIR CLEANER 84	132	H10
AIR CLEANER 85-86	136	H12
BATTERY	130	H9
BATTERY 84	127	H7
BRAKE CALIPER FR 84	94	G3
BRAKE CALIPER FR 85-86	96	G4
BRAKE MASTER FR	76	F6
BRAKE PANEL RR	102	G7
BRAKE PEDAL	144	I4
CABLES	73	F4
CANISTER 84-85	182	J11
CANISTER 86	184	J12
CLUTCH MASTER CYLINDER	78	F7
CYLINDER	76	F6
FENDER FR	86	F11
FENDER RR 84	155	I9
FENDER RR 85-86	157	I10
FINAL DRIVEN GEAR	106	G9
FOOTPEGS	146	I5
FRAME	176	J8
FUEL PUMP	130	H9
FUEL PUMP 84	127	H7
FUEL TANK 84	111	G11
FUEL TANK 85-86	114	H1
GEARSHIFT PEDAL	144	I4
HANDLEBAR	80	F8
HEADLIGHT	66	F1
HORN	84	F10
IGNITION COIL	168	J4
INSTRUMENTS 84	68	F2
INSTRUMENTS 85-86	70	F3
MAIN STAND	148	I6
MUFFLER 84	139	I1
MUFFLER 85-86	142	I3
RADIATOR 84	170	J5
RADIATOR 85-86	173	J6
RECTIFIER 84	121	H4
SEAT 84	117	H2
SEAT 85-86	119	H3
SHOCK ABSORBER FR	87	F11
SHOCK ABSORBER RR	153	I8
SIDE COVER 84	121	H4
SIDE COVER 85-86	124	H6
SIDE STAND	148	I6
SPARK UNIT 84	155	I9
STEERING STEM	84	F10
SWINGARM	150	I7
SWITCHES	73	F4
TAILLIGHT 84	164	J2
TAILLIGHT 85-86	166	J3
TOOLS	180	J10
TOP BRIDGE	80	F8
TURN SIGNAL	160	I12
WHEEL FR 84	98	G5
WHEEL FR 85-86	100	G6
WHEEL RR	104	G8
WIRE HARNESS	168	J4

VF700C'84 ENGINE NO.; RC21E-2000021 TO 2016382
 VF700C'84 FRAME NO.; RC210-EM000002 TO EM014552
 VF700C'84 ENGINE NO.; RC21E-2000019 TO 2016862
 VF700C'84 FRAME NO.; RC211-EM000003 TO EM002300

VF700C'85 ENGINE NO.; RC21E-2100016 TO 2110238
 VF700C'85 FRAME NO.; RC210-FM100006 TO FM108900
 VF700C'85 ENGINE NO.; RC21E-2100022 TO 2108674
 VF700C'85 FRAME NO.; RC211-FM100007 TO FM101325

VF700C'86 ENGINE NO.; RC21E-2200005 TO 2209873
 VF700C'86 FRAME NO.; RC210-GM200003 TO GM208928
 VF700C'86 ENGINE NO.; RC21E-2200011 TO 2210193
 VF700C'86 FRAME NO.; RC211-GM200001 TO GM201250

RADIATOR - 84



F14MB1E30

Ref. No.	BLOCK NO. DESCRIPTION	VF700C			AREA CODE	FRAME SERIAL NUMBER		QTY REQ	PART NUMBER	HONDA CODE
		1	1	1		FROM	TO			
		4	5	6						
1	SPRING, FUEL TUBE COVER	4	---	---				1	17532-404-000	0358630
2	RADIATOR COMP. (ND)	4	---	---				1	19010-MB1-871	1724111
	RADIATOR COMP. (TOYO)	4	---	---				1	19010-MB1-872	1724129
	RADIATOR COMP. (TOYO)	4	---	---				1	19100-MB1-305	1915719
3	SHROUD COMP. (ND)	4	---	---				1	19015-MB1-013	1804038
	SHROUD COMP. (TOYO)	4	---	---				1	19015-MB1-872	1724137
4	FAN, COOLING (ND)	4	---	---				1	19020-MB0-013	1724145
	FAN, COMP., COOLING	4	---	---				1	19020-MB0-702	1303676
5	MOTOR, FAN (ND)	4	---	---				1	19030-MB0-013	1724152
	MOTOR, FAN (PANASONIC)	4	---	---				1	19030-MB0-701	1412089
	MOTOR, FAN	4	---	---				1	19030-MB0-950	1789296
6	GRILLE, RADIATOR	4	---	---				1	19032-MB1-000	1252386
7	CAP COMP., RADIATOR (ND)	4	---	---				1	19045-MB0-013	1781491
	CAP COMP., RADIATOR (TOYO)	4	---	---				1	19045-MB0-702	1303684
8	RUBBER, RADIATOR MOUNTING	4	---	---				2	19051-KA4-000	1042266
9	TANK, RESERVE	4	---	---				1	19101-MB1-000	1252394

Ref. No.	BLOCK NO. DESCRIPTION	VF700C			AREA CODE	FRAME SERIAL NUMBER		QTY REQ	PART NUMBER	HONDA CODE
		1	1	1		FROM	TO			
		4	5	6						
10	JOINT, TUBE	4	---	---				1	19103-463-000	0881904
11	CAP, RESERVE TANK	4	---	---				1	19104-MB0-700	1308071
12	HOSE, RADIATOR	4	---	---				1	19107-MB1-000	1252402
13	TUBE, LEVEL	4	---	---				1	19108-MB0-000	1245471
14	TUBE, OVER FLOW	4	---	---				1	19108-MB1-000	1252410
15	TUBE, RESERVE TANK	4	---	---				1	19109-MB1-000	1266089
16	COVER, R. RADIATOR	4	---	---				1	19110-MB1-770	1290469
17	COVER, L. RADIATOR	4	---	---				1	19111-MB1-770	1290519
18	RUBBER, RADIATOR MOUNTING	4	---	---				1	19113-MB1-870	1724160
19	HOSE A, RADIATOR	4	---	---				1	19115-MB0-000	1245554
20	COVER, R. RADIATOR RR.	4	---	---				1	19118-MB1-000	1245588
21	COVER, L. RADIATOR RR.	4	---	---				1	19119-MB1-000	1245596
22	CLAMP, WATER HOSE	4	---	---				4	19503-MB1-870	1707991
23	REFLECTOR, R. FR. REFLEX	4	---	---				1	33740-MB0-003	1260579
24	REFLECTOR, L. FR. REFLEX	4	---	---				1	33741-MB0-003	1260587
25	THERMOSWITCH ASSY.	4	---	---				1	37760-MB4-770	1550086
26	BOLT-WASHER, 6x10 (ND)	4	---	---				2	90042-679-003	0786343
27	BOLT-WASHER, 5X8	4	---	---				2	90046-MB0-003	1250794
28	BOLT, RADIATOR SETTING	4	---	---				2	90111-MB1-000	1260769
29	O-RING, 13.5X1.4	4	---	---				1	91307-MH7-660	2514651
	O-RING, 12.5X1.4	4	---	---				1	91307-611-000	0347906
30	SCREW, 4MM	4	---	---	A	EM001067		3	90101-MG9-003	1531953
	SCREW, WASHER, 4X8	4	---	---	AC	EM000011		3	90101-MG9-003	1531953
	SCREW, WASHER, 4X8	4	---	---	A		EM001066	3	93893-04008-08	0870857
	SCREW, WASHER, 4X8	4	---	---	AC		EM000010	3	93893-04008-08	0870857
31	SCREW-WASHER, 5X10	4	---	---				3	93893-05010-08	0648774
32	SCREW, TAPPING, 3X8	4	---	---				1	93901-2 180	0786772
33	SCREW, TAPPING, 5X10	4	---	---				4	93903-3 180	1058288
34	NUT, FLANGE, 6MM	4	---	---				2	94050-0 180	0612689
35	WASHER, PLAIN, 6MM	4	---	---				2	94101-0 200	0059089
36	CLIP, TUBE, C11	4	---	---				4	95002-70 100	0053595
37	BOLT, FLANGE, 6X10	4	---	---				2	95700-06 10-00	0350488
	BOLT, FLANGE, 6X10	4	---	---				2	95701-06 0-00	2410876

CONTENTS

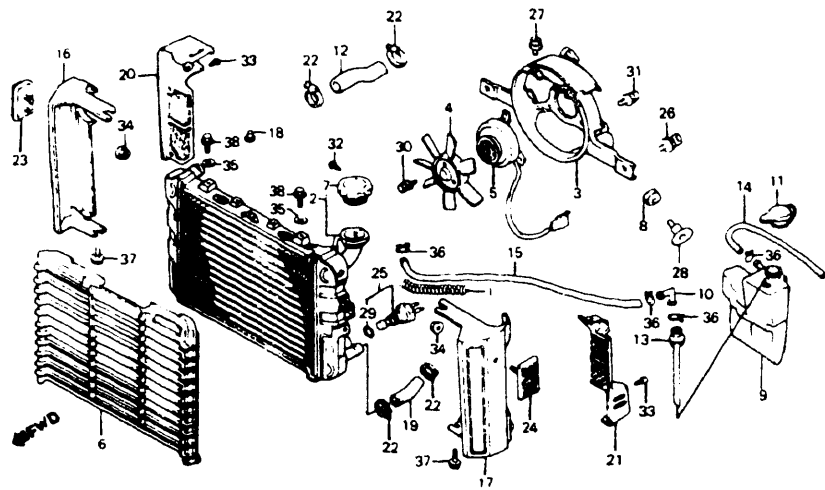
TITLE	PAGE	GRID
AIR CLEANER 84	132	H10
AIR CLEANER 85-86	136	H12
BATTERY	130	H9
BATTERY 84	127	H7
BRAKE CALIPER, FR 84	94	G3
BRAKE CALIPER, FR 85-86	96	G4
BRAKE MASTER, FR	76	F6
BRAKE PANEL, RR	102	G7
BRAKE PEDAL	144	I4
CABLES	73	F4
CANISTER 84-85	182	J11
CANISTER 86	184	J12
CLUTCH MASTER CYLINDER	78	F7
CYLINDER	76	F6
FENDER, FR	86	F11
FENDER, RR 84	155	I9
FENDER, RR 85-86	157	I10
FINAL DRIVEN GEAR	106	G9
FOOTPEGS	146	I5
FRAME	176	J8
FUEL PUMP	130	H9
FUEL PUMP 84	127	H7
FUEL TANK 84	111	G11
FUEL TANK 85-86	114	H1
GEARSHIFT PEDAL	144	I4
HANDLEBAR	80	F8
HEADLIGHT	66	F1
HORN	84	F10
IGNITION COIL	168	J4
INSTRUMENTS 84	68	F2
INSTRUMENTS 85-86	70	F3
MAIN STAND	148	I6
MUFFLER 84	139	I1
MUFFLER 85-86	142	I3
RADIATOR 84	170	J5
RADIATOR 85-86	173	J6
RECTIFIER 84	121	H4
SEAT 84	117	H2
SEAT 85-86	119	H3
SHOCK ABSORBER, FR	87	F11
SHOCK ABSORBER, RR	153	I8
SIDE COVER 84	121	H4
SIDE COVER 85-86	124	H6
SIDE STAND	148	I6
SPARK UNIT 84	155	I9
STEERING STEM	84	F10
SWINGARM	150	I7
SWITCHES	73	F4
TAILLIGHT 84	164	J2
TAILLIGHT 85-86	166	J3
TOOLS	180	J10
TOP BRIDGE	80	F8
TURN SIGNAL	160	I12
WHEEL, FR 84	98	G5
WHEEL, FR 85-86	100	G6
WHEEL, RR	104	G8
WIRE HARNESS	168	J4

VF700C'84 ENGINE NO.; RC21E-2000021 TO 2016382
 VF700C'84 FRAME NO.; RC210-EM000002 TO EM014552
 VF700C'84 ENGINE NO.; RC21E-2000019 TO 2016862
 VF700C'84 FRAME NO.; RC211-EM000003 TO EM002300

VF700C'85 ENGINE NO.; RC21E-2100016 TO 2110238
 VF700C'85 FRAME NO.; RC210-FM100006 TO FM108900
 VF700C'85 ENGINE NO.; RC21E-2100022 TO 2108674
 VF700C'85 FRAME NO.; RC211-FM100007 TO FM101325

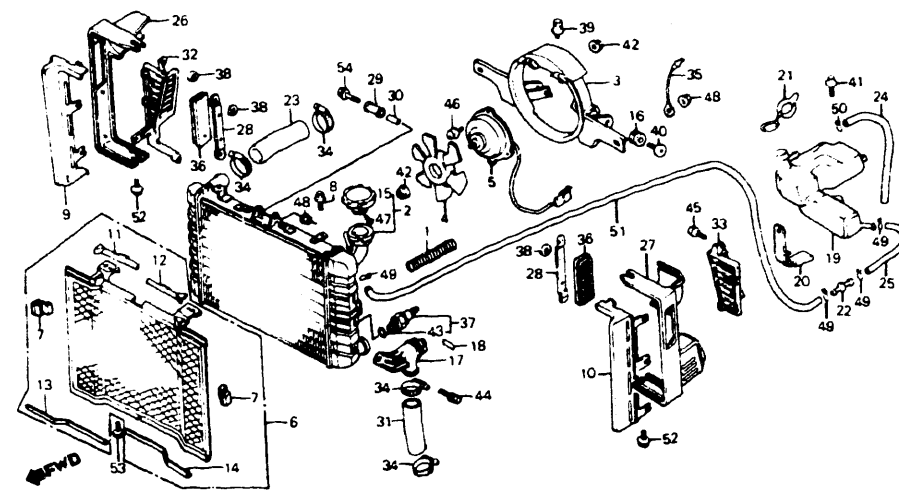
VF700C'86 ENGINE NO.; RC21E-2200005 TO 2209873
 VF700C'86 FRAME NO.; RC210-GM200003 TO GM208928
 VF700C'86 ENGINE NO.; RC21E-2200011 TO 2210193
 VF700C'86 FRAME NO.; RC211-GM200001 TO GM201250

RADIATOR - 84



F14MB1E30

RADIATOR - 85-86



F14MB1E3001

CONTENTS

TITLE	PAGE	GRID
AIR CLEANER 84	132	H10
AIR CLEANER 85-86	136	H12
BATTERY	130	H9
BATTERY 84	127	H7
BRAKE CALIPER, FR 84	94	G3
BRAKE CALIPER, FR 85-86	96	G4
BRAKE MASTER, FR	76	F6
BRAKE PANEL, RR	102	G7
BRAKE PEDAL	144	I4
CABLES	73	F4
CANISTER 84-85	182	J11
CANISTER 86	184	J12
CLUTCH MASTER CYLINDER	78	F7
CYLINDER	76	F6
FENDER, FR	86	F11
FENDER, RR 84	155	I9
FENDER, RR 85-86	157	I10
FINAL DRIVEN GEAR	106	G9
FOOTPEGS	146	I5
FRAME	176	J8
FUEL PUMP	130	H9
FUEL PUMP 84	127	H7
FUEL TANK 84	111	G11
FUEL TANK 85-86	114	H1
GEARSHIFT PEDAL	144	I4
HANDLEBAR	80	F8
HEADLIGHT	66	F1
HORN	84	F10
IGNITION COIL	168	J4
INSTRUMENTS 84	68	F2
INSTRUMENTS 85-86	70	F3
MAIN STAND	148	I6
MUFFLER 84	139	I1
MUFFLER 85-86	142	I3
RADIATOR 84	170	J5
RADIATOR, 85-86	173	J6
RECTIFIER 84	121	H4
SEAT 84	117	H2
SEAT 85-86	119	H3
SHOCK ABSORBER, FR	87	F11
SHOCK ABSORBER, RR	153	I8
SIDE COVER 84	121	H4
SIDE COVER 85-86	124	H6
SIDE STAND	148	I6
SPARK UNIT 84	155	I9
STEERING STEM	84	F10
SWINGARM	150	I7
SWITCHES	73	F4
TAILLIGHT 84	164	J2
TAILLIGHT 85-86	166	J3
TOOLS	180	J10
TOP BRIDGE	80	F8
TURN SIGNAL	160	I12
WHEEL, FR 84	98	G5
WHEEL, FR 85-86	100	G6
WHEEL, RR	104	G8
WIRE HARNESS	168	J4

Ref No.	BLOCK NO. DESCRIPTION	VF700C			AREA CODE	FRAME SERIAL NUMBER		QTY REQ	PART NUMBER	HONDA CODE
		1	2	3		FROM	TO			
		4	5	6						
	38 BOLT, FLANGE, 6X10	4						2	96000-06010-02	0807305
	BOLT, FLANGE, 6X10	4						2	96001-06010-02	2649663

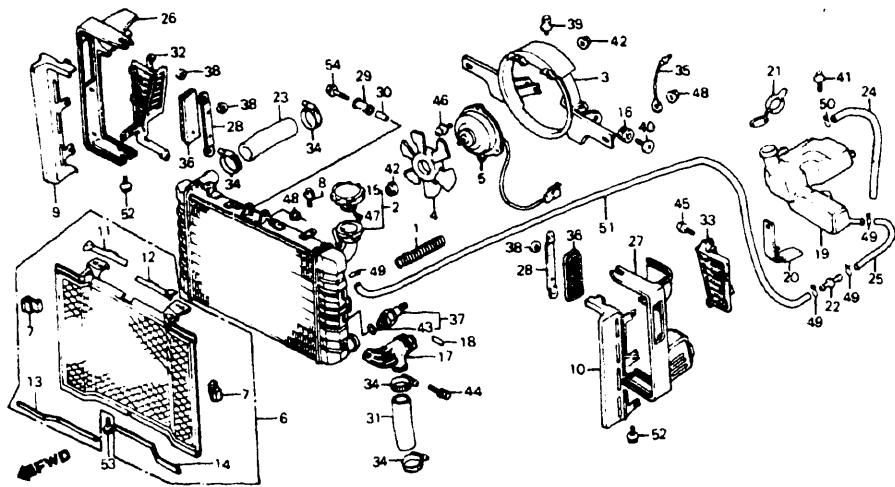
Ref No.	BLOCK NO. DESCRIPTION	VF700C			AREA CODE	FRAME SERIAL NUMBER		QTY REQ	PART NUMBER	HONDA CODE
		1	2	3		FROM	TO			
		4	5	6						
	1 SPRING, FUEL TUBE COVER		5	6				1	17532-404-000	0358630
	2 RADIATOR COMP.		5	6				1	19010-MK3-003	2018653
	3 SHROUD COMP.		5	6				1	19015-MK3-003	2018661
	4 FAN COMP., COOLING		5	6				1	19020-MK3-003	2028389
	5 MOTOR, FAN (MATSUSHITA)		5	6				1	19030-MK3-004	2018679
	MOTOR, FAN (MATSUSHITA)		5	6				1	19030-MK3-014	2692002
	MOTOR, FAN (MATSUSHITA)		5	6				1	19030-MK3-024	3527454
	6 GRILLE, RADIATOR		5	6				1	19032-MK3-000	2018695
	7 CUSHION, RADIATOR GRILL		5	6				2	19033-MK3-300	2018703
	8 BOLT-WASHER, 6X10		5	6				2	19034-MK3-000	2018711
	9 GUIDE, R. AIR		5	6				1	19035-MK3-000	2018729
	10 GUIDE, L. AIR		5	6				1	19036-MK3-000	2018737
	11 MOULDING, R. RADIATOR GRILLE		5	6				1	19041-MK3-300	2018745
	12 MOULDING, L. RADIATOR GRILLE		5	6				1	19042-MK3-300	2018752
	13 MOULDING, R. RADIATOR GRILLE		5	6				1	19043-MK3-300	2018760
	14 MOULDING, L. RADIATOR GRILLE		5	6				1	19044-MK3-300	2018778

VF700C'84 ENGINE NO.; RC21E-2000021 TO 2016382
 VF700C'84 FRAME NO.; RC210-EM000002 TO EM014552
 VF700C'84 ENGINE NO.; RC21E-2000019 TO 2016862
 VF700C'84 FRAME NO.; RC211-EM000003 TO EM002300

VF700C'85 ENGINE NO.; RC21E-2100016 TO 2110238
 VF700C'85 FRAME NO.; RC210-FM100006 TO FM108900
 VF700C'85 ENGINE NO.; RC21E-2100022 TO 2108674
 VF700C'85 FRAME NO.; RC211-FM100007 TO FM101325

VF700C'86 ENGINE NO.; RC21E-2200005 TO 2209873
 VF700C'86 FRAME NO.; RC210-GM200003 TO GM208928
 VF700C'86 ENGINE NO.; RC21E-2200011 TO 2210193
 VF700C'86 FRAME NO.; RC211-GM200001 TO GM201250

RADIATOR - 85-86



F14MB1E3001

Ref. No.	BLOCK NO. F-30-1	VF700C			AREA CODE	FRAME SERIAL NUMBER	QTY REQ	PART NUMBER	HONDA CODE
		4	5	6					
4 = VF700C'84									
5 = VF700C'85									
6 = VF700C'86									
15	CAP COMP., RADIATOR (TOYO)	--	5	6			1	19045-MB0-702	1303684
16	RUBBER, RADIATOR MOUNTING	--	5	6			2	19051-KA4-000	1042266
17	VALVE ASSY., RADIATOR	--	5	6			1	19060-MK3-003	2018794
18	LABEL, RADIATOR VALVE CAUTION	--	5	6			1	19063-MK3-300	2018802
19	TANK, RESERVE	--	5	6			1	19101-MK3-000	2018869
20	STAY, RESERVE TANK	--	5	6			1	19102-MK3-000	2018877
21	CAP, RESERVE TANK	--	5	6			1	19104-MB0-700	1308071
22	JOINT, OVER FLOW TUBE	--	5	6			1	19106-MJ8-000	1760149
23	HOSE, RADIATOR	--	5	6			1	19107-MB1-000	1252402
24	TUBE, RESERVE TANK OVERFLOW	--	5	6			1	19108-MK3-000	2018885
25	TUBE, OVER FLOW	--	5	6			1	19109-MK3-000	2018893
26	COVER, R. RADIATOR	--	5	6			1	19110-MK3-000	2018901
27	COVER, L. RADIATOR	--	5	6			1	19111-MK3-000	2018919
28	PLATE, RR. SIDE SETTING	--	5	6			2	19112-MJ8-300	1753185
29	RUBBER, RADIATOR MOUNTING	--	5	6			1	19113-MB0-000	1245539
30	COLLAR, RADIATOR MOUNTING	--	5	6			1	19114-MB0-000	1245547

Ref. No.	BLOCK NO. F-30-1	VF700C			AREA CODE	FRAME SERIAL NUMBER	QTY REQ	PART NUMBER	HONDA CODE
		4	5	6					
4 = VF700C'84									
5 = VF700C'85									
6 = VF700C'86									
31	HOSE A, RADIATOR	--	5	6			1	19115-MK3-000	2018927
32	COVER, R. RADIATOR RR.	--	5	6			1	19118-MK3-000	2018935
33	COVER, L. RADIATOR RR.	--	5	6			1	19119-MK3-000	2018943
34	CLAMP, WATER HOSE	--	5	6			4	19503-MB1-870	1707991
35	SUB WIRE, THERMOSTAT	--	5	6			1	32111-MK3-000	2020014
36	REFLECTOR, FR. REFLEX	--	5	6			2	33741-MB3-671	1743046
37	THERMOSWITCH ASSY.	--	5	6			1	37760-MB2-901	2028553
38	CLIP, RR. COWL SETTING	--	5	6			8	77201-ME5-000	1330331
39	BOLT-WASHER, 5X8	--	5	6			2	90046-MB0-003	1250794
40	BOLT, RADIATOR SETTING	--	5	6			2	90111-MB1-000	1260769
41	BOLT, FLANGE, 6MM	--	5	--			1	90111-187-000	1032069
	BOLT, FLANGE, 6MM	--	--	6			1	90116-ME9-000	1371038
42	NUT, SERRATE, 5MM	--	5	6			4	90315-MK3-003	2045912
43	O-RING, 13.5X1.4	--	5	6			1	91307-PH7-660	2514651
	O-RING, 12.5X1.4	--	5	6			1	91307-611-000	0347906
44	BOLT-WASHER, 6X10	--	5	6			1	93493-06010-00	1745470
45	SCREW-WASHER, 4X12	--	5	6			1	93891-04012-07	1218643
46	SCREW-WASHER, 5X10	--	5	6			3	93893-05010-08	0648774
47	SCREW, TAPPING, 3X8	--	5	6			1	93901-22180	0786772
48	NUT, FLANGE, 6MM	--	5	6			3	94050-06000	0471623
49	CLIP, TUBE, B12	--	5	6			4	95002-02120	0335034
50	CLIP, TUBE, C11	--	5	6			1	95002-70000	0053595
51	TUBE, 7.3X830 (BULK HOSE: 95005-75003-10M)	--	5	6			1	95005-75830-20	2024099
52	BOLT, FLANGE, 6X10	--	5	6			2	95700-06010-00	0350488
	BOLT, FLANGE, 6X10	--	5	6			2	95701-06010-00	2410876
53	BOLT, FLANGE, 6X10	--	5	6			2	95700-06010-07	0663930
	BOLT, FLANGE, 6X10	--	5	6			2	95701-06010-07	2374734
54	BOLT, FLANGE, 6X40	--	5	6			1	96000-06040-00	0782870
	BOLT, FLANGE, 6X40	--	5	6			1	96001-06040-00	2106037

CONTENTS

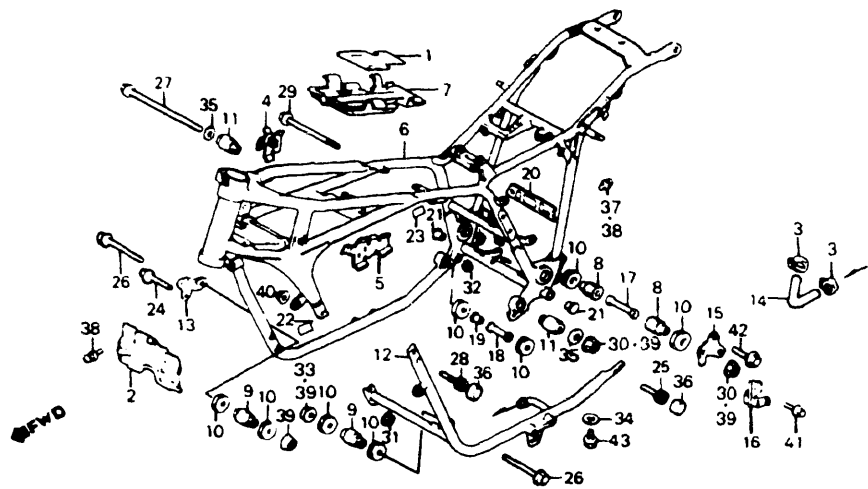
TITLE	PAGE	GRID
AIR CLEANER 84	132	H10
AIR CLEANER 85-86	136	H12
BATTERY	130	H9
BATTERY 84	127	H7
BRAKE CALIPER, FR. 84	94	G3
BRAKE CALIPER, FR. 85-86	96	G4
BRAKE MASTER, FR.	76	F6
BRAKE PANEL RR	102	G7
BRAKE PEDAL	144	I4
CABLES	73	F4
CANISTER 84-85	182	J11
CANISTER 86	184	J12
CLUTCH MASTER CYLINDER	78	F7
CYLINDER	76	F6
FENDER, FR.	86	F11
FENDER, RR. 84	155	I9
FENDER, RR. 85-86	157	I10
FINAL DRIVEN GEAR	106	G9
FOOTPEGS	146	I5
FRAME	176	J8
FUEL PUMP	130	H9
FUEL PUMP 84	127	H7
FUEL TANK 84	111	G11
FUEL TANK 85-86	114	H1
GEARSHIFT PEDAL	144	I4
HANDLEBAR	80	F8
HEADLIGHT	66	F1
HORN	84	F10
IGNITION COIL	168	J4
INSTRUMENTS 84	68	F2
INSTRUMENTS 85-86	70	F3
MAIN STAND	148	I6
MUFFLER 84	139	I1
MUFFLER 85-86	142	I3
RADIATOR 84	170	J5
RADIATOR 85-86	173	J6
RECTIFIER 84	121	H4
SEAT 84	117	H2
SEAT 85-86	119	H3
SHOCK ABSORBER, FR.	87	F11
SHOCK ABSORBER, RR.	153	I8
SIDE COVER 84	121	H4
SIDE COVER 85-86	124	H6
SIDE STAND	148	I6
SPARK UNIT 84	155	I9
STEERING STEM	84	F10
SWINGARM	150	I7
SWITCHES	73	F4
TAILLIGHT 84	164	J2
TAILLIGHT 85-86	166	J3
TOOLS	180	J10
TOP BRIDGE	80	F8
TURN SIGNAL	160	I12
WHEEL, FR. 84	98	G5
WHEEL, FR. 85-86	100	G6
WHEEL, RR.	104	G8
WIRE HARNESS	168	J4

VF700C'84 ENGINE NO.; RC21E-2000021 TO 2016382
 VF700C'84 FRAME NO.; RC210-EM000002 TO EM014552
 VF700C'84 ENGINE NO.; RC21E-2000019 TO 2016862
 VF700C'84 FRAME NO.; RC211-EM000003 TO EM002300

VF700C'85 ENGINE NO.; RC21E-2100016 TO 2110238
 VF700C'85 FRAME NO.; RC210-FM100006 TO FM108900
 VF700C'85 ENGINE NO.; RC21E-2100022 TO 2108674
 VF700C'85 FRAME NO.; RC211-FM100007 TO FM101325

VF700C'86 ENGINE NO.; RC21E-2200005 TO 2209873
 VF700C'86 FRAME NO.; RC210-GM200003 TO GM208928
 VF700C'86 ENGINE NO.; RC21E-2200011 TO 2210193
 VF700C'86 FRAME NO.; RC211-GM200001 TO GM201250

FRAME



"CAUTION OR WARNING LABELS MUST BE ORDERED SEPARATELY WHEN APPLICABLE"

F14MB1E31

Ref. No.	BLOCK NO. DESCRIPTION	VF700C			AREA CODE	FRAME SERIAL NUMBER		QTY REQ	PART NUMBER	HONDA CODE
		4	5	6		FROM	TO			
	4 = VF700C'84 5 = VF700C'85 6 = VF700C'86	1	1	1						
		9	9	9						
		8	8	8						
		4	5	6						
1	SEAT, FUEL TANK	4	--	--				1	17559-MB1-010	1654086
2	PLATE, CHAMBER HEAT GUARD	4	5	6				1	19125-MB1-870	1724178
3	CLAMP, WATER HOSE	4	5	6				2	19503-MB1-870	1707991
4	HOLDER, R. COUPLER	--	5	6				1	32306-MK3-000	2020022
5	HOLDER, L. COUPLER	--	5	6				1	32307-MK3-000	2020030
6	FRAME COMP. *NH1* (BLACK)	4	--	--	A			1	50100-MB1-871ZA	2280550
	FRAME COMP. *NH1* (BLACK)	4	--	--	AC			1	50100-MB1-880ZA	1724194
	FRAME COMP. *NH1* (BLACK)	4	--	--	AC			1	50100-MB1-881ZA	2274926
	BODY COMP., FRAME *NH1* (BLACK)	--	5	--	AC			1	50100-MK3-680ZA	2021467
	BODY COMP., FRAME *NH1* (WOL) (BLACK)	--	5	6	A			1	50100-MK3-000ZA	2021459
	BODY COMP., FRAME	--	--	6	AC			1	50100-MK3-780	2248003
7	PLATE, FUEL TANK HEAT GUARD	4	--	--				1	50189-MB1-000	1248525

Ref. No.	BLOCK NO. DESCRIPTION	VF700C			AREA CODE	FRAME SERIAL NUMBER		QTY REQ	PART NUMBER	HONDA CODE
		4	5	6		FROM	TO			
	4 = VF700C'84 5 = VF700C'85 6 = VF700C'86	1	1	1						
		9	9	9						
		8	8	8						
		4	5	6						
7	PLATE, FUEL TANK HEAT GUARD	--	5	--				1	50189-MK3-000	2021533
	PLATE, FUEL TANK HEAT GUARD	--	--	6				1	50189-MK3-770	2248011
8	RUBBER A, MOUNTING	4	5	6				2	50201-MB0-000	1248533
9	RUBBER B, MOUNTING	4	5	6				2	50202-MB0-000	1248541
10	RUBBER C, MOUNTING	4	5	6				8	50203-MB0-000	1248558
	RUBBER C, MOUNTING	4	5	6				8	50203-MB0-010	2956027
11	RUBBER D, MOUNTING	4	5	6				2	50206-MB0-000	1248566
12	SUB FRAME COMP.	4	--	--	A			1	50210-MB1-700	1291780
	SUB FRAME COMP. *NH1* (BLACK)	4	--	--	AC			1	50210-MB1-880ZA	1724202
	FRAME COMP., SUB	--	5	--	AC			1	50210-MK3-680	2021558
	SUB FRAME COMP.	--	5	6	A			1	50210-MK3-000	2021541
	FRAME COMP., SUB	--	--	6	AC			1	50210-MK3-780	2248029
13	PLATE, R. FR. ENGINE HANGER	4	5	6				1	50216-MB1-700	1291798
14	HOSE, LOWER WATER	4	5	6				1	50242-MB0-000	1248590
15	PLATE, RR. ENGINE HANGER	4	--	--				1	50356-MB1-000	1248699
	PLATE, RR. ENGINE HANGER	--	5	6				1	50356-MK3-000	2021681
16	CLAMP, WIRE	4	--	--				1	50358-MB0-000	1248707
	CLAMP, L. WIRE	--	5	6				1	50358-MK3-000	2021699
17	COLLAR A, ENGINE HANGER	4	5	6				1	50361-MB0-000	1248715
18	COLLAR B, ENGINE HANGER	4	5	6				1	50362-MB0-000	1248723
19	COLLAR C, ENGINE HANGER	4	5	6				1	50363-MB0-000	1248731
20	PLATE A, HEAT GUARD	4	--	--				1	50428-MB1-000	1248749
	PLATE A, HEAT GUARD	--	5	6				1	50428-MK3-000	2021715
21	CAP, MAIN STAND PIPE	4	5	6				2	50750-MB0-000	1249200
22	LABEL, HIGH ALTITUDE	--	5	6				(1)	87139-463-670	1236934
23	LABEL, BATTERY CAUTION	4	--	--				1	87506-MB1-670	1250661
24	BOLT, FLANGE, 8X60	4	5	6				2	90017-369-690	1420637
25	BOLT, SOCKET, 10X25	4	5	6				2	90101-MB0-000	1250836
26	BOLT, FLANGE, 10X65	4	5	6				2	90102-MB0-000	1250844
27	BOLT, FLANGE, 10X345	4	5	6				1	90104-MB0-000	1250885
28	BOLT, SOCKET, 10X35	4	5	6				2	90107-MB0-000	1250935
29	BOLT, FLANGE, 10X220	4	5	6				1	90110-MB0-000	1250968

CONTENTS

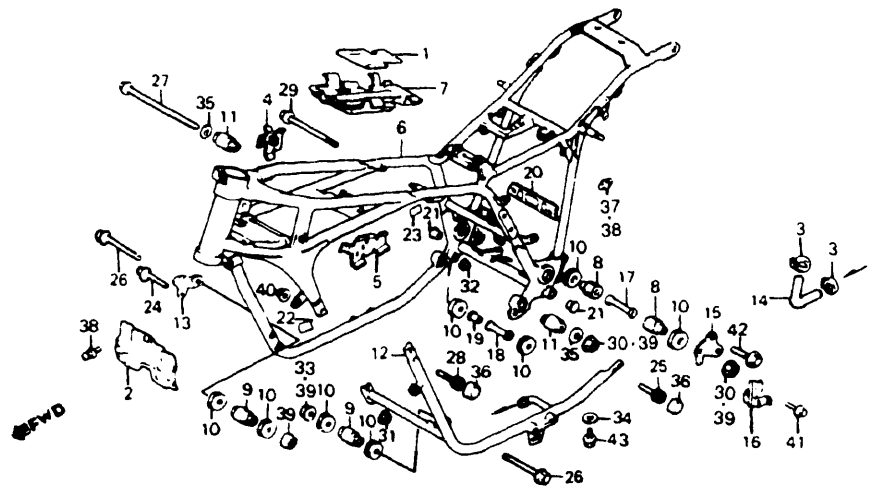
TITLE	PAGE	GRID
AIR CLEANER 84	132	H10
AIR CLEANER 85-86	136	H12
BATTERY	130	H9
BATTERY 84	127	H7
BRAKE CALIPER FR 84	94	G3
BRAKE CALIPER FR 85-86	96	G4
BRAKE MASTER FR	76	F6
BRAKE PANEL RR	102	G7
BRAKE PEDAL	144	I4
CABLES	73	F4
CANISTER 84-85	182	J11
CANISTER 86	184	J12
CLUTCH MASTER CYLINDER	78	F7
CYLINDER	76	F6
FENDER FR	86	F11
FENDER RR 84	155	I9
FENDER RR 85-86	157	I10
FINAL DRIVEN GEAR	106	G9
FOOTPEGS	146	I5
FRAME	176	J8
FUEL PUMP	130	H9
FUEL PUMP 84	127	H7
FUEL TANK 84	111	G11
FUEL TANK 85-86	114	H1
GEARSHIFT PEDAL	144	I4
HANDLEBAR	80	F8
HEADLIGHT	66	F1
HORN	84	F10
IGNITION COIL	168	J4
INSTRUMENTS 84	66	F2
INSTRUMENTS 85-86	70	F3
MAIN STAND	148	I6
MUFFLER 84	139	I1
MUFFLER 85-86	142	I3
RADIATOR 84	170	J5
RADIATOR 85-86	173	J6
RECTIFIER 84	121	H4
SEAT 84	117	H2
SEAT 85-86	119	H3
SHOCK ABSORBER FR	87	F11
SHOCK ABSORBER RR	153	I8
SIDE COVER 84	121	H4
SIDE COVER 85-86	124	H6
SIDE STAND	148	I6
SPARK UNIT 84	155	I9
STEERING STEM	84	F10
SWINGARM	150	I7
SWITCHES	73	F4
TAILLIGHT 84	164	J2
TAILLIGHT 85-86	166	J3
TOOLS	180	J10
TOP BRIDGE	80	F8
TURN SIGNAL	160	I12
WHEEL FR 84	98	G5
WHEEL FR 85-86	100	G6
WHEEL RR	104	G8
WIRE HARNESS	168	J4

VF700C'84 ENGINE NO.; RC21E-2000021 TO 2016382
 VF700C'84 FRAME NO.; RC210-EM000002 TO EM014552
 VF700C'84 ENGINE NO.; RC21E-2000019 TO 2016862
 VF700C'84 FRAME NO.; RC211-EM000003 TO EM002300

VF700C'85 ENGINE NO.; RC21E-2100016 TO 2110238
 VF700C'85 FRAME NO.; RC210-FM100006 TO FM108900
 VF700C'85 ENGINE NO.; RC21E-2100022 TO 2108674
 VF700C'85 FRAME NO.; RC211-FM100007 TO FM101325

VF700C'86 ENGINE NO.; RC21E-2200005 TO 2209873
 VF700C'86 FRAME NO.; RC210-GM200003 TO GM208928
 VF700C'86 ENGINE NO.; RC21E-2200011 TO 2210193
 VF700C'86 FRAME NO.; RC211-GM200001 TO GM201250

FRAME



"CAUTION OR WARNING LABELS MUST BE ORDERED SEPARATELY WHEN APPLICABLE"

F14MB1E31

Ref. No.	BLOCK NO. DESCRIPTION	VF700C			AREA CODE	FRAME SERIAL NUMBER		QTY REQ	PART NUMBER	HONDA CODE
		1	9	8		FROM	TO			
		4	5	6						
	30 NUT, FLANGE CAP, 10MM	---	---	6				2	90202-329-000	0279604
	31 NUT, FLANGE, 8MM	4	5	6				2	90208-425-870	0758375
	32 NUT, FLANGE, 6MM	---	---	6				2	90203-PD1-000	1784669
	NUT, FLANGE, 6MM	---	---	6				2	90301-428-900	1089499
	NUT, FLANGE, 6MM	---	---	6				2	94050-06070	2322832
	33 NUT, FLANGE, 10MM	---	---	6	AC			1	90316-MK3-780	2401172
	34 WASHER, SEALING, 6MM	4	5	6				1	90441-028-010	0014480
	35 WASHER, ENGINE HANGER	4	5	6				2	90502-MB0-000	1251370
	36 CAP, SOCKET BOLT, 10MM	---	---	6				4	91456-ME1-670	1213255
	37 BOLT, HEX. CAP, 6X12	---	---	6				2	92500-06012-06	2023976
	38 SCREW-WASHER, 5X12	4	---	---				4	93893-05012-07	0692665
		---	---	6				2	93893-05012-07	0692665
	39 NUT, FLANGE, 10MM	4	5	---				4	94050-10000	0483867
		---	---	6	A			2	94050-10000	0483867
		---	---	6	AC			1	94050-10000	0483867
	40 NUT, FLANGE, 10MM	4	5	6				2	94050-10080	0623405
	41 BOLT, FLANGE, 6X10	4	5	6				1	95700-06010-07	0663930

178 © AMERICAN HONDA MOTOR CO. LTD 1993

J9

VF700C'84 ENGINE NO.; RC21E-2000021 TO 2016382
 VF700C'84 FRAME NO.; RC210-EM000002 TO EM014552
 VF700C'84 ENGINE NO.; RC21E-2000019 TO 2016862
 VF700C'84 FRAME NO.; RC211-EM000003 TO EM002300

VF700C'85 ENGINE NO.; RC21E-2100016 TO 2110238
 VF700C'85 FRAME NO.; RC210-FM100006 TO FM108900
 VF700C'85 ENGINE NO.; RC21E-2100022 TO 2108674
 VF700C'85 FRAME NO.; RC211-FM100007 TO FM101325

Ref. No.	BLOCK NO. DESCRIPTION	VF700C			AREA CODE	FRAME SERIAL NUMBER		QTY REQ	PART NUMBER	HONDA CODE
		1	9	8		FROM	TO			
		4	5	6						
	41 BOLT, FLANGE, 6X10	4	5	6				1	95701-06010-07	2374734
	42 BOLT, FLANGE, 8X16	4	5	6				2	95700-08016-07	1251891
	BOLT, FLANGE, 8X16	4	5	6				2	95701-08016-07	2724003
	43 BOLT, FLANGE, 6X10	4	5	6				1	96000-06010-07	1260959
	BOLT, FLANGE, 6X10	4	5	6				1	96001-06010-07	2154664

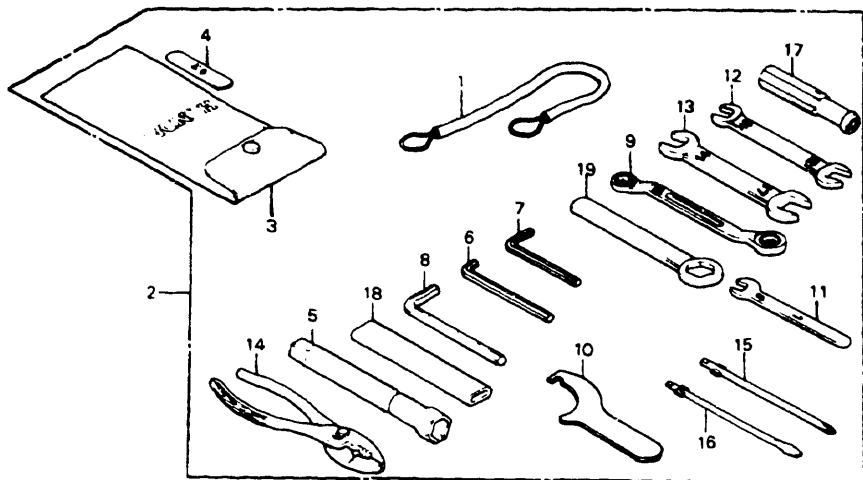
© AMERICAN HONDA MOTOR CO. LTD 1993 179

VF700C'86 ENGINE NO.; RC21E-2200005 TO 2209873
 VF700C'86 FRAME NO.; RC210-GM200003 TO GM208928
 VF700C'86 ENGINE NO.; RC21E-2200011 TO 2210193
 VF700C'86 FRAME NO.; RC211-GM200001 TO GM201250

CONTENTS

TITLE	PAGE	GRID
AIR CLEANER 84	132	H10
AIR CLEANER 85-86	136	H12
BATTERY	130	H9
BATTERY 84	127	H7
BRAKE CALIPER, FR. 84	94	G3
BRAKE CALIPER, FR. 85-86	96	G4
BRAKE MASTER, FR.	76	F6
BRAKE PANEL, RR.	102	G7
BRAKE PEDAL	144	I4
CABLES	73	F4
CANISTER 84-85	182	J11
CANISTER 86	184	J12
CLUTCH MASTER CYLINDER	78	F7
CYLINDER	76	F6
FENDER, FR.	86	F11
FENDER, RR. 84	155	I9
FENDER, RR. 85-86	157	I10
FINAL DRIVEN GEAR	106	G9
FOOTPEGS	146	I5
FRAME	176	J8
FUEL PUMP	130	H9
FUEL PUMP 84	127	H7
FUEL TANK 84	11	G11
FUEL TANK 85-86	114	H1
GEARSHIFT PEDAL	144	I4
HANDLEBAR	80	F8
HEADLIGHT	66	F1
HORN	84	F10
IGNITION COIL	168	J4
INSTRUMENTS 84	68	F2
INSTRUMENTS 85-86	70	F3
MAIN STAND	148	I6
MUFFLER 84	139	I1
MUFFLER 85-86	142	I3
RADIATOR 84	170	J5
RADIATOR 85-86	173	J6
RECTIFIER 84	121	H4
SEAT 84	117	H2
SEAT 85-86	119	H3
SHOCK ABSORBER, FR.	87	F11
SHOCK ABSORBER, RR.	153	I8
SIDE COVER 84	121	H4
SIDE COVER 85-86	124	H6
SIDE STAND	148	I6
SPARK UNIT 84	155	I9
STEERING STEM	84	F10
SWINGARM	150	I7
SWITCHES	73	F4
TAILLIGHT 84	164	J2
TAILLIGHT 85-86	166	J3
TOOLS	180	J10
TOP BRIDGE	80	F8
TURN SIGNAL	160	I12
WHEEL, FR. 84	98	G5
WHEEL, FR. 85-86	100	G6
WHEEL, RR.	104	G8
WIRE HARNESS	168	J4

TOOLS



F14MB1E32

4 = VF700C'84
5 = VF700C'85
6 = VF700C'86

Ref. No.	BLOCK NO. DESCRIPTION	VF700C			AREA CODE	FRAME SERIAL NUMBER		QTY REQ	PART NUMBER	HONDA CODE
		1	9	8		FROM	TO			
		1	9	8						
		4	5	6						
15	DRIVER 1, PLUS SCREW (NO.2)	4	5	6				1	99003-10000	0052423
16	DRIVER 3, MINUS SCREW (NO.2)	4	5	6				1	99003-30000	0052449
17	GRIP	4	5	6				1	99003-50000	0052464
18	HANDLE, EYE WRENCH, 120MM	4	5	6				1	99006-12000	0270496
19	WRENCH, EYE, 22MM	4						1	99006-22000	0268227
	WRENCH, EYE, 27MM		5	6				1	99006-27000	1311539

CONTENTS

TITLE	PAGE	GRID
AIR CLEANER 84	132	H10
AIR CLEANER 85-86	136	H12
BATTERY	130	H9
BATTERY 84	127	H7
BRAKE CALIPER, FR. 84	94	G3
BRAKE CALIPER, FR. 85-86	96	G4
BRAKE MASTER, FR.	76	F6
BRAKE PANEL, RR.	102	G7
BRAKE PEDAL	144	I4
CABLES	73	F4
CANISTER 84-85	182	J11
CANISTER 86	184	J12
CLUTCH MASTER CYLINDER	78	F7
CYLINDER	76	F6
FENDER, FR.	86	F11
FENDER, RR. 84	155	I9
FENDER, RR. 85-86	157	I10
FINAL DRIVEN GEAR	106	G9
FOOTPEGS	146	I5
FRAME	176	J8
FUEL PUMP	130	H9
FUEL PUMP 84	127	H7
FUEL TANK 84	111	G11
FUEL TANK 85-86	114	H1
GEARSHIFT PEDAL	144	I4
HANDLEBAR	80	F8
HEADLIGHT	66	F1
HORN	84	F10
IGNITION COIL	168	J4
INSTRUMENTS 84	68	F2
INSTRUMENTS 85-86	70	F3
MAIN STAND	148	I6
MUFFLER 84	139	I1
MUFFLER 85-86	142	I3
RADIATOR 84	170	J5
RADIATOR 85-86	173	J6
RECTIFIER 84	121	H4
SEAT 84	117	H2
SEAT 85-86	119	H3
SHOCK ABSORBER, FR.	87	F11
SHOCK ABSORBER, RR.	153	I8
SIDE COVER 84	121	H4
SIDE COVER 85-86	124	H6
SIDE STAND	148	I6
SPARK UNIT 84	155	I9
STEERING STEM	84	F10
SWINGARM	150	I7
SWITCHES	73	F4
TAILLIGHT 84	164	J2
TAILLIGHT 85-86	166	J3
TOOLS	180	J10
TOP BRIDGE	80	F8
TURN SIGNAL	160	I12
WHEEL, FR. 84	98	G5
WHEEL, FR. 85-86	100	G6
WHEEL, RR.	104	G8
WIRE HARNESS	168	J4

4 = VF700C'84
5 = VF700C'85
6 = VF700C'86

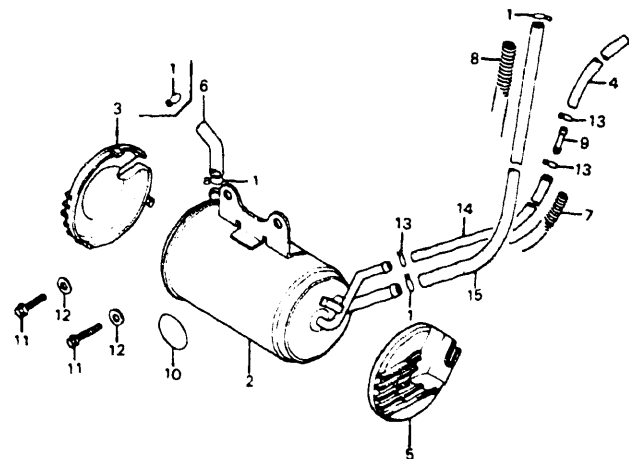
Ref. No.	BLOCK NO. DESCRIPTION	VF700C			AREA CODE	FRAME SERIAL NUMBER		QTY REQ	PART NUMBER	HONDA CODE
		1	9	8		FROM	TO			
		1	9	8						
		4	5	6						
1	CABLE, HELMET SECURITY		5	6				1	77157-MK3-000	2022739
2	TOOL SET	4						1	89010-MB1-000	1252535
	TOOL SET		5	6				1	89010-MK3-000	2023281
3	BAG, TOOL	4	5	6				1	89101-300-010	0192369
	BAG, TOOL, 200MM	4	5	6				1	99008-02000	0268185
4	GAUGE, FEELER, 0.7	4	5	6				1	89103-371-000	0443663
5	WRENCH, PLUG	4	5	6				1	89216-MB0-000	1260751
6	WRENCH, HEX., 5MM	4	5	6				1	89221-MB0-000	1250778
7	WRENCH, HEX., 5MM	4	5	6				1	89221-429-000	0786046
8	WRENCH, HEX., 8MM	4	5	6				1	89222-371-000	0408724
9	WRENCH, EYE, 10X12	4	5	6				1	89227-461-000	0918813
10	SPANNER, PIN	4	5	6				1	89230-MB1-000	1250786
11	SPANNER, 8MM	4	5	6				1	99001-08000	0342766
12	SPANNER, 10X12	4	5	6				1	99001-10120	0187559
13	SPANNER, 14X17	4	5	6				1	99001-14170	0187567
14	PLIERS, 135	4	5	6				1	99002-13500	0069252

VF700C'84 ENGINE NO.; RC21E-2000021 TO 2016382
VF700C'84 FRAME NO.; RC210-EM000002 TO EM014552
VF700C'84 ENGINE NO.; RC21E-2000019 TO 2016862
VF700C'84 FRAME NO.; RC211-EM000003 TO EM002300

VF700C'85 ENGINE NO.; RC21E-2100016 TO 2110238
VF700C'85 FRAME NO.; RC210-FM100006 TO FM108900
VF700C'85 ENGINE NO.; RC21E-2100022 TO 2108674
VF700C'85 FRAME NO.; RC211-FM100007 TO FM101325

VF700C'86 ENGINE NO.; RC21E-2200005 TO 2209873
VF700C'86 FRAME NO.; RC210-GM200003 TO GM208928
VF700C'86 ENGINE NO.; RC21E-2200011 TO 2210193
VF700C'86 FRAME NO.; RC211-GM200001 TO GM201250

CANISTER - 84-85



"CAUTION OR WARNING LABELS MUST BE ORDERED SEPARATELY WHEN APPLICABLE"

F14MB1E33

Ref. No.	BLOCK NO. DESCRIPTION	VF700C			AREA CODE	FRAME SERIAL NUMBER		QTY REQ	PART NUMBER	HONDA CODE
		1	1	1		FROM	TO			
		1	1	1						
		8	8	8						
		4	5	6						
1	CLIP, BREATHER TUBE	4	--	--	AC	----	----	4	15772-500-010	0346569
	CLIP, BREATHER TUBE	--	5	--	AC	----	----	3	15772-500-010	0346569
	CLIP, BREATHER TUBE	4	--	--	AC	----	----	4	15772-500-013	0484089
	CLIP, BREATHER TUBE	--	5	--	AC	----	----	3	15772-500-013	0484089
2	CANISTER COMP.	4	--	--	AC	----	----	1	17410-MB1-881	1730845
	CANISTER COMP.	--	5	--	AC	----	----	1	17410-MK3-680	2018091
3	COVER, R. CANISTER	4	--	--	AC	----	----	1	17411-MB1-880	1724228
	COVER, R. CANISTER	--	5	--	AC	----	----	1	17416-MK3-680	2055416
4	TUBE, CHARGE	4	5	--	AC	----	----	1	17411-MK3-680	2018109
5	COVER, L. CANISTER	4	--	--	AC	----	----	1	17412-MB1-880	1724236
	COVER, L. CANISTER	--	5	--	AC	----	----	1	17412-MK3-680	2055382
6	TUBE, CANISTER BREATHER	4	5	--	AC	----	----	1	17413-MK3-680	2061695
7	SPRING, CHARGE TUBE COVER	4	5	--	AC	----	----	1	17414-MK3-680	2055390
8	SPRING, PURGE TUBE COVER	4	5	--	AC	----	----	1	17415-MK3-680	2055408
9	JOINT B, WASHER TUBE (MITSUBA)	4	5	--	AC	----	----	1	38562-663-920	0604579
10	LABEL, JACK UPPER WARNING	--	5	--	AC	----	----	1	87200-MB1-870	1777168

4 = VF700C'84
5 = VF700C'85
6 = VF700C'86

VF700C

AREA CODE

Ref. BLOCK NO. F-33
No. DESCRIPTION

Ref. No.	BLOCK NO. DESCRIPTION	VF700C			AREA CODE	FRAME SERIAL NUMBER		QTY REQ	PART NUMBER	HONDA CODE
		1	1	1		FROM	TO			
		1	1	1						
		8	8	8						
		4	5	6						
11	BOLT, SOCKET, 6X16	4	--	--	AC	----	----	2	90001-MA2-770	1115856
	BOLT, FLANGE, 6X16	--	5	--	AC	----	----	2	95700-06016-07	1007277
	BOLT, FLANGE, 6X16	--	5	--	AC	----	----	2	95701-06016-07	2316578
12	WASHER, PLAIN, 6MM	4	5	--	AC	----	----	2	94101-06700	0294231
13	CLIP, TUBE, B8	4	5	--	AC	----	----	3	95002-02080	0250647
14	TUBE, 4.5X605 (BULK HOSE: 95005-45008-10M)	4	--	--	AC	----	----	1	95005-45605-20	2089001
	TUBE, 4.5X565 (BULK HOSE: 95005-45008-10M)	--	5	--	AC	----	----	1	95005-45565-20	2089043
15	TUBE, 8X440	4	5	--	AC	----	----	1	95005-80440-20	1877380

CONTENTS

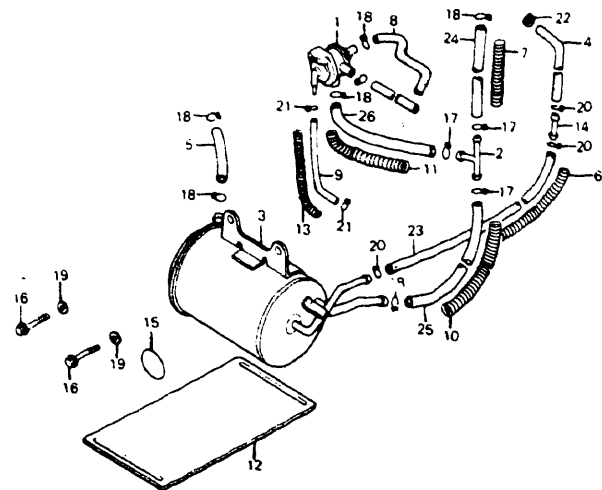
TITLE	PAGE	GRID
AIR CLEANER 84	132	H10
AIR CLEANER 85-86	136	H12
BATTERY	130	H9
BATTERY 84	127	H7
BRAKE CALIPER, FR 84	94	G3
BRAKE CALIPER, FR 85-86	96	G4
BRAKE MASTER, FR.	76	F6
BRAKE PANEL, RR	102	G7
BRAKE PEDAL	144	I4
CABLES	73	F4
CANISTER 84-85	182	J11
CANISTER 86	184	J12
CLUTCH MASTER CYLINDER	78	F7
CYLINDER	76	F6
FENDER, FR.	86	F11
FENDER, RR 84	155	I9
FENDER, RR 85-86	157	I10
FINAL DRIVEN GEAR	106	G9
FOOTPEGS	146	I5
FRAME	176	J8
FUEL PUMP	130	H9
FUEL PUMP 84	127	H7
FUEL TANK 84	111	G11
FUEL TANK 85-86	114	H1
GEARSHIFT PEDAL	144	I4
HANDLEBAR	80	F8
HEADLIGHT	66	F1
HORN	84	F10
IGNITION COIL	168	J4
INSTRUMENTS 84	68	F2
INSTRUMENTS 85-86	70	F3
MAIN STAND	148	I6
MUFFLER 84	139	I1
MUFFLER 85-86	142	I3
RADIATOR 84	170	J5
RADIATOR 85-86	173	J6
RECTIFIER 84	121	H4
SEAT 84	117	H2
SEAT 85-86	119	H3
SHOCK ABSORBER, FR.	87	F11
SHOCK ABSORBER, RR.	153	I8
SIDE COVER 84	121	H4
SIDE COVER 85-86	124	H6
SIDE STAND	148	I6
SPARK UNIT 84	155	I9
STEERING STEM	84	F10
SWINGARM	150	I7
SWITCHES	73	F4
TAILLIGHT 84	164	J2
TAILLIGHT 85-86	166	J3
TOOLS	180	J10
TOP BRIDGE	80	F8
TURN SIGNAL	160	I12
WHEEL, FR 84	98	G5
WHEEL, FR 85-86	100	G6
WHEEL, RR	104	G8
WIRE HARNESS	168	J4

VF700C'84 ENGINE NO.; RC21E-2000021 TO 2016382
VF700C'84 FRAME NO.; RC210-EM000002 TO EM014552
VF700C'84 ENGINE NO.; RC21E-2000019 TO 2016862
VF700C'84 FRAME NO.; RC211-EM000003 TO EM002300

VF700C'85 ENGINE NO.; RC21E-2100016 TO 2110238
VF700C'85 FRAME NO.; RC210-FM100006 TO FM108900
VF700C'85 ENGINE NO.; RC21E-2100022 TO 2108674
VF700C'85 FRAME NO.; RC211-FM100007 TO FM101325

VF700C'86 ENGINE NO.; RC21E-2200005 TO 2209873
VF700C'86 FRAME NO.; RC210-GM200003 TO GM208928
VF700C'86 ENGINE NO.; RC21E-2200011 TO 2210193
VF700C'86 FRAME NO.; RC211-GM200001 TO GM201250

CANISTER - 86



"CAUTION OR WARNING LABELS MUST BE ORDERED SEPARATELY WHEN APPLICABLE"

F14MB1E3301

4 = VF700C'84
5 = VF700C'85
6 = VF700C'86

VF700C

AREA
CODE

Ref. No.	BLOCK NO. F-33-1	DESCRIPTION	VF700C			AREA CODE	FRAME SERIAL NUMBER	QTY REQ	PART NUMBER	HONDA CODE
			4	5	6					
15		LABEL, JACK UPPER WARNING	---	---	6	AC	-----	1	87200-MB1-870	1777168
16		BOLT, SOCKET, 6X16	---	---	6	AC	-----	2	90001-MA2-770	1115856
17		CLIP B12.5, TUBE	---	---	6	AC	-----	3	90651-MK3-780	2248326
18		CLIP, TUBE, (B14)	---	---	6	AC	-----	6	90654-MK3-780	2292597
19		WASHER, PLAIN, 6MM	---	---	6	AC	-----	2	94101-06700	0294231
20		CLIP, TUBE, B8	---	---	6	AC	-----	3	95002-02080	0250647
21		CLIP, TUBE, B6.5	---	---	6	AC	-----	2	95002-02650	0315705
22		CLAMP, TUBE, D8	---	---	6	AC	-----	1	95002-40800-08	0660811
23		TUBE, 4.5X520 (BULK HOSE: 95005-45008-10M)	---	---	6	AC	-----	1	95005-45520-20	2332351
		TUBE, 4.5X520 (BULK HOSE: 95005-45008-10M)	---	---	6	AC	-----	1	95005-45520-21	2257657
24		TUBE, 8X180	---	---	6	AC	-----	1	95005-80180-24	2248375
25		TUBE, 8X265	---	---	6	AC	-----	1	95005-80265-24	2248383
26		TUBE, 8X490	---	---	6	AC	-----	1	95005-80490-24	2401214

CONTENTS

TITLE	PAGE	GRID
AIR CLEANER 84	132	H10
AIR CLEANER 85-86	136	H12
BATTERY	130	H9
BATTERY 84	127	H7
BRAKE CALIPER, FR. 84	94	G3
BRAKE CALIPER, FR. 85-86	96	G4
BRAKE MASTER, FR.	76	F6
BRAKE PANEL, RR.	102	G7
BRAKE PEDAL	144	I4
CABLES	73	F4
CANISTER 84-85	182	J11
CANISTER 86	184	J12
CLUTCH MASTER CYLINDER	78	F7
CYLINDER	76	F6
FENDER, FR.	86	F11
FENDER, RR. 84	155	I9
FENDER, RR. 85-86	157	I10
FINAL DRIVEN GEAR	106	G9
FOOTPEGS	146	I5
FRAME	176	J8
FUEL PUMP	130	H9
FUEL PUMP 84	127	H7
FUEL TANK 84	111	G11
FUEL TANK 85-86	114	H1
GEARSHIFT PEDAL	144	I4
HANDLEBAR	80	F8
HEADLIGHT	66	F1
HORN	84	F10
IGNITION COIL	168	J4
INSTRUMENTS 84	68	F2
INSTRUMENTS 85-86	70	F3
MAIN STAND	148	I6
MUFFLER 84	139	I1
MUFFLER 85-86	142	I3
RADIATOR 84	170	J5
RADIATOR 85-86	173	J6
RECTIFIER 84	121	H4
SEAT 84	117	H2
SEAT 85-86	119	H3
SHOCK ABSORBER, FR.	87	F11
SHOCK ABSORBER, RR.	153	I8
SIDE COVER 84	121	H4
SIDE COVER 85-86	124	H6
SIDE STAND	148	I6
SPARK UNIT 84	155	I9
STEERING STEM	84	F10
SWINGARM	150	I7
SWITCHES	73	F4
TAILLIGHT 84	164	J2
TAILLIGHT 85-86	166	J3
TOOLS	180	J10
TOP BRIDGE	80	F8
TURN SIGNAL	160	I12
WHEEL, FR. 84	98	G5
WHEEL, FR. 85-86	100	G6
WHEEL, RR.	104	G8
WIRE HARNESS	168	J4

Ref. No.	BLOCK NO. F-33-1	DESCRIPTION	VF700C			AREA CODE	FRAME SERIAL NUMBER	QTY REQ	PART NUMBER	HONDA CODE
			4	5	6					
1		VALVE ASSY., AIR VENT CONTROL	---	---	6	AC	-----	1	17300-MB4-851	2247161
2		JOINT, BREATHER THREE WAY	---	---	6	AC	-----	1	17373-399-760	0832410
3		CANISTER COMP. (HITACHI)	---	---	6	AC	-----	1	17410-MK3-781	2400034
4		TUBE, CHARGE	---	---	6	AC	-----	1	17411-MK3-680	2018109
5		TUBE, CANISTER BREATHER	---	---	6	AC	-----	1	17413-MK3-780	2247187
6		SPRING, CHARGE TUBE COVER	---	---	6	AC	-----	1	17414-MK3-780	2247195
7		SPRING A, PURGE TUBE COVER	---	---	6	AC	-----	1	17415-MK3-780	2247203
8		TUBE, AIR VENT CONTROL VALVE BREATHER	---	---	6	AC	-----	1	17418-MK3-780	2247211
9		TUBE, AIR VENT CONTROL VALVE VACUUM	---	---	6	AC	-----	1	17419-MK3-780	2247237
10		SPRING B, PURGE TUBE COVER	---	---	6	AC	-----	1	17420-MK3-780	2247252
11		SPRING C, PURGE TUBE COVER	---	---	6	AC	-----	1	17421-MK3-780	2247278
12		COVER, CANISTER	---	---	6	AC	-----	1	17422-MK3-780	2247286
13		SPRING, AIR VENT CONTROL VALVE TUBE COVER	---	---	6	AC	-----	1	17423-MK3-780	2247294
14		JOINT B, WASHER TUBE (MITSUBA)	---	---	6	AC	-----	1	38562-663-920	0604579

VF700C'84 ENGINE NO.; RC21E-2000021 TO 2016382
VF700C'84 FRAME NO.; RC210-EM000002 TO EM014552
VF700C'84 ENGINE NO.; RC21E-2000019 TO 2016862
VF700C'84 FRAME NO.; RC211-EM000003 TO EM002300

VF700C'85 ENGINE NO.; RC21E-2100016 TO 2110238
VF700C'85 FRAME NO.; RC210-FM100006 TO FM108900
VF700C'85 ENGINE NO.; RC21E-2100022 TO 2108674
VF700C'85 FRAME NO.; RC211-FM100007 TO FM101325

VF700C'86 ENGINE NO.; RC21E-2200005 TO 2209873
VF700C'86 FRAME NO.; RC210-GM200003 TO GM208928
VF700C'86 ENGINE NO.; RC21E-2200011 TO 2210193
VF700C'86 FRAME NO.; RC211-GM200001 TO GM201250

Part Number Index

Part Number	Grid	Page	Part Number	Grid	Page	Part Number	Grid	Page
(0)			12209-422-005	E7	62	12391-MB0-010	E7	62
061A1-MB0-770	E7	62	12210-MB0-771	C1	3	12391-MB6-680	C1	2
061A1-MB0-772	E7	62	12210-MB0-772	C1	3		E7	62
061A1-MK3-770	E7	62	12210-MB0-773	C1	3	12392-MJ0-000	C1	2
061B1-MB1-010	E7	63	12210-MB0-774	C1	3	12392-MK3-770	C1	2
06430-MJ1-006	G7	103	12210-MB0-775	C1	3		E7	62
06430-415-000	G7	103	12211-MB0-771	C1	3	130A1-MB0-771	D7	39
				C3	6	13011-MB0-014	D7	39
			12211-MB0-772	C1	3	13011-MN0-305	D7	39
				C3	6	13101-MB1-870	D7	39
(1)			12211-MB0-773	C1	3	13101-MK3-771	D7	39
				C3	6	13111-GK8-000	C12	24
11000-MB1-870	D5	34	12212-MB0-771	C1	3	13111-GS7-000	C12	24
11000-MB1-871	D5	34		C3	6	13111-MB0-000	D7	39
11000-MB1-872	D5	34	12212-MB0-772	C1	3	13111-MT3-000	D7	39
11000-MB1-873	D5	34		C3	6	13111-122-000	C12	24
11000-MK3-000	D5	34	12212-MB0-773	C1	3	13201-MB1-870	D7	39
11105-MB0-000	D5	34		C3	6	13202-MB1-870	D7	39
11140-MB0-000	D5	34	12220-MB0-770	C3	6	13203-MB1-870	D7	39
11207-MB0-000	D5	34	12220-MB0-772	C3	6	13204-MB1-870	D7	39
11210-MB0-000	D3	31	12220-MB0-773	C3	6	13204-689-004	D8	41
11210-MB0-010	D3	31	12220-MB0-774	C3	6	13205-MB1-870	D7	39
11210-MK3-000	D3	31	12225-MK3-770	C6	12	13205-634-010	D7	39
11215-MB0-010	D3	31	12230-MB0-000	C1	3	13206-MB1-870	D7	39
	E7	63		C3	6	13207-MB1-870	D7	39
11330-MB0-770	C9	19	12230-MB0-010	C1	3	13208-MB1-870	D7	39
11330-MK3-000	C9	19		C3	6	13209-MB1-870	D8	41
11340-MK3-000	D2	28		C4	9	13210-MB1-870	D8	41
11340-MK3-005	D2	28		C6	12	13213-422-004	D8	41
11341-MB0-770	D2	28	12240-MB0-770	C2	4	13224-MB0-003	D8	41
11342-MB0-000	E1	50	12240-MB0-870	C2	4	13224-MB0-305	D8	41
11342-MK3-000	E1	50		C4	9	13224-MB0-891	D8	41
11343-MB0-000	D2	28	12240-MB0-871	C2	4	13224-MB0-892	D8	41
11344-MB0-000	D2	28		C4	9	13225-MB0-003	D8	41
11345-MB0-000	E1	50	12240-MN0-000	C2	4	13225-MB0-891	D8	41
11370-MK3-000	D2	28		C4	9	13225-MB0-892	D8	41
11394-MB0-000	C9	19	12251-MB0-003	C2	4	13226-MB0-003	D8	41
	E7	63		C3	6	13226-MB0-891	D8	41
11631-MB0-000	D1	26		C4	9	13226-MB0-892	D8	41
11631-MB0-505	D1	26	12311-MB0-000	C1	2	13227-MB0-003	D8	41
11636-MB0-000	D1	26	12311-MK3-770	C1	2	13227-MB0-891	D8	41
	E7	63	12321-MB0-000	C1	2	13228-MB0-003	D8	41
11641-MB0-000	D1	26	12321-MK3-770	C1	2	13228-MB0-891	D8	41
11642-MB0-000	D1	26	12341-MB0-000	C1	2	13228-MB0-892	D8	41
	E7	63	12341-MB0-010	C1	2	13300-MB1-870	D8	41
12010-MK3-770	C4	9	12341-MK3-770	C1	2	13300-MB1-871	D8	41
12010-MK3-780	C4	9	12361-035-000	G9	106	13314-MB0-003	D8	41
12020-MK3-770	C6	12	12361-300-000	G9	106	13314-MB0-013	D8	41
12020-MK3-780	C6	12	12391-MB0-000	C1	2	13315-MB0-003	D8	41
12204-MB0-405	C1	3		E7	62	13315-MB0-013	D8	41
	C3	6	12391-MB0-010	C1	2	13316-MB0-003	D8	41
	C4	9		E7	62	13316-MB0-013	D8	41
	C6	12		C1	2	13317-MB0-003	D9	43
12209-422-005	C7	14						

Part Number Index

Part Number	Grid	Page	Part Number	Grid	Page	Part Number	Grid	Page
13317-MB0-013	D9	43	14540-MB0-870	C8	17	16015-MB0-671	E4	57
13318-MB0-003	D9	43	14541-MB0-000	C8	17	16015-MB0-871	E4	57
13318-MB0-013	D9	43	14550-MB0-870	C8	17	16016-MF5-671	E4	57
13324-MB0-890	D9	43	14550-MB0-871	C8	17	16017-MB0-671	E2	52
13325-MB0-890	D9	43	14560-MB0-870	C8	17	16017-MB0-672	E2	52
13326-MB0-890	D9	43	14560-MB0-871	C8	17	16018-MB0-671	E2	52
13327-MB0-890	D9	43	14560-MB0-872	C8	17	16018-MK3-771	E2	52
13327-MB0-891	D9	43	14560-MB0-873	C8	17	16019-MB0-671	E2	52
13328-MB0-890	D9	43	14560-MB6-000	C8	17	16022-MB1-771	E2	52
14111-MB0-771	C7	14	14611-MB0-000	C7	15	16025-MB0-671	E2	52
14111-MB0-773	C7	14	14611-MB1-870	C7	15	16025-MK3-771	E2	52
14111-MB0-774	C7	14	14631-KE8-000	C7	15	16026-MB0-671	E2	52
14111-MB0-775	C7	14	14631-MB6-680	C7	15	16027-MB2-004	E2	52
14111-MB0-874	C7	14	14641-MF2-711	C7	15	16027-MK3-781	E2	52
14111-MK3-770	C7	14	14644-MF2-710	C7	15	16028-KR3-671	E2	52
14121-MB0-771	C7	14	14711-MB2-000	C7	15	16028-MB0-671	E2	52
14121-MB0-773	C7	14	14721-MB2-000	C7	15	16028-MK3-781	E2	52
14121-MB0-774	C7	14	14751-MB1-871	C7	15	16029-MB0-671	E4	57
14121-MB0-775	C7	14	14761-MB1-871	C7	15	16031-MB0-671	E2	53
14121-MB0-874	C7	14	14771-MB4-000	C7	15	16032-MB0-671	E2	53
14121-MK3-770	C7	14	14771-MB6-000	C7	15	16034-MK3-781	E2	53
14131-MB0-771	C7	14	14775-422-000	C7	15	16035-MB0-671	E2	53
14131-MB0-773	C7	14	14776-MB0-770	C7	15	16037-MB0-671	E4	57
14131-MB0-774	C7	14	14781-MB4-000	C7	15	16042-MB1-771	E2	53
14131-MB0-775	C7	15	15100-MB0-000	D3	31	16046-MA6-003	E4	57
14131-MB0-874	C7	15	15100-MB0-010	D3	31	16046-MG9-681	E4	57
14131-MK3-770	C7	15	15131-MB0-000	C10	21	16047-MB0-671	E2	53
14141-MB0-771	C7	15	15134-MB0-010	D3	31	16047-MB0-771	E2	53
14141-MB0-773	C7	15	15136-MB0-003	D3	31	16048-MK3-771	E4	57
14141-MB0-774	C7	15	15151-MB0-000	D3	31	16050-MB0-671	E4	57
14141-MB0-775	C7	15	15153-MB0-000	D3	31	16051-MB0-671	E5	58
14141-MB0-874	C7	15	15154-425-000	D3	31	16052-MB0-671	E5	58
14141-MK3-770	C7	15		E7	63	16053-MB0-671	E5	58
14321-MB0-000	C8	16	15220-MB0-010	D3	31	16080-MB0-671	E2	53
14401-MB0-003	C8	16	15410-MB0-003	D3	31	16090-MK3-004	E2	53
14510-MB0-870	C8	16	15410-MB3-003	D3	31	16094-MB0-671	E2	53
14510-MB0-871	C8	16	15410-MJ0-003	D3	31	16100-MB1-871	E2	53
14510-MB0-872	C8	16	15410-MJ0-004	D3	31	16100-MB1-881	E2	53
14510-MB0-873	C8	16	15511-MB0-000	D4	32	16100-MK3-004	E2	53
14510-MB0-874	C8	16	15611-MB0-000	C9	19	16100-MK3-014	E2	53
14510-MK3-000	C8	16	15650-MB0-770	C9	19	16100-MK3-681	E2	53
14510-MN0-000	C8	16	15772-500-010	J11	182	16100-MK3-682	E2	53
14514-MB0-000	C8	16	15772-500-013	J11	182	16100-MK3-772	E2	53
14515-MB0-000	C8	16	15772-551-000	H10	132	16100-MK3-782	E2	53
14515-MB0-010	C8	17		H12	136	16101-MB1-871	E2	53
14520-MB0-000	C8	17	15772-551-680	H10	132	16101-MB1-881	E2	53
14521-MB0-000	C8	17		H12	136	16101-MK3-004	E2	53
14521-MB0-010	C8	17	16010-MB4-621	E4	57	16101-MK3-681	E2	53
14522-MB0-003	C8	17	16010-MB4-622	E4	57	16101-MK3-771	E2	53
14525-MB0-010	C8	17	16010-MB6-305	E4	57	16101-MK3-781	E2	53
14525-MB0-020	C8	17	16010-MB6-681	E4	57	16102-MB1-871	E2	53
14526-MB0-000	C8	17	16011-MB1-671	E4	57	16102-MB1-881	E2	53
14530-MB0-000	C8	17	16011-ML8-741	E4	57	16102-MK3-004	E2	53
14533-MB0-000	C8	17	16013-MB0-671	E4	57	16102-MK3-681		

Part Number Index

Part Number	Grid	Page	Part Number	Grid	Page	Part Number	Grid	Page
16102-MK3-771	E2	53	16214-MB0-000	C4	9	17221-MB1-000	H10	132
16102-MK3-781	E2	53		C6	12		H12	136
16103-MB1-871	E2	53	16219-MB0-770	C2	4	17222-MN4-405	H10	132
16103-MB1-881	E3	54		C3	7		H10	133
16103-MK3-004	E3	54		C4	9		H12	136
16103-MK3-681	E3	54		C6	12		H12	137
16103-MK3-77*	E3	54	16700-MB1-025	H7	127	17230-MB1-700	H10	132
16103-MK3-781	E3	54	16710-MK3-005	H9	130	17230-MK3-000	H12	136
16104-MB1-871	E3	54	16711-MK3-000	H9	130	17231-MB1-000	H10	132
16104-MB1-881	E3	54	16711-605-300	H7	127		H12	136
16104-MK3-004	E3	54	16712-MB1-000	H7	127	17231-MB2-000	H10	132
16104-MK3-681	E3	54	16712-MK3-000	H9	130		H12	136
16104-MK3-771	E3	54	16713-MK3-000	H9	130	17232-MB1-000	H10	133
16104-MK3-781	E3	54	16714-MK3-000	H9	130		H12	137
16107-MB0-671	E5	58	16715-MB1-000	H1	114	17241-MB0-700	H10	133
16108-ME5-671	E5	58		H7	127	17241-MK3-000	H12	137
16111-MB1-771	E5	58	16900-371-004	H7	127	17245-MB1-000	H10	133
16111-MK3-004	E5	58		H9	130	17245-MK3-300	H12	137
16111-MK3-731	E5	58	16950-MB1-005	H7	127	17245-107-010	G11	111
16111-MK3-771	E5	58	16950-MK3-015	H1	114	17247-MB1-000	H10	133
16131-MB1-871	E5	58	16950-MK3-771	H1	114		H12	137
16131-MB1-881	E5	58	16951-MK3-000	H9	130	17251-MB1-701	H10	133
16131-MB4-771	E5	58	16951-MK3-771	H9	130		H12	137
16131-MB4-881	E5	58	16953-MK3-000	H9	130	17252-MB1-700	H10	133
16131-MK3-771	E5	58	16955-MB0-701	H10	132		H12	137
16141-MB0-672	E3	54	16955-MB1-701	H7	127	17254-MB1-670	H10	133
16143-MK3-781	E3	54	16955-MK3-000	H1	114	17254-MK3-300	H12	137
16144-MK3-781	E3	55	16955-MK3-770	H1	114	17255-MB1-000	H10	133
16145-MK3-781	E3	55	16956-MK3-000	H9	130	17255-MK3-000	H12	137
16151-MB4-771	E5	59	16957-MK3-000	H9	130	17256-MB1-000	H10	133
16151-MK3-004	E5	59	16958-MK3-000	H9	130	17256-MB1-880	H10	133
16163-MB3-671	E4	56	16958-397-771	H1	114	17256-MK3-000	H12	137
	E4	57	16959-MB1-000	H7	127	17256-MK3-680	H12	137
16165-MB1-771	E5	59	16959-MK3-000	H1	114	17257-MK3-000	H12	137
16165-MK3-004	E5	59	16960-MB1-000	H7	127	17258-MK3-000	H12	137
16167-MB0-671	E5	59	16960-MK3-000	H9	130	17258-MK3-780	H12	137
16178-MB0-671	E3	54	16965-MK3-000	H12	136	17260-MB1-000	H10	133
16180-MB2-881	E3	54	16969-MB1-000	H7	127	17260-MK3-000	H12	137
16188-MB0-611	E3	55	17202-415-000	H10	132	17300-MB4-851	J12	184
16188-MB1-611	E3	54	17210-MB1-000	H10	132	17349-MB1-000	H10	133
16188-MB1-881	E3	55		H12	136	17349-MK3-000	H10	133
16188-MK3-781	E3	55	17212-GJ5-000	H10	132		H12	137
16196-MK3-781	E4	56		H12	136	17359-MA2-000	H10	133
16198-MK3-781	E4	56	17212-GR1-000	H10	132		H12	137
16199-MB1-881	E3	55		H12	136	17370-419-700	H10	133
16199-MB2-881	E3	55	17212-KJ9-000	H10	132	17373-399-760	J12	184
16199-MB4-621	E3	55		H12	136	17410-MB1-881	J11	182
16199-MK3-681	E2	53	17215-MB1-300	H10	132	17410-MK3-680	J11	182
	E3	55		H12	136	17410-MK3-781	J12	184
16199-MK3-781	E3	55	17215-MK3-300	H12	136	17411-MB1-880	J11	182
16211-MB0-000	C2	4	17219-HB3-000	H10	132	17411-MK3-680	J11	182
	C3	7		H12	136		J12	184
	C4	9	17220-MB1-700	H10	132	17412-MB1-880	J11	182
	C6	12		H12	136	17412-MK3-680	J11	182

Part Number Index

Part Number	Grid	Page	Part Number	Grid	Page	Part Number	Grid	Page
17413-MK3-680	J11	182	17554-MB0-000	D5	34	18391-313-000	I1	139
17413-MK3-780	J12	184		H10	133	18391-317-000	I1	139
17414-MK3-680	J11	182	17555-MB1-000	H10	133	18391-317-010	I1	139
17414-MK3-780	J12	184	17555-MK3-000	H12	137	18392-MK3-000	I3	142
17415-MK3-680	J11	182	17559-MB1-010	J8	176	18420-MB0-003	I1	139
17415-MK3-780	J12	184	17611-MB1-000	G12	112		I3	142
17416-MK3-680	J11	182	17611-MK3-000	H1	115	18420-MB0-890	I2	140
17418-MK3-780	J12	184	17612-MB1-000	G12	112		I3	143
17419-MK3-780	J12	184	17612-MK3-000	H1	115	18421-MB0-000	I2	140
17420-MK3-780	J12	184	17613-MK3-000	H1	115	18421-MK3-000	I3	143
17421-MK3-780	J12	184	17620-MB1-023	G12	112	18422-MB0-000	I2	140
17422-MK3-780	J12	184		H1	115	18422-MK3-000	I3	143
17423-MK3-780	J12	184	17620-MB1-033	G12	112	18425-MK3-003	I3	143
17440-MB4-880	E3	55		H1	115	18425-MK3-013	I3	143
17440-MJ4-770	E3	55	17620-ME5-761	G12	112	18425-MK3-013	I3	143
17451-ME5-760	E3	55		H1	115	18430-MB1-672	I2	140
175A1-MB1-870ZA	G11	111	17724-102-700	H12	137	18430-MB1-870	I2	140
175A1-MB1-870ZB	G11	111	17910-MB1-870	F4	73	18430-MK3-003	I3	143
175A1-MB1-871ZA	G11	111	17910-MK3-000	F4	73	18430-MK3-771	I3	143
175A1-MB1-871ZB	G11	111	17920-MB1-870	F4	73	18600-MK3-781	E6	60
175A1-MB1-880ZA	G11	111	17920-MK3-000	F4	73	18601-MG9-005	E6	60
175A1-MB1-880ZB	G11	111	17950-MB1-870	F4	73	18601-MJ1-790	E6	60
17505-MB1-000	G11	111	17950-MK3-000	F4	73	18610-MK3-781	E6	60
17506-MB1-000	G11	111	17962-KE8-700	F4	73	18613-MK3-780	E6	60
17511-MB1-000	G11	111	17962-KE8-701	F4	73	18614-MK3-780	E6	60
17512-MB1-700	H7	127	17962-MG9-000	F4	73	18615-MK3-780	E6	60
17519-MB1-000	G11	111	17965-MB0-300	F7	78	18616-MK3-780	E6	60
17520-MK3-000ZA	H1	114	18231-MB0-000	I1	139	18617-MK3-780	E6	60
17520-MK3-000ZB	H1	114		I3	142	18618-MK3-780	E6	60
17520-MK3-000ZC	H1	115	18291-216-000	E7	62	18619-MK3-780	E6	60
17520-MK3-010ZA	H1	115		I1	139	18620-MK3-781	E6	60
17520-MK3-010ZB	H1	114		I3	142	18625-MK3-782	E6	60
17520-MK3-010ZC	H1	115	18300-MB1-771	I1	139	18626-MK3-780	E6	60
17520-MK3-680ZA	H1	115	18300-MB1-920	I1	139	18627-MK3-781	E6	60
17520-MK3-680ZB	H1	114	18300-MK3-003	I3	142	18628-MK3-780	E6	60
17520-MK3-680ZC	H1	115	18316-MB0-003	I1	139	18629-MK3-780	E6	61
17520-MK3-681ZA	H1	115	18316-MK3-003	I3	142	18630-MK3-781	E6	61
17520-MK3-681ZB	H1	114	18330-MB1-672	I1	139	18640-MK3-781	E6	61
17520-MK3-681ZC	H1	115	18330-MB1-870	I1	139	18644-MK3-780	E6	61
17531-MB4-680	H1	115	18330-MK3-003	I3	142	18645-MK3-780	E6	61
17531-MB4-770	G11	111	18330-MK3-771	I3	142	18646-MK3-780	E6	61
17532-MB4-680	H1	115	18370-MB0-003	I1	139	18647-MK3-780	E6	61
17532-MB4-770	G12	112		I3	142	18650-MK3-781	E6	61
17532-404-000	J5	170	18373-MB0-003	I1	139	18650-MK3-783	E6	61
	J6	173		I3	142	18652-MK3-780	E6	61
17540-MB1-000	G12	112	18374-MB0-003	I1	139	18653-MK3-780	E6	61
17545-MB1-000	G12	112		I3	142	18654-MK3-780	E6	61
17548-MB1-000	G12	112	18375-MK3-003	I3	142	18660-MK3-781	E6	61
17550-MB1-000	G12	112	18375-MK3-013	I3	142	19010-MB1-871	J5	170
17551-MB1-000	H10	133	18376-MB0-003	I1	139	19010-MB1-872	J5	170
17551-MK3-000	H12	137	18376-MK3-000	I3	142	19010-MK3-003	J6	173
17552-MB1-000	G12	112	18377-MB0-003	I1	139	19015-MB1-013	J5	170
17553-MB1-000	H10	133	18377-MK3-000	I3	142	19015-MB1-872	J5	170
17553-MK3-000	H12	137	18391-MB0-891	I3	142	19015-MK3-003	J6	173
						19020-MB0-013	J5	170

Part Number Index

Part Number	Grid	Page	Part Number	Grid	Page	Part Number	Grid	Page
19020-MB0-702	J5	170	19119-MK3-000	J7	175	22100-MB0-770	C10	21
19020-MK3-003	J6	173	19125-MB1-870	J8	176	22100-MB0-771	C10	21
19030-MB0-013	J5	170	19200-MB0-770	D2	28	22100-MB0-772	C10	21
19030-MB0-701	J5	170	19200-MB0-771	D2	28	22100-MB0-871	C10	21
19030-MB0-950	J5	170	19200-MB4-010	D2	28	22100-MK3-730	C10	21
19030-MK3-004	J6	173	19220-MB0-770	D2	28	22100-MK3-770	C10	21
19030-MK3-014	J6	173	19220-MB4-000	D2	28	22100-MN2-000	C10	21
19030-MK3-024	J6	173	19226-MB0-000	D2	28	22116-MB0-000	C10	21
19032-MB1-000	J5	170		E7	63	22120-MB1-770	C10	21
19032-MK3-000	J6	173	19300-MB0-003	D12	48	22120-MK3-000	C10	21
19033-MK3-300	J6	173	19311-MB1-000	D12	48	22120-MN0-000	C10	21
19034-MK3-000	J6	173	19315-MB0-770	D12	48	22201-MB0-003	C10	21
19035-MK3-000	J6	173	19502-MB4-000	D12	48	22201-MM5-000	C10	21
19036-MK3-000	J6	173	19503-MB1-870	J5	171	22321-MG8-000	C10	21
19041-MK3-300	J6	173		J7	175	22321-283-000	C10	21
19042-MK3-300	J6	173		J8	176	22350-MB0-003	C11	22
19043-MK3-300	J6	173	19504-MB0-000	D12	48	22350-MK3-770	C11	22
19044-MK3-300	J6	173	19506-KA4-000	D12	48	22366-MB0-000	C11	22
19045-MB0-013	J5	170	19507-MB0-000	D12	48	22401-MB0-000	C11	22
19045-MB0-702	J5	170	19508-MB0-000	D12	48	22850-MB0-000	C11	22
	J7	174	19509-MB0-000	D12	48	22860-MB0-770	D2	28
19051-KA4-000	J5	170	19511-MB1-000	D12	48	22862-MB0-770	D2	28
	J7	174	19511-MB4-680	D12	48		E7	63
19060-MK3-003	J7	174	19512-MB0-000	D12	48	22863-MB0-003	D2	28
19063-MK3-300	J7	174	19512-MB3-003	D12	48	22864-MB0-003	D2	28
19100-MB1-305	J5	170	19516-MJ8-000	D12	49	22865-MB0-003	D2	29
19101-MB1-000	J5	170	19117-MB6-000	D12	48	22866-MF2-711	D2	29
19101-MK3-000	J7	174	19520-MB0-000	D12	48		D12	49
19102-MK3-000	J7	174	19524-MB0-000	D12	48	22880-ME9-772	F7	78
19103-463-000	J5	171	19526-MB1-000	D12	49	22884-MB0-006	F7	78
19104-MB0-700	J5	171	19530-MB0-000	D12	49	22885-MB0-006	F7	78
	J7	174	19534-MB2-000	D12	49	22886-MB0-305	F7	78
19105-MB1-000	H4	121	19536-MB0-000	D12	49	22900-MB1-701	F7	78
19106-MJ8-000	J7	174				22900-MB1-702	F7	78
19107-MB1-000	J5	171				22900-MK3-000	F7	78
	J7	174	(2)			23103-MB0-770	C11	22
19108-MB0-000	J5	171				23103-MB0-771	C11	22
19108-MB1-000	J5	171	21100-MB0-870	E1	50	23103-MB0-871	C11	22
19108-MK3-000	J7	174	21100-MK3-000	E1	50	23200-MB0-870	E1	51
19109-MB1-000	J5	171	21200-MB0-000	E1	50	23211-MB0-000	D10	44
19109-MK3-000	J7	174	21291-MB0-770	E1	50	23212-MB0-000	D10	44
19110-MB1-770	J5	171		E7	63	23212-MB0-010	D10	44
19110-MK3-000	J7	174	21301-MB0-000	E1	50	23421-MB0-000	D10	44
19111-MB1-770	J5	171	21321-MB0-770	E1	50	23422-MB0-000	D10	44
19111-MK3-000	J7	174	21322-MB0-770	E1	50	23422-MB0-010	D10	44
19112-MJ8-300	J7	174	21323-MB0-770	E1	50	23431-MB0-010	D10	44
19113-MB0-000	J7	174	21324-MB0-770	E1	50	23431-MK3-000	D10	44
19113-MB1-870	J5	171	21325-MB0-770	E1	50	23431-MN0-000	D10	44
19114-MB0-000	J7	174	21371-MB0-000	E1	50	23441-MB0-000	D10	44
19115-MB0-000	J5	171	21381-MB0-770	E1	50	23442-MB0-000	D10	44
19115-MK3-000	J7	175	21382-MB0-770	E1	50	23461-MB0-000	D10	44
19118-MB1-000	J5	171	21383-MB0-770	E1	51	23462-MB0-000	D10	44
19118-MK3-000	J7	175	21384-MB0-770	E1	51	23471-MB0-000	D10	45
19119-MB1-000	J5	171	21385-MB0-770	E1	51	23481-MB0-000	D10	45

Part Number Index

Part Number	Grid	Page	Part Number	Grid	Page	Part Number	Grid	Page
23491-MB0-000	D10	45	28125-516-030	C12	24	31500-MB1-671	H9	130
23491-MK3-000	D10	45	28126-415-000	C12	24	31500-MB1-672	H7	127
23495-MB0-000	D10	45					H9	130
23501-MB0-010	D10	45				31600-MB1-871	H4	121
23501-MN0-000	D10	45	(3)			31600-MK3-000	H9	131
23511-MB0-000	D10	45				31700-124-003	J4	169
23511-MK3-000	D10	45	30300-MB0-154	C12	24	31700-124-008	J4	169
23512-MB0-000	D10	45	30300-MB0-164	C12	24	32100-MB1-870	J4	169
23521-MB0-010	D10	45	30300-MB0-174	C12	24	32100-MK3-000	J4	169
24211-MB0-870	D11	46	30300-MJ4-405	C12	24	32106-MB4-000	F10	84
24211-MB4-830	D11	46	30300-MK3-000	C12	24	32111-MK3-000	J7	175
24212-MB4-000	D11	46	30301-MB0-000	C9	19	32126-463-770	J4	169
24213-MB4-000	D11	46	30301-MB4-010	C12	25	32161-MA0-000	J4	169
24213-MB4-830	D11	46	30310-MB0-154	C12	25	32161-404-000	F4	73
24261-MB0-010	D11	46	30320-MB0-154	C12	25	32170-443-850	H10	133
24261-MK3-770	D11	46	30400-MB1-871	I9	155	32213-MB4-770	J4	169
24300-MB0-870	D11	46	30400-MK3-004	H9	130	32306-MK3-000	J8	176
24300-MB1-870	D11	46	30410-MB1-871	I9	155	32307-MK3-000	J8	176
24302-MB1-870	D11	46	30501-428-003	J4	168	32401-MB1-870	H4	121
24305-MB0-003	D11	46	30502-428-003	J4	168	32401-MK3-000	H6	124
24305-MB6-000	D11	46	30503-428-003	J4	168	32402-MB0-000	H4	121
24320-MB0-000	D11	46	30506-MA6-003	J4	168	32402-MK3-000	H6	124
24321-MB0-000	D11	46	30506-MB1-000	J4	168	32404-MK3-000	H6	124
24420-MB0-000	D11	46	30507-MB1-700	J4	168	32411-MB0-000	H4	121
24430-MB0-000	D11	46	30507-MK3-000	J4	168		H6	124
24432-413-000	D11	47	30510-MA6-003	J4	168		H9	131
24434-MB0-000	D11	47	30510-MA6-013	J4	168	32411-230-000	H4	121
24435-MB0-000	D11	47	30731-MB1-153	J4	168		H6	124
24436-MB1-000	D11	47	30732-MB1-153	J4	168	32411-253-000	H4	121
24610-MB0-000	D11	47	30733-MB1-153	J4	168		H6	124
24641-MB0-010	D11	47	30734-MB1-153	J4	168	32411-426-830	H4	121
24651-MB1-000	D11	47	30751-MK3-000	J4	168	32412-MB0-000	H9	131
24652-259-000	D11	47	30752-MK3-000	J4	168	32412-ME2-000	H4	121
24700-MB1-700	I4	144	30753-MK3-000	J4	169	32412-MJ0-920	H9	131
24700-MK3-000	I4	144	30754-MK3-000	J4	169	32414-MK3-000	H6	124
24700-MK3-770	I4	144	31MK3600	C1	2	32415-425-000	H6	124
24705-MB0-000	I4	144	31100-MB1-871	D1	26	32601-MB1-000	H9	131
24705-MK3-000	I4	144	31100-MK3-004	D1	26	32601-MK3-000	H9	131
24705-MT6-000	I4	144	31110-MB1-870	D1	26	32601-MK3-770	H9	131
24706-MK3-770	I4	144	31110-MK3-004	D1	26	32612-MJ6-000	H9	131
24720-MB1-700	I4	144	31120-MB1-024	D1	26	32906-061-000	D5	34
24720-MK3-000	I4	144	31120-MK3-004	D1	26	33100-MB4-671	F1	66
24720-MK3-770	I4	144	31130-MB4-000	D1	26	33105-MB4-671	F1	66
24721-MB1-000	I4	144	31200-MB0-008	D3	30	33105-ME5-000	F1	66
24724-422-000	I4	144	31200-MB0-405	D3	30	33120-ME5-670	F1	66
24725-MB1-000	I4	144	31201-KG7-000	D3	30	33180-422-003	F1	66
24725-MK3-000	I4	144	31201-MA6-000	D3	30	33400-MB1-406	I12	160
24781-371-000	I4	144	31204-MA6-000	D3	30		I12	161
24781-419-000	I4	144	31205-MB0-000	D3	30	33400-MB1-670	I12	161
28101-MB0-000	C12	24	31206-KG7-000	D3	30	33400-MB1-671	I12	160
28110-MB0-000	C12	24	31206-MA6-000	D3	30		I12	161
28110-MB0-010	C12	24	31207-179-711	D3	30	33400-MB1-679	I12	160
28115-MB0-000	C12	24	31211-MB0-000	D2	29		I12	161
28120-MB1-870	C12	24	31500-MB1-671	H7	127	33400-ME5-670	I12	160

Part Number Index

Part Number	Grid	Page	Part Number	Grid	Page	Part Number	Grid	Page
33400-ME5-670	I12	161	33720-MK3-670	J3	166	35101-MB4-772	F8	81
33400-ME5-671	I12	160	33721-MB1-671	J2	164	35101-MK3-671	F8	81
	I12	161		J3	166	35121-KW3-771	F8	81
33401-MB1-003	I12	160	33722-MB1-003	J2	164	35121-MA6-811	F8	81
33402-MB1-003	I12	160		J3	166	35122-KW3-771	F8	81
33403-MB1-671	I12	160	33722-MB1-013	J2	164	35122-MA6-811	F8	81
33405-MB1-405	I12	160		J3	166	35130-MB1-870	F4	73
	I12	161	33725-MB1-003	J2	164	35130-MK3-670	F4	73
33405-MB1-671	I12	160	33725-MK3-670	J3	166	35130-MK3-671	F4	73
33407-MB1-003	I12	161	33727-MB1-003	J2	164	35152-KE8-702	F4	73
33408-MB1-003	I12	161		J3	166	35152-KE8-703	F4	73
33450-MB1-671	I12	161	33729-MB1-003	J2	164	35200-MB1-870	F4	73
33450-ME5-670	I12	160		J3	166	35200-MK3-670	F5	74
	I12	161	33740-MB0-003	J5	171	35200-MK3-671	F5	74
33450-ME5-671	I12	160	33741-MB0-003	J5	171	35204-KE8-702	F5	74
	I12	161	33741-MB3-671	J7	175	35330-MB0-003	F7	78
33455-MB1-671	I12	161	33742-MB1-671	J9	155	35340-MA5-671	F6	76
33490-MB1-700	I12	161		I10	157	35340-ML7-000	F6	76
33490-MK3-000	I12	161	33743-MB1-671	J9	155	35340-MM5-600	F6	76
33600-MB1-670	I12	161		I10	157	35350-MB0-000	I4	145
33600-MB1-671	I12	161	34616-568-671	J2	164	35350-ME9-405	I4	145
	J1	162		J3	166	35350-ME9-770	I4	145
33600-MB1-679	I12	161	34901-MC7-601	F1	66	35350-MK3-000	I4	145
	J1	162	34901-MC7-601AH	F1	66	35350-MK3-010	I4	145
33600-ME4-670	J1	162	34901-504-003	J1	163	35350-MK3-405	I4	145
33600-MG8-405	I12	161	34902-500-003	J2	164	35357-MB1-000	I4	145
	J1	162		J3	166	35357-MG2-000	I4	145
33600-MK3-405	I12	161	34905-268-671	J1	163	35500-MB9-004	D5	34
	J1	162	34906-SA5-671	J3	167	35500-MJ0-004	D5	34
33600-MK3-670	I12	161	34906-313-671	J1	163	35500-MJ4-004	D5	34
33605-MB1-003	I12	161	34906-425-771	J2	165	35500-MJ4-014	D5	34
33605-MG8-405	I12	161	34908-GA7-701	F2	68	35500-MJ4-024	D5	34
	J1	162		F3	70	35550-MB1-771	I9	155
33605-MK3-405	J1	162	34908-KM1-671	F3	70	35550-MB2-771	I10	157
33605-MK3-670	I12	161	34908-MB0-003	F2	68	35759-MB1-000	D1	26
33650-MB1-671	J1	162	34908-MK3-671	F3	70	35850-MB0-007	H4	121
33650-MF5-670	J1	162	34908-272-000	J2	165	35850-MK3-671	H6	124
33650-MF5-770	J1	162		J3	166	35851-MF5-751	H6	124
33655-MB1-003	J1	162	34909-505-003	J2	165	35852-MB0-007	H4	121
33655-MF5-770	J1	162		J3	166	35855-MG7-751	H6	124
33690-MB1-700	J1	162	34909-505-610	J2	165	35856-MB0-007	H4	121
33690-MK3-000	J1	163		J3	166	35856-MF5-751	H6	124
33701-MB1-671	J2	164	35010-MB1-870	F8	81	36100-MB1-701	H7	127
33701-MK3-671	J3	166	35010-MB1-871	F8	81	36101-MB1-000	H7	127
33702-MB1-671	J2	164	35010-MB1-880	F8	81		J3	167
33702-MB1-672	J2	164	35010-MK3-670	F8	81	37101-MB1-008	F2	68
33702-MK3-671	J3	166	35010-MK3-671	F8	81		F3	70
33703-MB1-671	J2	164	35010-MK3-680	F8	81	37102-MB1-008	F2	68
33703-MK3-671	J3	166	35100-MB0-911	F8	81		F3	70
33708-MB1-003	J2	164	35100-MB4-771	F8	81	37102-567-009	F2	68
33709-MB1-003	J2	164	35100-MB4-772	F8	81		F3	70
33709-MK3-671	J3	166	35100-MK3-671	F8	81	37105-MB1-871	F2	68
33718-MB1-003	J2	164	35101-MB0-910	F8	81	37105-MK3-671	F3	70
33720-MB1-671	J2	164	35101-MB4-771	F8	81	37120-MB1-008	F2	68

Part Number Index

Part Number	Grid	Page	Part Number	Grid	Page	Part Number	Grid	Page
37120-MK3-671	F3	70	38201-MK3-015	H6	125	41331-MB0-000	G9	107
37121-MJ4-000	F3	70	38202-MK3-005	H6	125	41332-415-000	G9	107
37200-MB1-871	F2	68	38202-MK3-015	H6	125	41333-415-000	G9	107
37200-MK3-671	F3	70	38215-MB1-000	I9	155	41410-ME5-000	G9	107
37202-MB1-008	F2	68	38215-MK3-671	H6	125	41433-MB0-010	G9	107
37202-MB4-671	F3	70	38215-MR1-670	H6	125	41436-MB0-310	G9	107
37203-MB1-000	F2	68	38235-SA5-004	H6	125	41437-MB0-310	G9	107
37203-MB1-870	F2	68	38301-MF8-771	H4	121	41438-MB0-310	G9	107
37204-MB1-008	F2	68		H6	125	41450-MB0-000	G9	107
	F3	70	38301-MF8-772	H4	121	41450-MG8-000	G9	107
37205-MK3-671	F3	70	38301-MF8-773	H5	122	41451-MB0-000	G9	107
37220-MB4-671	F2	68		H6	125	41451-MG8-000	G9	107
37220-MK3-671	F3	70	38301-MG9-681	H5	122	41452-MB0-000	G9	107
37237-SA5-003	F2	68		H6	125	41452-MG8-000	G9	107
	F3	70	38306-KJ6-740	H5	122	41453-MB0-000	G9	107
37237-SA5-004	F2	68		H6	125	41453-MG8-000	G9	107
	F3	70	38562-663-920	J11	182	41454-MB0-000	G9	107
37250-MB1-871	F2	68		J12	184	41454-MG8-000	G10	108
37250-MK3-671	F3	71				41455-MB0-000	G9	107
37252-MB1-008	F2	69	(4)			41455-MG8-000	G10	108
37252-MB4-671	F3	71				41456-MB0-000	G9	107
37254-MB1-008	F2	69				41456-MG8-000	G10	108
	F3	71	40200-MB1-003	I7	150	41460-371-000	D10	45
37255-MK3-671	F3	71	40200-MB1-013	I7	150	41510-MB0-003	G10	108
37305-KE5-008	F3	71	40200-MK3-003	I7	150	41511-ME5-000	G9	106
37450-MB1-008	F2	69	40211-MB0-000	I7	150	41530-MB0-000	G10	108
37450-MB1-018	F2	69	40212-MB0-000	I7	150	41531-MB0-000	G10	108
37450-MK3-671	F3	71	40213-MB0-010	I7	150	41532-MB0-000	G10	108
37600-MB1-871	F2	69	40214-MB0-010	I7	150	41533-MB0-000	G10	108
37600-MB1-872	F2	69	40214-MK3-000	I7	150	41534-MB0-000	G10	108
37600-MK3-671	F3	71	40215-MB0-003	I7	150	41535-MB0-000	G10	108
37600-MK3-770	F3	71	40216-MB0-000	I7	150	41536-MB0-000	G10	108
37610-MB1-871	F2	69	40217-MB0-010	I7	150	41537-MB0-000	G10	108
37610-MK3-671	F3	71	40218-MB0-000	I7	150	41538-MB0-000	G10	108
37616-MK3-671	F3	71	40219-MB0-000	I7	150	42301-MB0-700	G7	102
37616-MK3-770	F3	71	40221-MB0-000	I7	150	42301-MK3-000	G7	102
37618-MB1-008	F2	69	40250-MB1-010	I7	151	42313-MB0-700	G7	102
37618-MK3-671	F3	71	40250-MB1-020	I7	151	42313-MK3-000	G7	102
37640-MB1-701	H8	128	40250-MK3-000	I7	151	42610-MB0-020	G8	104
	J3	167	40250-MK3-010	I7	151	42620-MB0-000	G8	104
37750-PC1-004	D12	49	40515-413-000	I5	146	42620-MB4-000	G8	104
37760-MB2-901	J7	175	41300-MB1-870	G9	106	42625-MB0-000	G10	108
37760-MB4-770	J5	171	41300-MK3-670	G9	106	42625-MB4-000	G10	109
37810-MB1-008	G12	112	41301-MB1-870	G9	106	42650-MB1-870	G8	104
37810-MK3-007	H1	115	41301-MK3-000	G9	106	42650-MK3-305	G8	104
37811-MB1-008	G12	112	41303-463-300	G9	106	42704-MB0-000	G5	98
38102-MB1-870	F10	84	41305-MB4-770	G9	106		G6	100
38110-MB4-640	F10	84	41306-MB0-010	G9	106		G8	104
38110-MB4-670	F10	84	41306-ME5-305	G9	106	42705-MB0-000	G5	98
38120-MB4-640	F10	84	41310-MB0-305	G9	106		G6	100
38120-MB4-670	F10	84	41310-MK3-670	G9	106		G8	104
38200-MB1-005	I9	155	41311-MK3-305	G9	106	42706-MB0-000	G5	98
38200-MK3-015	H6	124	41321-ME5-770	G9	106		G6	100
38201-MK3-005	H6	125	41324-MB0-010	G9	107		G8	104

Part Number Index

Part Number	Grid	Page	Part Number	Grid	Page	Part Number	Grid	Page
42710-MB1-671	G8	104	44650-MK3-305	G6	100	45109-166-006	G3	95
42710-MB1-700	G8	104	44680-410-000	G5	98		G4	96
42710-MB1-772	G8	104		G6	100	45110-MB3-006	G4	97
42710-ME9-671	G8	104	44710-MB1-671	G5	98	45110-ME1-671	G3	95
42710-ME9-672	G8	104		G6	100	45111-MA3-006	G3	95
42710-MG8-673	G8	105	44710-MB1-672	G5	98		G4	97
42753-GC7-821	G6	100		G6	100	45112-445-631	G3	95
	G8	105	44710-MB4-672	G5	98		G4	97
42753-GC7-822	G6	100		G6	101	45113-ME1-670	G3	95
	G8	105	44710-MG1-673	G5	99	45114-MB7-610	G3	95
42753-GC7-823	G6	100		G6	101	45124-MB1-013	F6	76
	G8	105	44710-MG8-673	G5	99	45124-MK3-003	F6	76
42753-VM0-003	G5	100		G6	101	45125-MB1-003	F6	76
	G6	105	44800-MB0-013	G5	99	45125-MB1-013	F6	76
42753-425-003	G5	98		G6	101	45125-MK3-003	F6	76
	G8	105	44806-MB0-003	G5	99	45126-MB1-003	F6	76
42753-425-004	G5	98		G6	101	45126-MB1-013	F6	76
	G8	105	44809-402-000	G5	99	45127-MB1-000	F6	76
431A2-MJ1-006	G7	103		G6	101	45128-ME2-003	G5	99
	G8	104	44830-MB1-000	F2	69		G6	101
431A2-415-000	G7	103	44830-ME5-850	F3	71	45131-MA3-006	G3	95
43100-MB0-010	G7	102	44830-ME8-000	F3	71		G4	97
43100-MJ1-831	G7	102	44830-MF5-000	F3	71	45133-MA3-006	G3	95
43100-MJ1-832	G7	102	44830-MK3-000	F3	71		G4	97
43102-319-000	G7	102	44831-KM1-000	F2	69	45133-166-016	G3	95
43106-222-300	G7	102		F3	71		G4	97
43120-MJ1-006	G7	102	44831-MB1-300	F2	69	45133-329-000	G7	103
43120-415-000	G7	102		F3	71	45200-MB1-701	G3	95
43134-300-000	G7	102	44831-ME1-670	F2	69	45200-MB1-702	G3	95
43141-MB0-000	G7	102		F3	71	45200-MK3-007	G4	97
43145-ME5-000	G7	103	44832-MB1-000	G3	94	45200-MK3-008	G4	97
43145-415-000	G7	102	44832-ME2-000	G4	96	45201-MA3-006	G3	95
43151-346-000	G7	103	451A0-MJ1-670	G3	95		G4	97
43352-568-003	D2	29		G4	96	45209-166-006	G3	95
	D12	49		G4	97		G4	97
	G3	94	45100-MB1-701	G3	94	45210-MA5-006	G3	95
	G4	96	45100-MB1-702	G3	94	45210-MB4-006	G4	97
43353-461-771	D2	29	45100-MK3-007	G4	96	45215-MA3-006	G3	95
	D12	49	45100-MK3-008	G4	96		G4	97
	G3	94	45101-MA3-006	G3	94	45217-MA3-006	G3	95
	G4	96		G4	96	45217-MJ0-006	G4	97
43410-MB1-000	G7	103	45105-MB1-701	G3	94	45251-MB1-700	G5	99
43410-ME5-000	G7	103		G4	96	45251-MK3-000	G6	101
43431-415-010	I7	151	45105-MB1-702	G3	94	45251-MK3-010	G6	101
43434-286-000	I7	151		G4	96	45319-634-003	G12	113
43451-MB1-000	I4	145	45105-MJ1-672	G3	94		H1	115
43451-MK3-000	I4	145		G4	96	45351-MB1-700	G5	99
44301-461-770	G5	98	45105-MJ1-673	G3	94	45351-MK3-000	G6	101
	G6	100		G4	96	45351-MK3-010	G6	101
44311-461-770	G5	98	45107-MA3-006	G3	94	45469-399-000	H10	133
	G6	100		G4	96	45500-ME9-772	F6	76
44620-MB0-000	G5	98	45108-MA3-006	G3	94	45504-410-003	F6	76
	G6	100		G4	96		F7	78
44650-MB4-771	G5	98		G4	96	45512-MA6-006	F6	76

Part Number Index

Part Number	Grid	Page	Part Number	Grid	Page	Part Number	Grid	Page
45512-MA6-006	F7	78	50322-MB1-700	H8	128	50713-MB1-000	I5	147
45513-KE5-026	F6	76	50322-MK3-000	H9	131	50714-MB1-000	I5	147
	F7	78	50323-MK3-000	H9	131	50750-MB0-000	J8	177
45513-MA6-623	F6	76	50325-MK3-000	H6	125	51400-MB1-772	F11	87
	F7	78	50327-MB4-000	H9	131	51400-MK3-003	F11	87
45517-MB0-006	F6	77	50330-MB1-000	H8	128	51400-MK3-013	F11	87
	F7	79	50331-MB1-000	H8	128	51401-MB1-771	F11	87
45518-MB0-006	F7	79	50356-MB1-000	J8	177	51401-MK3-003	F11	87
45518-MB4-671	F6	77	50356-MK3-000	J8	177	51402-MA6-003	F11	87
	F7	79	50358-MB0-000	J8	177	51402-MB1-003	F11	87
45520-MA5-672	F6	77	50358-MK3-000	J8	177	51402-MK3-003	F11	87
	F7	79	50361-MB0-000	J8	177	51403-MA0-771	F11	87
45522-422-000	F6	77	50362-MB0-000	J8	177	51403-MA6-003	F11	87
	F7	79	50363-MB0-000	J8	177	51403-MB2-003	F11	87
45530-MA5-671	F6	77	50428-MB1-000	J8	177	51403-ME5-003	F11	87
45540-MA6-621	F6	77	50428-MK3-000	J8	177	51404-MA6-003	F12	88
	F7	79	50500-MB1-000	I6	148	51405-MA6-003	F12	88
46391-692-003	G12	112	50500-MK3-000	I6	148	51405-MC7-003	F12	88
46500-MB1-000	I4	145	50523-425-000	I6	148	51406-MB1-771	F12	88
46500-MK3-000	I4	145	50526-MB0-000	I6	148	51410-MB1-003	F12	88
46513-MB1-000	I4	145	50527-MB1-000	H10	133	51410-MK3-003	F12	88
46513-MK3-000	I4	145	50528-MB1-000	I6	148	51410-MK3-013	F12	88
46514-MB1-020	I4	145	50528-MK3-000	I6	148	51411-ME5-003	F12	88
			50540-MB1-000	I6	148	51412-ME1-671	F12	88
(5)			50540-MB4-830	I6	148	51412-461-003	F12	88
			50541-MB0-000	I6	148	51412-461-305	F12	88
50100-MB1-871ZA	J8	176	50541-MK3-000	I6	148	51412-463-003	F12	88
50100-MB1-880ZA	J8	176	50548-356-700	I6	148	51414-461-003	F12	89
50100-MB1-881ZA	J8	176	50549-356-700	I6	148	51414-463-003	F12	89
50100-MK3-000ZA	J8	176	50574-MB0-000	I6	148	51415-MB9-781	F12	89
50100-MK3-680ZA	J8	176	50574-MB4-830	I6	148	51415-MC5-003	F12	89
50100-MK3-780	J8	176	50603-033-000	I5	146	51415-MC5-013	F12	89
50189-MB1-000	J8	176	50612-MB1-000	I5	146	51415-461-003	F12	89
50189-MK3-000	J8	177	50615-MB1-000	I5	146	51415-463-003	F12	89
50189-MK3-770	J8	177	50615-MK3-000	I5	146	51417-ME1-671	F12	89
50201-MB0-000	J8	177	50617-MB1-700	I5	146	51417-MJ0-013	F12	89
50202-MB0-000	J8	177	50618-MB1-000	I5	146	51418-ME1-671	F12	89
50203-MB0-000	J8	177	50619-MB1-000	I5	146	51418-MJ0-003	F12	89
50203-MB0-010	J8	177	50630-MB1-700	I5	146	51421-MB1-771	F12	89
50206-MB0-000	J8	177	50630-MK3-000	I5	146	51421-MK3-003	F12	89
50210-MB1-700	J8	177	50640-MB1-700	I5	146	51423-MB1-771	F12	89
50210-MB1-880ZA	J8	177	50640-MK3-000	I5	146	51423-MJ0-003	F12	89
50210-MK3-000	J8	177	50642-MB1-000	I5	146	51432-MK3-003	F12	89
50210-MK3-680	J8	177	50645-MB1-000	I5	146	51432-371-003	F12	89
50210-MK3-780	J8	177	50645-MK3-000	I5	146	51433-MB1-771	F12	89
50216-MB1-700	J8	177	50661-MB1-000	I5	146	51434-MC7-003	F12	89
50228-MB0-000	D12	49	50680-MB1-010	I5	147	51435-MC7-003	F12	89
50238-MB1-000	H8	128	50680-MK3-000	I5	147	51436-MB1-771	F12	89
50238-MK3-000	H9	131	50690-MB1-000	I5	147	51436-MJ0-003	F12	89
50242-MB0-000	J8	177	50690-MK3-000	I5	147	51437-MA0-771	F12	89
50302-MK3-000	I4	145	50710-MB1-871	H2	117	51437-ME5-003	F12	89
50320-MB1-700	H8	128		H3	119	51440-MB0-003	F12	89
50321-MK3-000	H9	131	50711-MB1-000	I5	147	51440-MK3-003	F12	89
			50712-MB1-000	I5	147	51441-MC7-003	F12	89

Part Number Index

Part Number	Grid	Page	Part Number	Grid	Page	Part Number	Grid	Page
51441-MJ0-003	F 12	89	52422-ME9-003	I 8	153	61302-MB4-003	F 1	66
51442-MC7-003	F 12	89	52458-ME9-003	I 8	153	61303-MB4-003	F 1	66
51442-MJ0-003	F 12	89	52460-MB1-871	I 8	153	61304-MB4-003	F 1	66
51444-MB1-771	F 12	89	52480-MB1-870	I 8	153	61306-MB1-870	F 10	84
51445-MC7-003	F 12	89	52486-463-000	I 8	153	61306-MK3-000	F 10	84
51445-MJ0-003	G 1	90	52489-461-771	I 8	153	61309-MB1-870	F 10	84
51447-461-003	G 1	90	52500-MB1-871	I 8	153	61309-MK3-000	F 10	84
51447-463-003	G 1	90	52500-MK3-003	I 9	154	61312-MB1-870	F 1	66
51448-MB1-771	G 1	90	52517-MB1-871	I 9	154	61312-MK3-000	F 1	66
51450-MB0-003	G 1	90	52517-MK3-003	I 9	154	61313-MB1-870	F 1	66
51450-MK3-003	G 1	90	53100-MB1-870	F 8	81	61313-MK3-000	F 1	66
51456-469-013	G 1	90	53100-MK3-000	F 8	81	61315-MB1-870	J 1	163
51457-MB1-003	G 1	90	53105-MB1-700	F 8	81	61315-MJ4-000	E 6	61
51457-MG1-003	G 1	90	53141-MK3-300	F 5	74	61316-MB1-870	J 1	163
51490-KAZ-003	G 1	90	53141-300-010	F 5	74	61401-MB1-870	F 10	85
51490-MB9-782	G 1	90	53145-MK3-000	F 5	74	61401-MK3-000	F 10	85
51490-MC5-305	G 1	90	53165-MB1-000	F 5	74	61402-MB1-000	H 10	133
51490-MC5-315	G 1	90	53166-MB1-000	F 5	74	61402-MK3-000	H 12	137
51496-MC7-670	G 1	90	53167-MK3-325	F 5	74	61403-MB1-000	H 10	133
51500-MB1-771	G 1	90	53168-MK3-315	F 5	74	61403-MK3-000	H 12	137
51500-MB1-772	G 1	90	53171-MB1-000	F 5	74	61405-MB1-000	F 10	85
51500-MK3-003	G 1	91	53175-KE8-006	F 6	77	61406-MB1-000	H 10	133
51500-MK3-013	G 1	91	53175-KM4-006	F 6	77			
51510-MB1-003	G 1	91	53175-MJ6-006	F 6	77			
51510-MK3-003	G 1	91	53175-MK7-671	F 6	77			
51510-MK3-013	G 1	91	53178-KE8-006	F 7	79			
51521-MB1-771	G 1	91	53200-MB1-700	F 10	84	77100-MB1-870	H 2	117
51521-MK3-003	G 1	91	53200-MK3-000	F 10	84	77100-MK3-000	H 3	119
51521-MK3-013	G 1	91	53213-MB4-771	F 10	84	77102-MB1-870	H 2	117
51530-MB1-771	G 1	91	53214-371-010	F 10	84	77102-MK3-000	H 3	119
51530-MB3-671	G 1	91	53220-422-000	F 10	84	77103-MB1-870	H 2	117
51531-MJ0-003	G 1	91	53223-371-010	F 10	84	77103-MK3-000	H 3	119
51532-MB1-771	G 1	91	53230-MB1-000	F 8	81	77151-MB1-870	H 2	117
51532-MB2-300	G 1	91	53230-MK3-000	F 8	81			
51532-MB6-631	G 1	91	53235-MB1-700	F 8	81	77152-MB1-870	H 2	117
51536-MB2-000	G 4	97	53235-MB1-701	F 8	81	77152-MK3-000	H 3	119
51540-MB0-003	G 1	91	53235-MK3-000	F 8	81	77153-MB1-870	H 2	117
51540-MK3-003	G 1	91	53236-MB1-700	F 8	81	77153-MK3-000	H 3	119
51545-MJ0-003	G 1	91	53236-MB1-701	F 8	81	77154-MB1-870	H 2	117
51558-MK3-003	G 1	91	53236-MK3-000	F 8	81			
51591-MK3-305	G 1	91	53240-MB1-030	G 1	91			
52100-MB1-700ZA	I 7	151	53240-MB1-040	G 1	91	77155-MB1-870	H 2	117
52100-MK3-000ZA	I 7	151	53240-MB1-050	G 1	91	77155-MK3-000	H 3	119
52105-MB0-000	I 7	151				77156-MB1-870	H 2	117
52112-MA1-300	I 7	151				77156-MK3-000	H 3	119
52120-MB0-000	I 7	151				77157-MK3-000	J 10	180
52400-MB1-871	I 8	153				77160-MB1-870	H 2	117
52400-MK3-003	I 8	153						
52401-MB1-871	I 8	153	61100-MB1-700	F 11	86	77200-MK3-000ZA	I 10	157
52401-MK3-003	I 8	153	61100-MK3-000	F 11	86	77200-MK3-000ZB	I 10	157
52403-MK3-003	I 8	153	61104-357-000	G 12	112	77200-MK3-000ZC	I 10	157
52405-MK3-000	I 8	153	61104-428-000	G 12	112	77201-ME5-000	J 7	175
52410-MB1-871	I 8	153	61105-428-000	G 12	113	77300-MB1-870	H 2	117
52410-MK3-003	I 8	153	61301-MB4-003	F 1	66	77300-MB1-930	H 2	117
			61301-MF5-000	F 1	66	77300-MK3-000	H 3	119

(6)

(7)

Part Number Index

Part Number	Grid	Page	Part Number	Grid	Page	Part Number	Grid	Page
77320-MB1-670	I 9	155	87135-MK3-680	I 11	158	90005-MB6-680	C 4	9
77320-MK3-000	I 10	157	87135-MK3-780	I 11	158		C 6	12
77324-MK3-000	I 10	157	87139-463-670	J 8	177	90006-MB0-000	C 2	4
77330-MB1-700	I 9	155	87200-MB1-870	J 11	182		C 3	7
77330-MK3-000	I 10	157		J 12	185	90C06-MB0-010	C 2	4
77335-MK3-000	I 10	157	87411-538-910	F 10	85		C 3	7
77340-MB1-700	I 9	155	87505-MB1-770	I 7	151	90008-GE0-710	C 4	9
77340-MK3-000	I 10	157	87505-MK3-670	I 7	151		C 6	12
77400-MK3-000	I 10	157	87506-MB1-670	J 8	177	90011-MB0-770	C 2	4
			87506-MK3-300	I 11	158		C 3	7
			87507-371-671	H 5	122	90012-KE8-000	C 4	9
				H 6	125		C 6	12
			87508-415-670	H 5	122	90012-MB0-003	C 2	4
				H 6	125		C 3	7
				I 11	158	90012-MB6-003	C 2	4
			87511-MK3-300	I 9	154		C 3	7
			87511-323-670	I 9	154		C 5	10
			87512-461-770	I 11	158		C 6	12
				J 2	165		D 5	34
			87517-MB1-770	F 8	81	90014-MB0-010	D 5	34
			87560-ME9-670ZA	H 1	115	90014-MB6-680	D 5	35
			87560-181-760ZC	G 12	113	90015-MB0-000	D 5	35
			88110-MB1-701	F 5	74	90016-MB0-000	D 5	35
			88110-MB1-702	F 5	74	90017-MB0-000	C 1	2
			88120-MB1-701	F 5	74	90017-369-690	J 8	177
			88120-MB1-702	F 5	74	90018-MK3-000	D 2	29
			89010-MB1-000	J 10	180	90019-MB0-000	D 4	32
			89010-MK3-000	J 10	180	90021-KE8-000	D 4	32
			89101-300-010	J 10	180	90023-HA7-670	C 12	25
			89103-371-000	J 10	180		D 1	26
			89216-MB0-000	J 10	180	90023-428-000	C 12	25
			89221-MB0-000	J 10	180		D 1	26
			89221-429-000	J 10	180	90025-MB0-771	C 2	5
			89222-371-000	J 10	180		C 5	10
			89227-461-000	J 10	180	90026-ME9-000	C 8	17
			89230-MB1-000	J 10	180	90026-MM8-000	C 8	17
						90041-MB0-000	D 11	47
						90042-ME5-000	E 1	51
						90042-679-003	J 5	171
						90045-MB0-770	C 2	5
						90045-MB2-000	C 2	5
			90001-MA2-770	J 11	183		C 5	10
				J 12	185	90046-MB0-003	J 5	171
			90001-MB0-000	C 2	4		J 7	175
				C 3	7	90049-MB0-000	E 1	51
			836A0-MK3-000ZB	H 6	125	90051-MB0-000	D 2	29
			836A0-MK3-000ZC	H 6	125	90061-MB0-000	E 1	51
			836A0-MB1-870	H 5	122	90062-HA0-000	E 1	51
			83605-MB1-870	H 5	122	90062-MB0-000	E 1	51
			83605-MK3-300	H 6	125	90063-MB0-003	E 1	51
			837A0-MB1-870ZA	H 5	122	90063-235-000	C 2	5
			837A0-MB1-870ZB	H 5	122		C 3	7
			837A0-MK3-000ZA	H 6	125		C 5	10
			837A0-MK3-000ZB	H 6	125		C 6	13
			837A0-MK3-000ZC	H 6	125		I 4	145
			84701-MB1-670	J 2	165			
			84701-MK3-670	J 3	167			
			87135-MB1-880	G 12	113			

(8)

(9)

Part Number Index

Part Number	Grid	Page	Part Number	Grid	Page	Part Number	Grid	Page
90065-MK3-000	I4	145	90125-ME5-000	G11	110	90203-MB0-000	C11	22
90071-MB0-000	D3	30	90125-410-000	I6	149	90203-MJ4-000	I6	149
90101-MB0-000	J8	177	90127-393-000	I7	151	90203-PD1-000	F10	85
90101-MG9-003	J5	171	90131-MB2-000	G4	97		J9	178
90102-MB0-000	J8	177	90133-MB0-000	G10	109	90206-590-000	C7	15
90102-MB1-000	H10	133	90133-286-000	I7	151	90208-425-870	J9	178
	H12	137	90134-371-000	G10	109	90232-MB6-680	C5	10
90102-434-671	F2	69	90136-428-870	J3	167		C6	12
	F3	71	90141-MB0-000	H10	133	90241-MB0-000	E1	51
90103-MK3-008	F3	71		H12	137	90242-MB0-000	E1	51
90104-MB0-000	J8	177	90141-MB1-000	H10	133	90301-428-900	F10	85
90104-MJ1-000	F9	83		H12	137		J9	178
90104-MJ8-000	H12	137	90142-MB1-000	H11	134	90302-MB1-000	H8	128
90105-MA6-000	F9	83		H12	137	90302-425-830	F10	85
90105-MB1-000	H10	133	90143-MB1-000	F2	69	90303-MB1-000	F2	69
90105-ME2-000	G5	99	90145-KM3-750	F6	77	90304-MK3-000	F9	83
90105-MJ1-000	G4	97	90145-MB0-000	F6	77	90304-425-000	F9	83
90106-MB2-000	F1	67	90145-MB0-010	F6	77	90304-438-000	I2	140
90106-MF2-010	G5	99	90145-300-000	F6	77		I3	143
	G6	101		F7	79	90305-MB4-003	G10	109
90107-MB0-000	J8	177	90145-300-010	F6	77	90305-MC0-003	G10	109
90108-MB0-000	I6	148		F7	79	90308-ME5-000	I7	151
90108-MB4-830	I6	149	90145-961-000	F6	77	90308-357-000	I7	151
90109-MB0-000	F1	67		F7	79	90309-MB1-000	I9	154
	I5	147	90145-961-010	F6	77	90309-315-000	I9	154
90109-ME5-770	G10	109	90150-MK3-003	G1	91	90312-MB0-000	I7	151
90109-460-840	I6	148	90151-MB1-000	F9	83	90313-MB0-000	I7	151
90110-MB0-000	J8	177	90151-MK3-000	J3	167	90313-567-000	F10	85
90110-ME4-000	F1	67	90152-MB0-000	F10	85		I9	155
90111-MB1-000	J5	171	90152-MB1-700	G2	92		I11	159
	J7	175	90153-MB0-000	G2	92	90315-MK3-003	J7	175
90111-187-000	H6	125		I5	147	90316-MK3-780	J9	178
	H9	131	90153-MB0-405	G2	92	90324-MB2-000	H1	115
	H12	137		I5	147	90355-469-000	I7	151
	I11	158	90153-MK3-000	I5	147	90380-MB1-000	J1	163
	J7	175	90154-ME9-000	F9	83	90380-ME9-000	J1	163
90113-KB7-910	H9	131	90157-MB1-000	F1	67	90381-MB0-010	G10	109
90114-MA5-671	F6	77		I5	147	90402-428-000	C7	15
	F7	79	90158-MB0-020	I7	151	90405-463-000	C8	17
90115-MB0-000	I6	149	90158-MB1-000	I2	140	90407-MB0-000	D11	47
90116-ME1-671	G1	91		I3	143	90425-300-000	D2	29
90116-ME9-000	H9	131	90164-MF5-750	G4	97		E7	63
	H12	137	90164-460-840	G3	95	90431-MJ1-670	C11	22
	I11	158	90170-MB0-000	G10	109	90431-MK3-771	C11	22
	J7	175	90179-422-000	I4	145	90432-MB0-000	C11	22
90116-383-721	G1	91	90180-MA3-006	G3	95	90432-MB0-010	C11	22
90117-MB0-000	F6	77		G4	97	90433-MB0-000	C12	25
	F7	79	90180-MA3-660	G3	95	90439-MB0-000	D2	29
90118-MB4-000	I3	143	90185-MC7-013	G3	95		I1	138
90118-MC7-003	G1	91	90190-MJ8-000	E6	61	90439-463-000	I9	154
90118-471-000	I2	140	90201-MB0-770	C11	22	90441-028-010	J9	178
	I3	143	90201-415-000	I11	158	90443-MB0-000	C2	5
90121-MB0-000	I7	151	90201-700-000	I4	145		C5	10
90122-MB0-000	I7	151	90202-329-000	J9	178		E7	62

Part Number Index

Part Number	Grid	Page	Part Number	Grid	Page	Part Number	Grid	Page
90452-323-000	C2	5	90601-300-000	D10	45	91205-MB0-771	E1	51
	C3	7	90641-MK3-780	E6	61	91205-MG7-003	E1	51
	C5	10	90643-MK3-781	E6	61	91209-MB0-003	D2	29
	C6	13	90651-MA5-671	F6	77	91210-MB0-003	D5	35
90452-371-000	D10	45	90651-MK3-780	J12	185	91210-MB0-005	D5	35
90453-MB0-770	D10	45	90651-377-003	F7	79	91210-MB0-013	D5	35
90454-428-000	D10	45	90653-MK3-780	E6	61	91252-MC7-003	G5	99
90455-MB0-770	D10	45	90654-MK3-780	J12	185		G6	101
90456-MB0-770	D10	45	90701-MB0-000	D4	32	91254-KAZ-003	G2	92
90457-MB0-770	D10	45	90701-MB4-000	D4	32	91254-461-003	G2	92
90458-425-000	C11	22	90702-MB0-000	C12	25	91254-461-004	G2	92
90459-MB0-000	C11	22	90703-MB0-000	E1	51	91254-463-003	G2	92
90461-MF2-710	D5	35	90704-MB0-000	C9	18	91258-410-003	G5	99
90461-286-000	D10	45	90741-413-000	D9	43		G6	101
90461-357-000	C2	5	90879-283-000	J3	167	91258-410-006	G5	99
	C5	10	91008-KK6-000	C11	23		G6	101
	D5	35	91008-300-008	E1	51	91258-410-013	G5	99
90462-323-000	D10	45	91008-362-000	C11	23		G6	101
90471-580-000	G10	109	91008-374-003	D11	47	91261-MB0-003	G10	109
90481-259-000	C11	23	91010-HC0-003	C11	23	91261-MB0-005	G10	109
90485-KE8-000	C8	17	91011-MB0-003	E1	51	91265-MB0-003	G10	109
90485-286-000	C8	17	91011-MB0-004	E1	51	91268-463-003	I7	151
90486-MB0-000	C8	17	91012-MB0-003	E1	51	91271-MB0-003	I7	151
90487-MB0-000	D11	47	91015-KT8-005	F10	85	91271-MB0-013	I7	151
90488-MB0-000	D4	32	91015-MB4-771	F10	85	91271-MK3-003	I7	151
	D11	47	91016-KT8-005	F10	85	91301-MB0-000	D12	49
90489-MB0-000	D11	47	91016-MB4-771	F10	85		E7	63
90502-MB0-000	J9	178	91022-MB0-003	C12	25	91301-PC9-003	D4	32
90503-425-000	F9	83	91022-MB0-004	C12	25		E8	64
90505-425-000	I7	151	91022-415-008	D10	45	91301-027-000	F2	69
90506-425-830	F9	83	91024-MB0-003	C11	23		F3	71
	F10	85	91024-MB0-004	C11	23	91301-147-023	D12	49
90506-634-000	H8	128	91051-MB0-005	G10	109		E7	63
90510-107-720	C12	25	91051-719-003	D11	47	91301-250-000	C9	19
90512-300-000	H8	128	91052-MB0-003	G10	109		E7	63
	I10	156	91052-MB0-005	G10	109	91302-MB0-013	D2	29
90514-921-000	I4	145	91058-MG9-681	F9	83		E7	63
90521-292-000	I9	154	91059-MG9-681	F9	83	91302-MC7-611	G3	95
90522-170-700	H11	134	91061-MB0-005	G10	109		G4	97
	I1	138	91062-MB0-003	G10	109	91302-001-020	G10	109
90525-001-000	D5	35	91062-MB0-005	G10	109	91304-MJ0-003	G2	92
90541-MB0-000	C1	2	91062-MB0-013	G10	109	91305-MC7-000	H1	115
90542-MB0-000	C1	2	91062-MB4-773	G10	109	91305-MC7-003	G2	92
	C1	3	91062-MB4-774	G10	109	91305-PE2-003	E6	61
90542-MK3-000	D2	29	91062-MG8-005	G10	109	91306-MC7-003	G2	92
90543-273-000	G2	92	91066-MC7-004	I7	151	91306-PJ4-000	F2	69
90544-283-000	G2	92	91101-MB0-003	D11	47		F3	71
90545-300-000	C2	5	91101-516-000	C12	25		G2	93
	E7	62	91202-444-013	D5	35	91307-MB0-003	D12	49
	F6	77	91202-444-015	D5	35		E7	63
90557-MB0-000	I2	140	91202-444-023	D5	35	91307-PH7-660	J5	171
	I3	143	91204-MB0-003	E1	51		J7	175
90558-MB0-000	D10	45	91204-MB0-013	E1	51	91307-425-003	C9	19
			91204-425-003	D5	35		E7	63

Part Number Index

Part Number	Grid	Page	Part Number	Grid	Page	Part Number	Grid	Page
91307-611-000	J5	171	91399-MB0-003	G2	93	93500-05010-0A	G2	93
	J7	175	91403-663-000	H10	133	93500-05010-0G	C3	7
91308-MB0-003	E1	51	91455-MA6-750	I5	147		H11	134
	E8	64	91455-MB0-010	F9	83	93500-05010-1A	G2	93
91308-MC7-003	G2	92		F10	84	93500-05020-0G	H11	134
91308-MG7-003	C7	15		G2	93	93500-05025-0G	C2	5
	E7	62	91456-ME1-670	J9	178		C3	7
91308-MJ0-003	G2	93	91456-371-770	J3	167	93500-05028-0G	C2	5
91308-PA9-003	C7	15	92000-06008-0A	G2	93		C3	7
	E7	62	92000-06012	G10	109		C5	10
	E7	63	92000-06016-0A	I5	147		C6	13
91308-283-000	D4	32	92000-06020-0B	I4	145	93500-06008-4J	I2	140
	E8	64	92000-06020-02	I4	145		I3	143
91309-MA6-000	D3	30	92000-06032-0H	H8	128	93500-06012-0A	D1	26
91309-MB0-003	D4	32	92018-06020-02	I4	145		H8	128
	E8	64	92100-06016-0A	I5	147	93500-06022-0A	H8	128
91310-KE8-003	C7	15	92101-06008-0A	G2	93	93510-05010-0A	G2	93
	C8	16	92101-06012	G10	109	93600-04012-0G	F6	77
	E7	62	92101-06012-0A	G11	110		F7	79
91310-MC7-003	F2	69	92101-06016-0A	I5	147	93600-04012-1G	F6	77
	F3	71	92300-05012-0A	F1	67		F7	79
	G2	93	92301-05012-0A	F1	67	93600-06016-0A	D10	45
91310-MJ0-003	G2	93	92500-06012-0G	J9	178		D11	47
91311-MB0-003	D4	32	92600-06020-0B	G12	113	93700-04008-0B	F2	69
	E8	64	92600-06025-0B	H1	115		F3	71
91311-PH7-003	G2	92	92700-06045	C2	5	93700-05020-0G	F2	69
91313-MB0-003	D4	32		C3	7		F3	71
	E8	64	92700-06045-0B	C2	5	93891-04008-07	I11	159
91313-MG7-004	D4	32		C3	7	93891-04012-07	F10	85
	E8	64	92700-06045-0E	C2	5		J7	175
91313-393-003	D4	32		C3	7	93892-04008-07	H2	117
	E8	64		C5	10		H3	119
91314-MB0-003	D5	35		C6	13		I11	159
	E8	64	92700-10050-0E	G11	110	93892-04008-08	G12	113
91314-MJ0-000	E1	51	92800-12000	D4	32		I1	138
	E8	64	92900-06032-0B	C2	5	93892-04008-10	F3	71
91314-300-000	E1	51		C3	7	93892-04010-00	E3	55
	E8	64	92900-06032-0E	C2	5	93892-04012-07	I1	138
91315-MB0-013	D12	49		C3	7	93892-04012-08	H11	134
91315-ME9-003	D12	49	93200-10035-0B	I9	154	93892-04014-00	E3	55
91316-MJ8-003	C9	19	93401-06025-00	C12	25	93892-04016-00	E5	59
	E8	64	93491-06025-00	C12	25		H11	134
91320-MB0-000	D3	30	93493-06010-00	J7	175	93892-04020-07	I1	138
91335-567-000	D12	49	93500-03008-0A	F3	71	93892-05008-08	E3	55
91353-MB0-003	G10	109	93500-04006-0H	H5	122	93892-05012-00	E3	55
91355-MB0-003	G10	109	93500-04006-1H	H5	123	93892-05020-07	F5	74
91355-MB0-005	G10	109	93500-04008-0H	E3	55	93892-05028-07	F5	75
91356-MB0-005	G10	109	93500-04010-0A	E5	59	93892-05045-07	F5	75
91356-MK3-003	G2	93	93500-04010-0H	C12	25		F6	76
91356-371-000	G2	93	93500-04020-0G	F2	69	93893-03012-18	F3	71
91357-MB0-000	G8	105	93500-05008-0G	C2	5	93893-04008-08	J5	171
91358-MB0-000	G8	105		C3	7	93893-04012-07	F7	79
91359-MB0-000	G10	109		C5	10	93893-04012-08	F6	77
91361-MB0-000	I8	152		C6	13	93893-04012-17	F7	79

Part Number Index

Part Number	Grid	Page	Part Number	Grid	Page	Part Number	Grid	Page
93893-04012-18	F6	77	94022-06020	H1	115	94101-06800	H8	128
93893-05010-08	J5	171		H5	123		I2	141
	J7	175		I11	159		I3	143
93893-05012-07	H9	131	94031-10070	I6	149		I5	147
	J9	178	94050-06000	F6	77	94101-08000	I5	147
93901-22180	J5	171		F7	78		I8	152
	J7	175		F7	79	94101-08800	G12	113
93901-22410	F3	71		F8	80	94102-10000	G3	95
93901-32180	F2	69		H2	117		G4	97
93901-34320	J1	163		H11	134	94102-10200	D2	29
93901-34480	F2	69		I2	140	94109-12000	D4	32
93901-34610	J1	163		I3	143		E8	64
	J3	167		I10	156		F1	66
93901-34710	J2	165		I11	158	94111-04000	F2	69
93903-22310	F3	71		J7	175	94111-04800	C12	25
93903-24280	J3	167	94050-06070	F10	85		H5	123
93903-35180	J5	171		J9	178	94111-05000	D3	30
94001-05080-0S	H11	134	94050-06080	H3	119		F1	67
94001-06000-0S	F2	69		H9	131	94111-06000	F2	69
94001-06200-0S	F2	69		I11	159		F3	70
94001-08000-0S	I8	152		J3	167		I2	141
94001-10000-0S	I9	154		J4	168		I3	143
94001-12000-0S	J1	163		J4	169	94111-06800	H5	123
94002-04000-0S	F2	69		J5	171		H6	125
94002-06020-0S	D11	47	94050-08000	I2	140	94111-10000	I8	152
	I4	145		I3	143	94201-12080	E3	55
94002-06080-0S	H5	123		I6	149	94201-16100	H3	118
	H6	125	94050-10000	J9	178		H3	119
94002-06080-00	H5	123	94050-10080	J1	163		I5	147
	H6	125		J2	164	94201-16120	I4	145
94002-06200	D11	47		J9	178	94201-16150	I5	147
94002-12000-0S	I9	154	94101-03800	I11	159	94201-16250	I5	147
	J1	163	94101-04000	F2	69	94201-20180	I8	152
94021-04020-0S	J2	165	94101-05800	H11	134	94201-20200	I8	152
	J3	167	94101-06000	D12	49	94201-20220	I8	152
94021-06000-0S	F3	71		F4	72	94201-20250	D4	32
	H1	115		I2	140		I8	152
	H5	123		I3	143	94201-20320	D4	33
	I11	159		I5	147		I8	152
94021-06020	F4	72	94101-06080	D12	49	94201-20350	D4	33
	H1	115		F4	72		I8	152
	H5	123		I2	140	94201-25200	G7	103
	I11	159		I3	143	94201-25250	G7	103
94021-06020-0S	F4	72		I5	147		I6	149
	H1	115	94101-06200	J5	171	94201-25300	G7	103
	H5	123	94101-06700	H2	117		I6	149
	I11	159		H3	119	94201-29220	I8	152
94021-06070-0S	J2	165		J11	183	94251-05000	C9	18
	J3	167		J12	185	94251-06000	C9	18
94021-08020-0S	F2	69	94101-06800	D12	49	94251-08000	C9	18
94021-10000-0S	I9	155		F4	72	94251-08400	G12	113
	I9	155		F4	73		C2	5
94021-10020-0S	I9	154		G11	110	94301-08140	C3	7
94022-06020	F4	72		G11	111		C5	10

Part Number Index

Part Number	Grid	Page	Part Number	Grid	Page	Part Number	Grid	Page
94301-08140	C6	13	95002-70000	J7	175	95700-06020-07	J2	165
	C9	19	95002-80000	H11	134	95700-06020-08	J4	169
	D2	29	95003-23025-31	H11	134	95700-06022-00	D12	49
	D4	33	95005-45520-20	J12	185		I4	145
	D5	35	95005-45520-21	J12	185	95700-06025-07	I6	149
94301-12200	C2	5	95005-45565-20	J11	183	95700-06025-08	G12	113
	C3	7	95005-45605-20	J11	183	95700-06028-00	D5	35
	C5	10	95005-75830-20	J7	175	95700-06032-00	D5	35
	C6	13	95005-80180-24	J12	185	95700-06032-08	H11	134
94305-20141	H9	131	95005-80265-24	J12	185	95700-06040-00	D5	35
94601-15000	C11	23	95005-80440-20	J11	183	95700-06040-08	H9	131
94601-18000	D9	43		J12	184	95700-06045-00	D4	33
	D10	44	95005-80490-24	J12	185		D5	35
94608-10000	C9	19	95011-61000	I2	141	95700-06045-07	D6	36
95001-35060-40	E3	55		I3	142	95700-06050-00	D6	36
95001-35070-40	E3	55		I3	143	95700-06060-00	D6	36
95001-35170-40	E3	55	95014-61100	J4	169	95700-06070-00	D4	33
95001-35200-40	E4	56	95014-61200	J4	169	95700-06090-00	D6	36
95001-45070-40	E3	55	95014-61300	J4	169	95700-06100-00	D6	36
95001-45085-40	E3	55	95014-71702	I6	149	95700-08014-08	C12	25
95001-45100-40S	E3	55	95014-73100	I4	145	95700-08016-07	J9	179
95001-45180-40	E4	56	95015-32001	I4	145	95700-08020-07	G3	95
95001-45210-40	E4	56	95015-42000	I4	145	95700-08022-00	H2	116
95001-55210-20	H8	128	95015-52000	I4	145	95700-08025-00	G7	103
95001-55235-20	G12	113	95015-83000	I5	147	95700-08032-00	I8	152
95001-55240-20	H8	129		I6	148	95700-08040-00	I6	149
95001-55340-20	H8	129	95700-06010-00	J5	171	95700-08045-00	D6	36
95001-55820-20	H8	129		J7	175	95700-08050-00	D6	36
95002-01110	H8	129	95700-06010-02	I3	143	95700-08065-00	E1	51
95002-01120	G12	113	95700-06010-07	G3	95	95700-08080-00	D6	36
	H8	129		G4	97	95701-06010-00	J5	171
95002-02070	E4	56		J7	175		J7	175
95002-02080	E4	56		J9	178	95701-06010-02	I3	143
	J11	183	95700-06012-00	C2	5	95701-06010-07	G3	95
	J12	185		C5	10		G4	97
95002-02100	E4	56		D5	35		J7	175
	H1	115		J2	165	95701-06012-00	C2	5
	H8	129	95700-06012-07	F10	85		C5	11
	H9	131		I11	159		D5	35
95002-02120	E4	56	95700-06012-08	I10	156	95701-06012-07	F10	85
	H1	115		J4	169		F11	86
	H11	134	95700-06014-00	I11	159	95701-06012-08	I11	159
	I1	138	95700-06014-08	F11	86		I10	156
	J7	175		G12	113		I11	159
95002-02650	E6	61	95700-06016-00	C9	18	95701-06014-00	I11	159
	J12	185	95700-06016-07	E6	61	95701-06014-08	F11	86
95002-40800-08	J12	185		I11	159		F11	87
95002-41000-08	H1	115		J11	183	95700-06018-08	H11	134
	H9	131		H11	134		I1	138
95002-41050-08	H2	116		I1	138	95700-06020-00	I3	143
	H9	131		H8	129	95700-06020-07	H3	118
95002-70000	H11	134		H9	130	95701-06016-00	C9	18
	I1	138		H4	120	95701-06016-07	E6	61
	J5	171						

Part Number Index

Part Number	Grid	Page	Part Number	Grid	Page	Part Number	Grid	Page
95701-06016-07	I11	159	95801-08032-00	D11	47	96001-06020-07	D1	27
	I12	160	96000-06010-02	J6	172		E6	61
	J11	183	96000-06010-07	J9	179	96001-06022-00	D2	29
95701-06020-00	I3	143	96000-06012-00	D1	27	96001-06022-07	D12	49
	I4	144		D6	36	96001-06025-00	D3	30
95701-06020-07	H3	118	96000-06012-07	C6	13		D3	31
	H3	119	96000-06014-00	C9	18	96001-06025-07	D12	49
	H4	120		D12	49	96001-06028-00	C9	19
	H4	121	96000-06016-00	D10	45		D2	29
	J2	165		D11	47		D4	33
	J3	166		D12	49		D5	34
95701-06020-08	C11	23		D12	49		E1	51
	J4	169	96000-06018-07	E6	61		E2	52
95701-06022-00	D12	49	96000-06020-07	D1	27	96001-06028-07	C9	19
	I4	145		E6	61	96001-06032-00	C10	20
	I5	146	96000-06022-00	D2	29	96001-06032-07	C10	20
95701-06025-07	I6	149	96000-06022-07	D12	49	96001-06035-00	C10	20
95701-06025-08	G12	113	96000-06025-00	D3	30		C10	21
	H1	114	96000-06025-07	D12	49		D1	27
95701-06028-00	D5	35	96000-06028-00	C9	19	96001-06035-02	F1	67
95701-06030-00	D4	33		D2	29		F2	68
95701-06032-00	D5	35		D4	33	96001-06035-07	C10	20
95701-06032-08	H11	135		E1	51		D12	49
	H12	136	96000-06028-07	C9	19		E1	50
95701-06040-00	D5	35	96000-06032-00	C10	20	96001-06040-00	D1	27
95701-06040-08	H9	131	96000-06032-07	C9	19		D2	28
	H10	132	96000-06035-00	C10	20		J7	175
95701-06045-00	D4	33		D1	27	96001-06045-07	J8	176
	D5	35	96000-06035-02	F1	67		I1	138
95701-06045-07	D4	33	96000-06035-07	C10	20		I1	139
	D5	35		D12	49	96001-06060-07	D2	29
95701-06050-00	D6	36	96000-06040-00	D1	27	96001-06070-00	D2	29
95701-06060-00	D6	36		J7	175		D3	30
95701-06070-00	D4	33	96000-06045-07	I1	138	96100-63040-00	D6	37
95701-06090-00	D6	36	96000-06060-07	D2	29		D7	38
95701-06100-00	D6	36	96000-06070-00	D2	29	96100-63050-00	D10	45
95701-08014-08	C12	25	96001-06010-02	J6	172		D11	46
95701-08016-07	J9	179		J6	173	96140-63030-10	G8	105
95701-08020-07	G3	95	96001-06010-07	E6	61	96150-62040-10	G8	105
95701-08022-00	H2	116		E7	62		G9	106
	H2	117		J9	179	96150-63020-10	G5	99
95701-08025-00	G7	103		J10	180		G6	100
95701-08032-00	I8	152	96001-06012-00	D1	27		G6	101
	I8	153		D6	37		G7	102
95701-08040-00	I6	149	96001-06012-07	C6	13	96211-05000	G2	93
	I7	150	96001-06014-00	C9	18	96220-60150	C12	25
95701-08045-00	D6	36		C9	19		D1	26
95701-08050-00	D6	36		D12	49	96600-06016-00	G2	93
95701-08065-00	E1	51		E6	61	96700-06016-00	G2	93
95701-08080-00	D6	36	96001-06016-00	D10	45	96700-06016-17	G2	93
95718-06020-08	C11	23		D11	47	96700-06018-17	G2	93
	C12	24		D12	48		G3	94
95800-08032-00	D11	47		D12	49	96700-08022-17	E1	51
95800-10040-02	G4	97	96001-06018-07	E6	61	96700-08028-10	G2	92

Description Index

Description	Grid	Page	Ref. No.	Description	Grid	Page	Ref. No.
(A)							
ADJUSTER SPRING	I8	153	6	BASE COMP	J3	166	6
ALTERNATOR ASSY	D1	26	5	BASE COMP. AIR CLEANER	E3	55	27
ALTERNATOR ASSY PULSE	C12	24	8	BASE COMP. CONTACT	F8	81	3
ARM COMP. CAM CHAIN TENSIONER	C8	17	15	BASE COMP. TAILLIGHT	J2	164	3
ARM COMP. GEARSHIFT	I4	144	6	BASE AIR CLEANER	E3	54	27
ARM COMP. MIDDLE	I4	145	16	BASE HEAD COVER	C1	2	3
ARM COMP. NEUTRAL STOPPER	D11	46	10	BASE TURN SIGNAL	I12	160	2
ARM COMP. RR BRAKE PEDAL MIDDLE	I4	145	16	BATTERY	H7	127	12
ARM COMP. SHIFT DRUM STOPPER	D11	46	11	BEARING A CONNECTING ROD	D8	41	8
ARM RR BRAKE	G7	103	9	BEARING A CRANKSHAFT	D8	41	10
ARM RR BRAKE STOPPER	I7	151	13	BEARING B CONNECTING ROD	D8	41	8
ARM VALVE ROCKER	C7	15	6	BEARING B CRANKSHAFT	D8	41	10
AXLE FR WHEEL	G5	98	3	BEARING C CONNECTING ROD	D8	41	8
	G6	100	3	BEARING C CRANKSHAFT	D8	41	10
AXLE RR WHEEL	G7	102	1	BEARING D CONNECTING ROD	D8	41	8
				BEARING D CRANKSHAFT	D9	43	10
(B)							
BAG TOOL	J10	180	3	BEARING E CONNECTING ROD	D8	41	8
BAG TOOL 200MM	J10	180	3	BEARING E CRANKSHAFT	D9	43	10
BALL STEEL #5	G2	93	82	BEARING BALL 16005	D11	47	25
BAND A1 WIRE	J4	169	22	BEARING BALL 5206	E1	51	20
BAND A2 WIRE	J4	169	23	BEARING BALL 6303	E1	51	21
BAND A3 WIRE	J4	169	24	BEARING HEAD PIPE LOWER	F10	85	21
BAND B CHAMBER JOINT TUBE	H10	133	20	BEARING HEAD PIPE UPPER	F10	85	20
BAND B1 WIRE	F4	73	6	BEARING NEEDLE 19 16	G10	109	32
BAND CHAMBER JOINT TUBE	H10	133	20	BEARING NEEDLE 19 18	G10	109	32
	H12	137	21	BEARING NEEDLE 20MM	D10	45	26
BAND FUEL TUBE	G11	111	6	BEARING NEEDLE 30X35X17	C12	25	15
BAND FUSE	J4	169	20	BEARING NEEDLE 35X42X30	C11	23	19
BAND INSULATOR	C2	4	9	BEARING RADIAL BALL 16003	C11	23	18
	C3	7	8	BEARING RADIAL BALL 16012C3	G10	109	29
	C4	9	8	BEARING RADIAL BALL 5206	E1	51	22
	C6	12	8	BEARING RADIAL BALL 57 34C3	G10	109	30
BAND L EX PIPE	I1	139	8	BEARING RADIAL BALL 6204UU	G8	105	12
	I3	142	8	BEARING RADIAL BALL 6302UU	G5	99	18
BAND L MUFFLER	I1	139	10		G6	101	18
	I3	142	11	BEARING RADIAL BALL 6303U	G8	105	11
BAND R EX	I1	139	7	BEARING RADIAL BALL 6304	D6	37	32
	I3	142	7	BEARING RADIAL BALL 6305	D10	45	29
BAND R MUFFLER	I1	139	9		G10	109	31
	I3	142	10	BEARING 16005	D11	47	25
BAND SELF LOCK	F9	83	16	BEARING 30203J	I7	151	30
BAND WIRE	J4	169	19	BLOCK SET CYLINDER	D5	34	1
BAR ASSY. SIDE STAND	I6	148	6	BODY COMP. AIR SUCTION VALVE	E6	60	4
BAR COMP. L FOOTPEG	I5	146	11	BODY COMP. FRAME	J8	176	6
BAR COMP. R FOOTPEG	I5	146	3	BODY KEY	H9	131	25
BAR L PILLION FOOTPEG	I5	147	20	BOLT ASSY. FR FORK	G1	90	43
BAR R PILLION STEP	I5	147	19	BOLT ASSY. FR SHOCK	G1	90	43
BASE ASSY. TAILLIGHT	J3	166	3	BOLT COMP. OIL CONTROL	C2	5	16
BASE COMP	J2	164	8				

Description Index

Description	Grid	Page	Ref. No.	Description	Grid	Page	Ref. No.
BOLT 2 STUD 6X32	C2	5	20	BOLT FLANGE 6X14	C9	18	25
	C3	7	15		D12	49	29
BOLT-WASHER 5X8	J5	171	27		E6	61	37
	J7	175	39		F11	86	3
BOLT-WASHER 6X10	J5	171	26		G12	113	29
BOLT-WASHER 6X10	J6	173	8		H8	129	36
	J7	175	44		I11	159	27
BOLT-WASHER 6X25	C12	25	17	BOLT FLANGE 6X16	C9	18	24
BOLT AIR CLEANER COVER SETTING	H10	133	33		D10	45	28
	H12	137	29		D11	47	30
BOLT CAM CHAIN GUIDE A	C8	17	7		D12	49	30
BOLT CAP 6X20	G12	113	23		E6	61	36
BOLT CAP 6X25	H1	115	19		I11	159	28
BOLT CHANGE PEDAL PIVOT	I4	144	9		J11	183	11
BOLT CONNECTING ROD	D8	41	7	BOLT FLANGE 6X18	E6	61	38
BOLT DRAIN PLUG 12MM	D4	32	20		H11	134	50
BOLT FLANGE SOCKET 8X85	E1	51	15		I1	138	41
BOLT FLANGE 10X220	J8	177	29	BOLT FLANGE 6X20	C11	23	21
BOLT FLANGE 10X345	J8	177	27		D1	27	13
BOLT FLANGE 10X38	G10	109	24		E6	61	39
BOLT FLANGE 10X40	G4	97	25		H3	118	17
BOLT FLANGE 10X50	G3	95	27		H4	120	17
BOLT FLANGE 10X65	J8	177	26		I2	140	17
BOLT FLANGE 12X40	C12	25	12		I3	143	19
	D1	26	10		I3	143	31
BOLT FLANGE 12X45	C12	25	12		J2	165	25
	D1	26	10		J4	169	26
BOLT FLANGE 6MM	H6	125	24	BOLT FLANGE 6X22	D2	29	26
	H9	131	27		D12	49	28
	H12	137	31		D12	49	31
	I11	158	18		I4	145	30
BOLT FLANGE 6X10	J7	175	41	BOLT FLANGE 6X25	D3	30	11
	E6	61	40		D12	49	32
	G3	95	30		G12	113	30
	G4	97	29		I6	149	17
	I3	143	30	BOLT FLANGE 6X28	C9	19	9
	J5	171	37		D2	29	27
	J6	172	38		D4	33	27
	J7	175	52		D5	35	19
	J7	175	53		E1	51	28
	J9	178	41	BOLT FLANGE 6X30	D4	33	26
	J9	179	43	BOLT FLANGE 6X32	C9	19	10
BOLT FLANGE 6X100	D6	36	27		D5	35	20
BOLT FLANGE 6X12	C2	5	25		H11	134	51
	C5	10	26	BOLT FLANGE 6X35	C10	20	11
	C6	13	22		D1	27	14
	D1	27	12		D12	49	33
	D5	35	18		F1	67	16
	D6	36	31	BOLT FLANGE 6X40	C4	9	12
	F10	85	23		C6	12	12
	I10	156	18		D1	27	15
	I11	159	26		D5	35	21
	J2	165	24		H9	131	35
	J4	169	25		J7	175	54

Description Index

Description	Grid	Page	Ref. No.	Description	Grid	Page	Ref. No.
BOLT FLANGE 6X45	D4	33	24	BOLT L RR SWINGARM PIVOT	I7	151	21
	D5	35	22	BOLT OIL	C2	5	15
	D6	36	23		C5	10	15
	I1	138	42		F6	77	19
BOLT FLANGE 6X50	D6	36	24		F6	77	20
BOLT FLANGE 6X52	C2	4	10		F7	79	20
	C3	7	9	BOLT OIL CONTROL	C2	5	16
	C4	9	9		C5	10	16
	C6	12	9	BOLT OIL 10X22	F6	77	20
BOLT FLANGE 6X54	C2	4	11		F7	79	20
	C3	7	10	BOLT OIL 10X34	F6	77	19
BOLT FLANGE 6X55	D2	29	18	BOLT PANEL STOPPER	I7	151	24
BOLT FLANGE 6X60	D2	29	28	BOLT PIN	G3	95	15
	D6	36	25		G4	97	13
BOLT FLANGE 6X62	C4	9	10	BOLT R CONTROL LEVER PIVOT	F6	77	17
	C6	12	10		F7	79	18
BOLT FLANGE 6X70	D2	29	29	BOLT R RR SWINGARM PIVOT	I7	151	20
	D4	33	25	BOLT RADIATOR SETTING	J5	171	28
BOLT FLANGE 6X90	D6	36	26		J7	175	40
BOLT FLANGE 8X100	E1	51	12	BOLT RECESSED 5X12	F1	67	14
BOLT FLANGE 8X14	C12	25	20	BOLT RR BRAKE STOPPER	I7	151	22
BOLT FLANGE 8X16	F1	67	12	BOLT RR BRAKE STOPPER ARM	I7	151	23
	J9	179	42	BOLT SIDE STAND PIVOT	I6	148	11
BOLT FLANGE 8X19	F9	83	11	BOLT SIDE STAND RUBBER SET	I6	149	17
BOLT FLANGE 8X20	G3	95	31	BOLT SLOT 5X12	F1	67	14
BOLT FLANGE 8X22	H2	116	24	BOLT SOCKET	F1	67	13
BOLT FLANGE 8X25	G7	103	12		G1	91	64
BOLT FLANGE 8X27	G10	109	23		I5	147	24
BOLT FLANGE 8X32	D11	47	29	BOLT SOCKET 10X25	F10	85	15
	I8	152	38		J8	177	25
BOLT FLANGE 8X37	I2	140	18	BOLT SOCKET 10X30	F10	85	15
	I3	143	20	BOLT SOCKET 10X35	J8	177	28
BOLT FLANGE 8X40	I6	149	18	BOLT SOCKET 10X40	G3	95	24
BOLT FLANGE 8X45	D6	36	28		G4	97	24
BOLT FLANGE 8X49	G3	95	25	BOLT SOCKET 5X12	H12	137	30
	G4	97	26	BOLT SOCKET 6X12	J3	167	21
BOLT FLANGE 8X50	D6	36	29	BOLT SOCKET 6X16	G2	93	83
BOLT FLANGE 8X55	G3	95	26		J11	183	11
BOLT FLANGE 8X60	J8	177	24		J12	185	16
BOLT FLANGE 8X65	E1	51	27	BOLT SOCKET 6X18	G2	93	83
BOLT FLANGE 8X80	D6	36	30	BOLT SOCKET 6X23	F6	77	18
BOLT FR DISK 8X57	G5	99	15		F7	79	19
	G6	101	15	BOLT SOCKET 6X25	G4	97	23
BOLT FR DISK 8X59	G5	99	15	BOLT SOCKET 7X32	F9	83	12
BOLT GEARSHIFT PEDAL PIVOT	I4	144	8	BOLT SOCKET 8MM	G1	91	63
BOLT HEX CAP 6X12	J9	178	37	BOLT SOCKET 8X11	G10	109	22
BOLT HEX 10X35	I9	154	18	BOLT SOCKET 8X17	G2	92	67
BOLT HEX 6X12	G10	109	39		I5	147	23
BOLT HEX 6X16	D4	32	13	BOLT SOCKET 8X18	F1	67	13
	G10	109	25		I5	147	24
	I5	147	26	BOLT SOCKET 8X22	E1	51	14
BOLT HEX 6X20	I4	145	23	BOLT SOCKET 8X28	G2	92	66
BOLT HEX 6X32	H8	128	25	BOLT SOCKET 8X32	F9	83	13
BOLT HEX 6X8	G2	93	80	BOLT SPECIAL FLANGE 8X16	F1	67	12

Description Index

Description	Grid	Page	Ref. No.	Description	Grid	Page	Ref. No.
BOLT SPECIAL FLANGE 8X30	I4	145	20	BOX ASSY PILOT	F2	69	17
BOLT SPECIAL FLANGE 8X45	I2	140	19		F3	71	19
	I3	143	21	BOX ASSY SPEEDOMETER GEAR	G5	99	9
BOLT SPECIAL 6MM	D2	29	17		G6	101	9
BOLT SPECIAL 6X14	H9	131	28	BOX COMP BATTERY	H8	128	18
BOLT SPECIAL 6X29	C1	2	7	BOX COMP TOOL	H9	131	24
BOLT SPECIAL 6X8	J1	163	20	BOX TOOL	J2	165	15
BOLT SPECIAL 7X18	D11	47	20	BRACKET A IGNITION COIL	J4	168	4
BOLT STUD 10X50	G11	110	40	BRACKET ASSY CAM CHAIN TENSIONER	C8	16	3
BOLT STUD 6X32	C2	5	20	BRACKET B IGNITION COIL	J4	168	5
	C3	7	15	BRACKET COMP CAM CHAIN TENSIONER			
BOLT STUD 6X45	C2	5	20	HOLDER	C8	17	16
	C3	7	15	BRACKET COMP L	F1	66	8
	C5	10	21	BRACKET COMP L FR	G3	95	10
	C6	13	17		G4	97	10
BOLT STUD 6X50	C2	5	20	BRACKET COMP R	F1	66	9
	C3	7	15	BRACKET COMP R FR	G4	97	19
	C5	10	21	BRACKET COMP SEAT LOCK	H2	117	11
	C6	13	17		H3	119	11
BOLT STUD 9X99	C4	9	11	BRACKET INSTRUMENT	F2	68	6
	C6	12	11	BRACKET L FOOTPEG	I5	146	12
BOLT TIE ROD	I4	145	19		I5	146	13
BOLT UBS 7X15	C8	17	17	BRACKET L GRAB RAIL	I9	155	10
BOLT UBS 8X100	E1	51	12		I10	157	9
BOLT UBS 8X151	C2	4	12	BRACKET LICENSE PLATE	J2	165	19
	C3	7	11	BRACKET NUMBER PLATE	J3	167	19
	C4	9	13	BRACKET R FOOTPEG	I5	146	4
	C6	12	13		I5	146	5
BOLT UBS 8X60	E1	51	16	BRACKET R FR	G3	95	21
BOLT UBS 9X108	D5	35	11	BRACKET R GRAB RAIL	I9	155	9
BOLT UBS 9X175	C2	4	14		I10	157	7
	C3	7	13	BRACKET SEAT LOCK	H2	117	7
	C5	10	14	BRACKET SEAT LOCK LEVER	H3	119	7
	C6	12	14	BRACKET SIDE STAND RUBBER	I6	148	10
BOLT UBS 9X177	C2	4	14	BRAKE PAD KIT	G3	95	NI
	C3	7	13		G4	97	NI
BOLT UBS 9X88	D5	34	8	BRAKE SHOE KIT	G7	103	NI
	D5	35	9	BRAKE SHOE SET	G7	103	NI
BOLT UBS 9X91	C2	4	13	BREATHER ASSY	G9	106	6
	C3	7	12	BRIDGE CALIPER BRACKET	G3	95	13
BOLT UBS 9X93	D5	35	10	BRIDGE FORK TOP	F8	81	7
BOOT	G3	95	16	BULB	F2	68	1
	G4	97	14		F3	70	1
BOOT COMP	F6	76	7		J2	165	13
	F7	78	8		J3	166	11
BOOT JOINT	I7	151	16	BULB HEADLIGHT	F1	66	5
BOOT MASTER CYLINDER	F6	77	13	BULB LICENSE LIGHT	J2	164	13
	F7	79	15		J2	165	13
BOOT PIN	G3	95	17		J3	166	11
	G4	97	15	BULB STOP & TAILLIGHT	J1	163	17
BOOT PISTON CASE	F12	89	36		J3	167	12
	F12	89	37	BULB TAILLIGHT	J2	165	14
BOSS OIL FILTER	D4	32	12	BULB TURN SIGNAL	J1	163	16
BOX ASSY FUSE	H6	124	10	BULB WEDGE BASE	F2	68	1

Description Index

Description	Grid	Page	Ref. No.	Description	Grid	Page	Ref. No.
BULB WEDGE BASE	F3	70	1	CAP	F6	77	15
	F3	70	2		F7	78	10
BULB WEDGE BASE 12V 3W	F3	70	2		F7	79	16
BULB WEDGE BASE 12V3W	F2	68	2	CAP A. CONNECTING	D12	48	8
BULB 12V23 7W 1034	J1	163	17	CAP ASSY. SPARK PLUG	J4	168	12
BULB 12V60 55W H4	F1	66	5		J4	168	13
BUSH	F7	78	4		J4	169	14
BUSH FORK PIPE	F12	89	14		J4	169	15
BUSH GUIDE	F12	89	14	CAP B. CONNECTING PIPE	D12	48	9
BUSH MOUNTING	D2	29	21	CAP COMP 1. SPARK PLUG	J4	168	8
BUSH PIVOT	G1	91	57	CAP COMP 2. SPARK PLUG	J4	168	9
BUSH RUBBER	G1	91	59	CAP COMP 3. SPARK PLUG	J4	168	10
BUSH SLIDER	F12	89	15	CAP COMP 4. SPARK PLUG	J4	168	11
	F12	89	16	CAP COMP. FUEL FILLER	G12	112	16
BUSH UPPER RUBBER	I8	153	11		H1	115	13
				CAP COMP. RADIATOR	J5	170	7
					J7	174	15
(C)				CAP. AIR VALVE	G1	90	45
				CAP. BLEEDER SCREW	D2	29	16
CABLE ASSY. SPEEDOMETER	F2	69	20		D12	49	20
	F3	71	23		G3	94	2
CABLE COMP A. THROTTLE	F4	73	1		G4	96	2
CABLE COMP B. THROTTLE	F4	73	2	CAP. BREATHER	G9	106	6
CABLE COMP. CHOKE	F4	73	3	CAP. GEAR CASE OIL	G9	106	1
CABLE BATTERY GROUND	H7	127	13	CAP. GRIP RUBBER	F5	74	17
	H9	131	17	CAP. L LOCK NUT	I7	151	27
CABLE HELMET SECURITY	J10	180	1	CAP. MAIN GALLERY	D5	34	4
CABLE INNER	F2	69	21	CAP. MAIN STAND PIPE	J8	177	21
	F3	71	24	CAP. MASTER CYLINDER	F6	76	9
CABLE SEAT LOCK	H2	117	10		F7	78	10
	H3	119	10	CAP. OIL FILTER	C9	19	3
CABLE SPEEDOMETER INNER	F2	69	21	CAP. R LOCK NUT	I7	151	26
	F3	71	24	CAP. RESERVE TANK	J5	171	11
CABLE STARTER BATTERY	H4	121	3		J7	174	21
	H6	124	1	CAP. ROCKER ARM SHAFT	C7	15	9
CABLE STARTER MOTOR	H4	121	4	CAP. RR. SHOCK UPPER JOINT	I8	153	4
CABLE STARTING MOTOR	H6	124	2	CAP. SCREW	J4	168	1
CALIPER ASSY. L. FR.	G3	94	4	CAP. SOCKET BOLT	J3	167	23
	G4	96	4	CAP. SOCKET BOLT. 10MM	J9	178	36
CALIPER ASSY. R. FR.	G3	95	18	CAP. SOCKET BOLT. 8MM	F9	83	18
	G4	97	16		G2	93	79
CALIPER COMP. L.	G3	94	5		I5	147	25
	G4	96	5	CAP. STARTING CLUTCH ROLLER SPRING	C12	24	7
CALIPER COMP. R.	G3	95	19	CAP. SWINGARM SIDE	I7	151	18
	G4	97	17	CAP. TAPPET ADJUSTING HOLE	G9	106	1
CAM RR BRAKE	G7	102	7	CARBURETOR ASSY.	E2	53	18
CAM DAMPER	I7	150	2	CARBURETOR ASSY 1	E2	53	19
CAMSHAFT COMP. FR. EX	C7	14	4	CARBURETOR ASSY 2	E2	53	20
CAMSHAFT COMP. FR. IN	C7	14	2	CARBURETOR ASSY 3	E2	53	21
CAMSHAFT COMP. RR. EX	C7	15	5	CARBURETOR ASSY 4	E3	54	22
CAMSHAFT COMP. RR. IN	C7	14	3	CARTRIDGE OIL FILTER	D3	31	10
CANISTER COMP	J11	182	2	CASE ASSY. L. PISTON	G1	91	53
	J12	184	3	CASE ASSY. PILOT LOWER	F3	71	21
CAP	F6	76	9	CASE ASSY. PILOT UPPER	F3	71	20

Description Index

Description	Grid	Page	Ref. No.	Description	Grid	Page	Ref. No.
CASE ASSY. SIDE GEAR	E1	50	4	CLIP A11. TUBE	H8	129	33
CASE COMP. L. LOWER	G1	91	51	CLIP A12. TUBE	G12	113	28
	G1	91	52		H8	129	34
CASE COMP. PISTON	G1	91	54	CLIP B12.5. TUBE	J12	185	17
CASE COMP. R. LOWER	F12	89	21	CLIP S. BRAKE PIPE	G12	112	19
CASE COMP. SIDE GEAR	E1	50	5	CLIP. BREATHER TUBE	D5	34	5
CASE SET. FINAL	G9	106	8		H10	132	1
CASE. AIR CLEANER	H10	132	8		H10	133	25
	H12	136	7		H12	136	1
CASE. FINAL GEAR	G9	106	3	CLIP. CLUTCH CABLE	H10	133	28
CASE. FUSE	J4	169	18	CLIP. FUEL HOSE	H7	127	10
CASE. HEADLIGHT	F1	66	6	CLIP. HIGH TENSION CORD	D5	34	6
CASE. L. LOWER	G1	91	50	CLIP. PISTON PIN. 15MM	C11	23	20
CASE. PILOT UPPER	F2	69	18	CLIP. PISTON PIN. 18MM	D9	43	13
CASE. PISTON	G1	91	55	CLIP. PULSER WIRE	C12	25	9
CASE. RR. SHOCK UPPER	I8	153	8	CLIP. RR. COWL SETTING	J7	175	38
CASE. THERMOSTAT	D12	48	2	CLIP. SUB TANK HOSE	H12	137	26
CENTER. CLUTCH	C10	21	4	CLIP. TUBE	E4	56	45
CHAIN. CAM	C8	16	2		E6	61	32
CHAIN. OIL PUMP	D3	31	5		E6	61	33
CHAMBER COMP. EX	I1	139	3		H1	115	23
	I3	142	3		H9	131	33
CHAMBER SET. FLOAT	E4	57	4	CLIP. TUBE	E6	61	31
CHECK UNIT. PILOT LAMP	H8	128	16		J12	185	18
	J3	167	14	CLIP. TUBE B10	E4	56	44
CIRCLIP	F6	77	22		H1	115	21
CIRCLIP. INTERNAL	G1	90	41		H8	129	35
CIRCLIP. INTERNAL. 18MM	F7	79	22		H9	131	32
CIRCLIP. INTERNAL. 50MM	G1	90	41	CLIP. TUBE B12	E4	56	45
CIRCLIP. 25MM	D10	45	25		H1	115	22
CLAMP	H10	133	27		H11	134	46
CLAMP A. WATER HOSE	D12	49	21		I1	138	39
CLAMP A. WATER PIPE	D12	48	13		J7	175	49
CLAMP B. WATER HOSE	D12	48	6	CLIP. TUBE B6.5	E6	61	35
CLAMP B. WATER PIPE	D12	49	16		J12	185	21
CLAMP. AIR VENT TUBE	H12	137	10	CLIP. TUBE B7	E4	56	43
CLAMP. ALTERNATOR CORD	D1	26	8	CLIP. TUBE B8	E4	56	43
CLAMP. FUEL TUBE	H7	127	9		J11	183	13
	H9	130	12		J12	185	20
CLAMP. L. CABLE & HOSE	J1	163	19	CLIP. TUBE C11	H11	134	47
CLAMP. L. WIRE	J8	177	16		I1	138	40
CLAMP. PULSER CORD	C9	19	5		J5	171	36
CLAMP. R. CABLE & HOSE	J1	163	18		J7	175	50
CLAMP. SPEEDOMETER CABLE	G3	94	3	CLIP. TUBE C12	H11	134	48
	G4	96	3	CLIP. TUBE. 10.5MM	H2	116	23
CLAMP. STARTER CABLE	D2	29	14		H9	131	34
CLAMP. TUBE	H10	133	11	CLIP. WIRE HARNESS	F3	70	7
CLAMP. TUBE. D8	J12	185	22		H10	133	27
CLAMP. WATER HOSE	D12	48	6	COIL COMP. IGNITION	J4	168	6
	D12	49	21		J4	168	7
	J5	171	22	COLLAR A. ENGINE HANGER	J8	177	17
	J7	175	34	COLLAR B. ENGINE HANGER	J8	177	18
	J8	176	3	COLLAR B. RR. DISTANCE	G10	108	21
CLAMP WIRE	J8	177	16				

Description Index

Description	Grid	Page	Ref. No.	Description	Grid	Page	Ref. No.
COLLAR C. ENGINE HANGER	J8	177	19	COVER COMP. AIR CLEANER BASE	H12	137	13
COLLAR COMP. FR. AXLE DISTANCE	G5	98	5	COVER COMP. AIR SUCTION VALVE	E6	60	12
	G6	100	5	COVER COMP. INSTRUMENT	F2	69	19
COLLAR AIR CLEANER BRACKET	H10	132	3	COVER COMP. RR	D2	28	1
COLLAR CHAIN CASE	I5	146	1	COVER COMP. WATER PUMP	D2	28	7
COLLAR FR FENDER	G12	112	20	COVER SET L SIDE	H5	122	17
COLLAR FR WHEEL SIDE	G5	98	4		H6	125	21
	G6	100	4	COVER SET R SIDE	H5	122	15
COLLAR FUEL PUMP DISTANCE	H7	127	7		H6	125	19
COLLAR FUEL TANK FR MOUNTING	G12	112	15	COVER AIR CLEANER CASE	H10	132	6
	H1	115	11		H12	136	5
COLLAR FUEL TANK SETTING	H1	115	17	COVER AIR CLEANER IN DUCT	H12	137	20
COLLAR FUEL VALVE STAY	H8	128	21	COVER AIR PIPE JOINT	E6	61	23
COLLAR GEAR CHANGE PEDAL PIVOT	I4	144	2	COVER ALTERNATOR	D1	26	1
	I4	144	3	COVER BATTERY TERMINAL	H4	121	7
COLLAR GEARSHIFT DRUM STOPPER	D11	47	12		H9	131	16
COLLAR GEARSHIFT LEVER SETTING	H11	134	38	COVER CANISTER	J12	184	12
	I1	138	36	COVER CLUTCH	E1	50	1
COLLAR GEARSHIFT PEDAL PIVOT	I4	144	2	COVER COUPLER HOLDER	F10	84	10
COLLAR GRAB RAIL SETTING	I10	157	8	COVER DAMPER	I7	150	5
COLLAR HEADLIGHT CASE	F1	66	7	COVER DUST	I4	144	7
COLLAR MUFFLER MOUNTING	I2	140	15	COVER FUSE	H4	121	10
	I3	143	16		H6	125	12
COLLAR PISTON	F12	89	22	COVER GEAR CASE	G9	106	9
	F12	89	23	COVER HANDLEBAR	F8	81	6
COLLAR RADIATOR DUCT	E6	61	29	COVER IN. DUCT	H10	133	19
COLLAR RADIATOR MOUNTING	J7	174	30	COVER INDICATOR SWITCH	D1	26	3
COLLAR RR AXLE DISTANCE	G8	104	2	COVER L AIR CLEANER CHAMBER	H10	133	18
	G8	104	3		H12	137	17
COLLAR RR COVER	D2	28	3	COVER L CANISTER	J11	182	5
COLLAR RR FENDER	G12	113	20	COVER L FR SIDE	H10	133	31
COLLAR RR SHOCK ABSORBER	I8	153	10		H12	137	28
COLLAR RR WHEEL SIDE	G7	102	2	COVER L RADIATOR	J5	171	17
COLLAR SIDE COVER	H10	133	32		J7	174	27
COLLAR SPLINE 25X12.5	D10	45	16	COVER L RADIATOR RR	J5	171	21
COLLAR SPLINE 25X9.5	D10	44	7		J7	175	33
COLLAR SPRING	F11	87	4	COVER LOWER	F3	71	22
COLLAR STAND RUBBER SETTING	I6	148	9		F10	85	12
COLLAR 20X11.8	D10	44	4	COVER MAGNETIC SWITCH TERMINAL	H4	121	5
COLLAR 25.2X7	C11	22	13		H4	121	8
COLLAR 25X10	D10	44	9		H6	124	3
COLLAR 25X12	D10	45	13		H9	131	16
COTTER VALVE	C7	15	18	COVER MAIN STAND SPRING	I6	149	12
COVER A CYLINDER HEAD	C1	2	1	COVER PILOT LAMP CHECK UNIT	J3	167	15
COVER A MAGNETIC SWITCH	H6	124	5	COVER R AIR CLEANER CHAMBER	H10	133	17
COVER A STARTING MAGNETIC	H6	124	5		H12	137	16
COVER ASSY. R CRANKCASE	C9	19	1	COVER R CANISTER	J11	182	3
COVER B CYLINDER HEAD	C1	2	2	COVER R FR SIDE	H10	133	30
COVER B STARTER MAGNETIC	H6	124	3		H12	137	27
COVER COMP	J2	164	11	COVER R RADIATOR	J5	171	16
	J3	166	9		J7	174	26
COVER COMP B AIR SUCTION VALVE	E6	61	18	COVER R RADIATOR RR	J5	171	20
COVER COMP C AIR SUCTION VALVE	E6	61	28		J7	175	32
COVER COMP AIR CLEANER BASE	H10	133	14	COVER RR	D2	28	2

Description Index

Description	Grid	Page	Ref. No.	Description	Grid	Page	Ref. No.
COVER RR CYLINDER HEAD SIDE	C6	12	3	ELEMENT AIR CLEANER	H12	136	3
COVER RR SEAT BACK	J3	167	16	EMBLEM FR	F10	85	13
COVER RUBBER	F1	66	4	EMBLEM L FUEL TANK	G12	112	8
COVER SPEEDOMETER	F2	68	8	EMBLEM R FUEL TANK	G11	111	7
	F3	70	9	EMBLEM RR FENDER	I9	155	13
COVER STARTING MOTOR TERMINAL	H4	121	6		I10	157	11
	H6	124	4				
COVER TACHOMETER	F2	69	14				
	F3	71	14				
COVER TERMINAL	H9	131	18				
COVER THERMOSTAT	D12	48	3				
COWL RR	I10	157	4				
CRANKSHAFT COMP	D8	41	9	FAN COMP. COOLING	J6	173	4
CUP PISTON	D2	29	13	FAN COMP. COOLING	J5	170	4
CUSHION RADIATOR GRILL	J6	173	7	FAN COOLING	J5	170	4
CYLINDER ASSY. CLUTCH MASTER	F7	78	2	FENDER A RR	I9	155	11
CYLINDER ASSY. CLUTCH SLAVE	D2	28	9	FENDER B RR	I9	155	14
CYLINDER ASSY. FR BRAKE MASTER	F6	76	6	FENDER COMP	I11	158	13
CYLINDER SET. MASTER	F6	77	14	FENDER COMP. FR	F11	86	1
					F11	86	2
				FILTER OIL	D3	31	10
				FLANGE ASSY. FINAL DRIVEN	G8	104	1
				FLANGE STARTER CLUTCH	C12	24	4
				FLOAT SET	E4	57	3
				FOOTPEG ASSY. L MAIN	I5	146	10
				FOOTPEG ASSY. R MAIN	I5	146	9
DAMPER COMP. RR	I8	153	5	FORK CENTER GEARSHIFT	D11	46	2
DIAGRAM VACUUM HOSE ROUTING	G12	113	21	FORK L GEARSHIFT	D11	46	3
	I11	158	14	FORK R GEARSHIFT	D11	46	1
DIAPHRAGM	F6	77	12	FRAME COMP	J8	176	6
	F7	79	14	FRAME COMP. SUB	J8	177	12
DISK CLUTCH FRICTION	C10	21	5	FUNNEL AIR	E3	54	23
DISK L FR BRAKE	G5	99	14	FUSE B	I10	156	19
	G6	101	14		J4	169	27
DISK R FR BRAKE	G5	99	13	FUSE F	H5	123	26
	G6	101	13	FUSE BLADE	H7	126	27
DRIVER 1. PLUS SCREW	J10	181	15		H7	126	28
DRIVER 3. MINUS SCREW	J10	181	16		H7	126	29
DRUM ASSY. GEARSHIFT	D11	46	5				
DRUM GEARSHIFT	D11	46	6				
DUCT AIR CLEANER IN.	H10	133	16				
DUCT IN	H12	137	15				
DUST SEAL	G2	92	70				
	G3	95	9				
	G4	96	9	GASKET	F12	89	18
DUST SEAL BRAKE CAM	G7	102	6	GASKET A EX PIPE	E7	62	6
DUST SEAL FR FORK	G2	92	70		I1	139	2
DUST SEAL STEERING HEAD	F10	84	6		I3	142	2
	F10	84	7	GASKET B CYLINDER HEAD COVER	C1	2	6
					E7	62	5
DUST SEAL 26X40X5	I7	151	31	GASKET KIT A	E7	62	1
DUST SEAL 40X50X5	G5	99	17	GASKET KIT B	E7	63	1
	G6	101	17	GASKET SET	E4	57	1
				GASKET AIR CLEANER COVER	H10	132	9
					H10	133	10
					H12	136	8
					H12	137	9
				GASKET AIR CLEANER ELEMENT	H12	136	4
ELEMENT AIR CLEANER	H10	132	4				

Description Index

Description	Grid	Page	Ref. No.	Description	Grid	Page	Ref. No.
GASKET. ALTERNATOR COVER	D1	26	2	GEAR. MAINSHAFT SIXTH	D10	45	15
	E7	63	4	GEAR. PRIMARY DRIVE	C11	22	11
GASKET. CONNECTING CAP	D12	49	22	GEAR. SPEEDOMETER	G5	99	10
	E7	63	11		G6	101	10
GASKET. CYLINDER HEAD	C2	4	7	GEAR. STARTER REDUCTION	C12	24	2
	C3	6	6	GRILLE. RADIATOR	J5	170	6
	C4	9	5		J6	173	6
	C6	12	5	GRIP	J10	181	17
	E7	62	3	GRIP COMP. R HANDLEBAR	F5	74	14
GASKET. ELEMENT	H10	132	5	GRIP SET L HANDLEBAR	F5	74	16
	H12	136	4	GRIP L HANDLEBAR	F5	74	16
GASKET. FR FORK DRAIN VALVE	G2	92	68	GRIP R HANDLEBAR	F5	74	15
GASKET. FUEL RESERVE SENSOR	G12	112	18	GROMMET	G12	112	11
GASKET. HEAD COVER	C1	2	4	GROMMET A. RR. COVER	D2	28	4
	E7	62	4	GROMMET B. RR. COVER	E1	50	3
GASKET. INDICATOR SWITCH COVER	D1	26	4	GROMMET. AIR CLEANER CASE	H5	122	14
	E7	63	5		H6	125	18
GASKET. LENS	I12	161	6	GROMMET. AIR CLEANER CASE COVER	H10	132	7
	J2	164	12		H12	136	6
	J3	166	10	GUIDE A. CAM CHAIN	C8	17	8
GAS. ET. MUFFLER	I1	139	11	GUIDE B. CAM CHAIN	C8	17	14
	I1	139	12	GUIDE COMP. A. CAM CHAIN	C8	17	6
	I3	142	12	GUIDE BATTERY BREATHER TUBE	H10	133	29
	I3	142	13	GUIDE. CLUTCH OUTER	C10	21	3
GASKET. OIL PAN	D3	31	2	GUIDE. EX. VALVE	C1	3	1
	E7	63	2		C3	6	1
GASKET. OIL STRAINER	D3	31	8		C4	9	2
	E7	63	6		C6	12	2
GASKET. PISTON CASE	F12	89	17	GUIDE. FUEL TUBE	H9	130	8
GASKET. R COVER	C9	19	2	GUIDE. L. AIR	J6	173	10
	E7	63	3	GUIDE. OIL SEAL	I7	150	8
GASKET. SIDE GEAR CASE	E1	50	6	GUIDE. OVERFLOW TUBE	I6	148	4
	E7	63	8		I6	148	5
GASKET. TAILLIGHT	J2	164	5	GUIDE. R. AIR	J6	173	9
	J3	166	4				
GASKET. TAILLIGHT BASE	J2	164	6				
GASKET. WATER PUMP COVER	D2	28	8				
	E7	63	7				
GAUGE. FEELER 07	J10	180	4	HANDLE. EYE WRENCH. 120MM	J10	181	18
GAUGE. OIL LEVEL	C9	19	4	HANDLEBAR	F8	81	5
GEAR ASSY. FINAL	G9	106	2	HANDLEBAR COMP. R	F6	77	16
GEAR ASSY. FINAL DRIVEN	G9	106	2	HARNESS WIRE	J4	169	17
GEAR COMP. STARTER CLUTCH	C12	24	3	HEAD ASSY. FR CYLINDER	C4	9	1
GEAR COMP. STARTING CLUTCH	C12	24	3	HEAD ASSY. RR CYLINDER	C6	12	1
GEAR SET. FINAL	G9	106	7	HEAD COMP. FR CYLINDER	C1	3	2
GEAR. COUNTERSHAFT FIFTH	D10	45	14	HEAD COMP. RR CYLINDER	C3	6	4
GEAR. COUNTERSHAFT FOURTH	D10	45	11	HEADLIGHT ASSY	F1	66	1
GEAR. COUNTERSHAFT LOW	D10	44	3	HEADLIGHT UNIT	F1	66	3
GEAR. COUNTERSHAFT SECOND	D10	44	6	HOLDER	I12	161	7
GEAR. COUNTERSHAFT SIXTH	D10	45	17	HOLDER A. CAMSHAFT	C1	3	3
GEAR. COUNTERSHAFT THIRD	D10	44	8		C3	6	2
GEAR. MAINSHAFT FIFTH	D10	45	12	HOLDER ASSY. A. CAM CHAIN TENSIONER	C8	17	11
GEAR. MAINSHAFT FOURTH	D10	45	10	HOLDER ASSY. B. CAM CHAIN TENSIONER	C8	17	13
GEAR. MAINSHAFT SECOND & THIRD	D10	44	5	HOLDER ASSY. FUSE	H6	124	8

Description Index

Description	Grid	Page	Ref. No.	Description	Grid	Page	Ref. No.
HOLDER ASSY. HELMET	H2	117	1	INSULATOR. CARBURETOR	C6	12	6
	H3	119	1	INSULATOR. CLUTCH SLAVE CYLINDER	D2	28	10
HOLDER B. CAMSHAFT	C1	3	4		E7	63	9
	C3	6	3				
HOLDER SET BRUSH	D3	30	5				
HOLDER. BOOT	F12	89	39	(J)			
HOLDER. COUNTERSHAFT BEARING	E1	50	7				
HOLDER. CROSS SHAFT BEARING	E1	50	9	JET MAIN =95	E5	59	22
HOLDER. FR. JET NEEDLE	E5	59	18	JET MAIN =98	E5	59	23
HOLDER. FUEL STRAINER	H9	130	4	JET SLOW =38	E5	59	24
HOLDER. GREASE	F10	84	9	JOINT B. BRAKE ARM	I4	145	27
HOLDER. L. COUPLER	J8	176	5	JOINT B. WASHER TUBE	J11	182	9
HOLDER. L. HANDLEBAR UPPER	F8	81	9		J12	184	14
HOLDER. L. PILLION FOOTPEG	I5	147	17	JOINT COMP. UPPER	I8	153	3
	I5	147	18	JOINT COMP. YOKE	I7	150	1
HOLDER. L. RR. SEAT COVER	J3	167	18	JOINT SET A. FUEL	E2	52	6
HOLDER. L. TOOL BOX	J2	165	18	JOINT SET B. FUEL	E2	53	14
HOLDER. MASTER CYLINDER	F6	77	10	JOINT SET C. FUEL	E2	52	4
	F7	79	11	JOINT SET D. FUEL	E2	53	13
	E5	59	18	JOINT SET E. FUEL	E2	52	7
HOLDER. NEEDLE JET	G9	107	15	JOINT SET. RR. SHOCK	I8	153	9
HOLDER. O-RING	J8	176	4	JOINT AIR PIPE FOUR WAY	E6	61	21
HOLDER. R. COUPLER	F8	81	8	JOINT BOOST	C4	9	7
HOLDER. R. HANDLEBAR UPPER	F8	81	8		C6	12	7
HOLDER. R. PILLION FOOTPEG	I5	147	15	JOINT BREATHER THREE WAY	J12	184	2
	I5	147	16	JOINT EX. PIPE	I1	139	1
HOLDER. R. RR. SEAT COVER	J3	167	17		I3	142	1
HOLDER. R. TOOL BOX	J2	165	17	JOINT FUEL TUBE	H7	127	8
HOLDER. RR. JET NEEDLE	E5	59	19	JOINT OVER FLOW TUBE	J7	174	22
HOLDER. RR. SWINGARM GREASE	I7	151	17	JOINT PINION	G9	107	14
HORN ASSY	F10	84	3	JOINT TUBE	J5	171	10
	F10	84	4	JOINT TWO WAY	F6	76	5
HOSE A. RADIATOR	J5	171	19				
	J7	175	31				
HOSE B. FR. BRAKE	F6	76	4	(K)			
HOSE B. WATER	D12	49	17				
HOSE. CONNECTING	D12	48	4	KEY SET	F8	81	1
HOSE. L. FR. BRAKE	F6	76	2	KEY. BLANK	F8	81	4
HOSE. LOWER WATER	J8	177	14	KEY. WOODRUFF	D9	43	12
HOSE. R. FR. BRAKE	F6	76	3	KNOB	F3	70	12
HOSE. RADIATOR	J5	171	12	KNOB. TRIP METER	F2	68	12
	J7	174	23				
HOSE. WATER	D12	49	14	(L)			
				LABEL BATTERY CAUTION	I11	158	15
(I)					J8	177	23
INDICATOR. RR. BRAKE	G7	102	8	LABEL. FR. FORK CAUTION	F8	81	10
INDICTOR. RR. BRAKE	G7	103	8	LABEL. FUSE	H6	125	13
INSTRUMENT ASSY. TEMPERATURE	F2	69	16		I9	155	7
	F3	71	18	LABEL. HELMET HOLDER	I9	154	14
INSULATOR. CARBURETOR	C2	4	8		I11	158	16
	C3	7	7	LABEL. HIGH ALTITUDE	J8	177	22
	C4	9	6	LABEL. JACK UPPER WARNING	J11	182	10

Description Index

Description	Grid	Page	Ref. No.	Description	Grid	Page	Ref. No.
LABEL JACK UPPER WARNING	J12	185	15	MOULDING, R. RADIATOR GRILLE	J6	173	11
LABEL RADIATOR VALVE CAUTION	J7	174	18		J6	173	13
LABEL RESERVE TANK	H5	122	18	MUFFLER COMP. L	I2	140	16
	H6	125	22		I3	143	18
LABEL SIDE COVER	H5	122	16	MUFFLER COMP. L EX	I3	143	18
	H6	125	20	MUFFLER COMP. R	I1	139	5
LABEL TIRE CAUTION	I7	151	19		I3	142	5
LENS COMP. TAILLIGHT	J2	164	2	MUFFLER COMP. R EX	I3	142	5
LENS LICENSE	J2	164	9				
	J3	166	7				
LENS TAILLIGHT	J3	166	2	(N)			
LENS TURN SIGNAL	I12	160	3				
LEVER A. SEAT LOCK	H2	117	6	NEEDLE JET	E5	58	16
LEVER B. SEAT LOCK	H2	117	8		E5	58	17
	H3	119	8	NET COMP. AIR CLEANER BASE	H10	133	15
	F7	79	17		H12	137	14
LEVER COMP. L HANDLE	F6	77	16	NUT B. BRAKE ROD ADJUSTING	I4	145	28
LEVER COMP. R HANDLE	F6	77	16	NUT CAP 8MM	F2	69	33
LEVER COMP. R HANDLEBAR	F6	77	16	NUT-WASHER 6MM	D3	30	7
LEVER SET A. LINK	E2	52	1	NUT CAP 10MM	I9	154	21
LEVER CHOKE	F4	73	4	NUT CAP 4MM	J2	165	22
	F4	73	5		J3	167	26
LEVER R HANDLEBAR	F6	77	16		F3	71	35
LEVER SEAT LOCK	H3	119	6	NUT CAP 6MM	H1	115	20
LID TOOL BOX	J2	165	16		H5	123	22
LIFTER DAMPER	I7	150	3		H5	123	23
LIGHT ASSY. LICENSE	J2	164	7		I2	140	20
	J3	166	5		I3	143	22
LINK SET A. STARTER	E2	52	2		I11	158	19
LINK SET B. STARTER	E2	52	5		I11	159	23
LINK SET C. STARTER	E2	53	9		J2	165	23
LOCK BEARING ADJUSTING	G9	107	12		J3	167	27
	G9	107	13	NUT CAP 9MM	C5	10	17
					C6	12	15
(M)				NUT CONNECTING ROD	D7	39	5
MAINSHAFT	D10	44	1	NUT FLANGE CAP 10MM	J9	178	30
MARK ACCESSORIES & LOADING CAUTION	I11	158	17	NUT FLANGE 10MM	J1	163	24
	J2	165	20		J9	178	33
MARK CHOKE	F7	78	1		J9	178	39
MARK DRIVE CAUTION	G12	113	22	NUT FLANGE 18MM	J9	178	40
	H1	115	16	NUT FLANGE 6MM	G10	109	26
MARK FR. FORK	G1	90	47		F6	77	25
MARK L FUEL TANK	H1	115	9		F7	79	25
MARK R FUEL TANK	H1	115	8		F10	85	16
MARK RADIATOR CAUTION	H5	122	19		H2	117	14
	H6	125	23		H3	119	14
MIRROR L	F5	74	19		H9	131	30
MIRROR R	F5	74	18		H11	134	44
MOTOR ASSY. STARTER	D3	30	1		I2	140	23
MOTOR FAN	J5	173	5		I3	143	25
	J6	173	5		I10	156	17
MOULDING L RADIATOR GRILLE	J6	173	12		I11	158	19
	J6	173	14		I11	159	24
					J3	167	28

Description Index

Description	Grid	Page	Ref. No.	Description	Grid	Page	Ref. No.
NUT FLANGE 6MM	J4	169	21	O-RING 125X14	J7	175	43
	J5	171	34	O-RING 135X14	J5	171	29
	J7	175	48		J7	175	43
	J9	178	32	O-RING 138X24	G2	92	72
NUT FLANGE 8MM	I2	140	24	O-RING 13X25	D12	49	26
	I3	143	26	O-RING 146X37	D4	32	16
	I6	149	14		E8	64	17
	J9	178	31	O-RING 147X22	D4	32	18
NUT GOVERNOR ARM FIXING	I4	145	21		E8	64	19
NUT HEX. 10MM	I6	149	13	O-RING 148X22	D4	32	18
	I7	151	25		E8	64	19
	I9	154	19	O-RING 158X24	G2	92	71
NUT HEX. 12MM	I9	154	20	O-RING 168X19	G3	95	28
	J1	163	23		G4	97	27
NUT HEX. 16MM	G10	109	27	O-RING 183X23	D12	49	23
NUT HEX. 4MM	F2	69	32		E7	63	12
NUT HEX. 5MM	H11	134	43	O-RING 185X24	D4	32	17
NUT HEX. 6MM	D11	47	28		E8	64	18
	F2	69	31	O-RING 18X28	D5	35	16
	H5	123	21		E8	64	21
	H6	125	25	O-RING 198X19	C7	15	22
	I4	145	24		E7	62	8
NUT HEX. 8MM	I8	152	34	O-RING 198X19	C7	15	22
NUT INSTRUMENT SETTING	F2	69	24		E7	62	8
NUT LOCK 22MM	C11	22	12	O-RING 19X19	I8	152	33
NUT LOCK 30MM	E1	51	17	O-RING 21.5X2	C7	15	23
NUT LOCK 64MM	E1	51	18		E7	62	8
NUT RR AXLE U. 16MM	G10	109	26	O-RING 22X19	G10	109	36
NUT RR SHOCK ABSORBER	I9	154	15	O-RING 22X30	C9	19	6
NUT RR SHOCK ABSORBER UPPER	I9	154	21		E7	63	13
NUT RR SWINGARM PIVOT	I7	151	28	O-RING 29X24	G2	93	77
NUT SERRATE 5MM	J7	175	42	O-RING 3X70	E1	51	26
NUT SIDE STAND	I6	149	13		E8	64	22
NUT SPECIAL 6MM	H8	128	22	O-RING 30.8MM	G10	109	35
NUT SPEED 3MM	F10	85	18	O-RING 31.2X24	G2	93	77
	I9	155	15	O-RING 32.95X2.62	D2	29	23
	I11	159	20		E7	63	14
NUT STEERING STEM	F9	83	14	O-RING 35.2X24	G10	109	37
NUT TAPPET ADJUSTING	C7	15	20	O-RING 39.5X5	H1	115	18
				O-RING 46X5X3.5	G8	105	10
				O-RING 49.4X3.1	G2	93	78
(O)				O-RING 57X22	E1	51	25
O-RING	D3	30	8		E8	64	16
	D3	30	9	O-RING 56.5X3.5	G8	105	9
	G2	93	74	O-RING 58.5X3.5	G10	109	38
	G2	93	76	O-RING 58X2	D12	49	24
	H1	114	5		E7	63	15
O-RING B. 6.8X1.9	F2	69	25	O-RING 6.8X1.9	F2	69	25
	F3	71	27		F3	71	27
	G2	93	75	O-RING 7.7X2.3	G2	93	75
O-RING D. 13.8X2.4	G2	92	72		D4	32	19
O-RING E. 33.5X2	G2	92	73	O-RING 7.8X2.2	E8	64	20
O-RING 12.5X1.4	J5	171	29		D4	32	19
					E8	64	20

Description Index

Description	Grid	Page	Ref. No.	Description	Grid	Page	Ref. No.
O-RING 70X3	E1	51	26	PIN. HANGER RETAINER GROOVE 4.0MM DIA.	G3	95	22
	E8	64	22		G4	97	20
O-RING 84X24	C9	19	8	PIN. KNOCK	E3	54	25
	E8	64	23	PIN. KNOCK 8X14	D4	32	15
O-RING 98X19	E6	61	34	PIN. LOCK 5MM	C9	18	22
OIL SEAL 12.5X25X8	D5	35	14	PIN. LOCK 6MM	C9	18	22
OIL SEAL 14X24X6	D5	35	15	PIN. LOCK 8MM	C9	18	23
OIL SEAL 25X66X8.5	E1	51	24		G12	113	26
OIL SEAL 34X50X7	G10	109	33	PIN. PARALLEL	G1	90	42
OIL SEAL 47X56X7	I7	151	32	PIN. PISTON	C12	24	1
OIL SEAL 60X80X8	G10	109	34		D7	39	3
OIL SEAL 8X18X5	D2	29	22	PIN. PISTON 10X33	C12	24	1
OIL SEAL 8X25X8	E1	51	23	PIN. RING GEAR STOPPER	G9	107	16
ORIFICE OIL CONTROL	E1	51	13	PIN. SHIFT RETURN SPRING	D11	47	19
ORIFICE PIN 10X16	E1	51	19	PIN. SPECIAL LOCK 6MM	C9	18	21
ORIFICE PLATE	D10	45	24	PIN. SPLIT 1.2X8	E3	55	38
OUTER COMP. CLUTCH	C10	21	2	PIN. SPLIT 1.6X10	H3	118	16
OUTER COMP. STARTER CLUTCH	C12	24	5		H3	119	16
OWNER'S MANUAL VF700C 85	C1	2			I5	147	29
				PIN. SPLIT 1.6X12	I4	145	25
				PIN. SPLIT 1.6X15	I5	147	30
				PIN. SPLIT 1.6X25	I5	147	30
				PIN. SPLIT 2.0X18	I8	152	37
				PIN. SPLIT 2.0X20	I8	152	37
				PIN. SPLIT 2.0X25	D4	32	22
					I8	152	37
				PIN. SPLIT 2.0X35	D4	33	22
					I8	152	37
				PIN. SPLIT 2.5MM	G7	103	11
				PIN. SPRING 2X14	H9	131	31
				PIN. STEP BAR JOINT	I5	146	2
				PIN. 8X43 2	C8	17	10
				PIPE A. FUEL	H9	130	7
				PIPE A. OIL PATH	C1	3	5
					C3	6	5
					C4	9	3
					C6	12	4
				PIPE A. WATER	D12	48	12
				PIPE ASSY. CLUTCH	F7	78	6
				PIPE B. OIL PATH	C2	4	6
					C4	9	4
				PIPE B. SEAT	G1	91	58
				PIPE B. WATER	D12	49	15
				PIPE COMP. FR AIR	E6	61	19
				PIPE COMP. FR SHOCK	F12	88	11
				PIPE COMP. FUEL	H9	130	7
				PIPE COMP. L. FR SHOCK	G1	91	49
				PIPE COMP. R. FR SHOCK	F12	88	11
				PIPE CONNECTING	D12	48	7
				PIPE L. RR EX.	I1	139	13
					I3	142	14
				PIPE MAIN STAND PIVOT	I6	148	3
				PIPE OIL	D4	32	11
				PIPE OIL STRAINER	D3	31	6

(P)

Description Index

Description	Grid	Page	Ref. No.	Description	Grid	Page	Ref. No.
PIPE R. RR EX	I1	139	6	PLIERS 135	J10	180	14
	I3	142	6	PLUG. BREATHER TUBE	H10	133	22
PIPE SEAT	F12	89	33	PLUG. CONE	J3	167	22
	G1	91	58	PLUG. HEX. 6MM	C1	2	5
PIPE THROTTLE GRIP	F5	74	13	PLUG. RR. FENDER	I9	155	12
PIPE WATER OUTLET CONNECTING	D12	48	5	PLUG. SPARK	C2	5	26
PISTON	D7	39	2		C3	7	21
	F12	89	28		C5	11	27
	F12	89	29		C6	13	23
	G3	94	7	PROTECTOR	F6	76	8
	G4	96	7		F7	78	9
PISTON COMP. VACUUM	E5	58	15	PROTECTOR L CHAMBER	I3	143	17
PISTON SET. CLUTCH MASTER CYLINDER	F7	78	5	PROTECTOR R CHAMBER	I3	142	9
PISTON. SLAVE CYLINDER	D2	28	11	PROTECTOR RR EX. PIPE	I1	139	4
PLATE	G3	95	23		I3	142	4
	G4	97	21	PULLER FUSE	H6	125	14
PLATE A. DRUM	D11	46	8	PUMP ASSY. FUEL	H7	127	1
PLATE A. HEAT GUARD	J8	177	20		H9	130	1
PLATE ASSY. FUSE	I9	155	6	PUMP ASSY. OIL	D3	31	3
PLATE B. CLUTCH	C10	21	6	PUMP COMP. WATER	D2	28	6
PLATE B. DRUM SETTING	D11	46	9				
PLATE COMP. ADJUSTER	G1	91	60				
PLATE SET. AIR PIPE	E6	61	20				
PLATE SET. STAY	E2	53	12				
PLATE SET. VALVE	E4	57	7				
PLATE BATTERY HOLDER	H8	128	19				
	H9	131	21				
PLATE BEARING SETTING	D10	44	2				
PLATE CHAMBER HEAT GUARD	J8	176	2				
PLATE CLUTCH	C10	21	6				
PLATE CLUTCH PRESSURE	C11	22	7				
PLATE COUPLER HOLDER	F10	84	11				
PLATE DIAPHRAGM	F6	77	11				
	F7	79	13				
PLATE DRUM CAM	D11	46	7				
PLATE DUST GUARD	G9	107	10				
PLATE ELECTRIC	H6	125	17				
PLATE FUEL TANK HEAT GUARD	J8	176	7				
PLATE FUSE	H6	125	11				
PLATE KILL SWITCH SETTING	F4	73	9				
PLATE L SEAT LOCK	H2	117	4				
	H3	119	4				
PLATE MAIN STAND SPRING	I6	148	2				
PLATE OIL SEPARATE	D5	34	3				
PLATE R. FR. ENGINE HANGER	J8	177	13				
PLATE R. SEAT LOCK	H2	117	3				
	H3	119	3				
PLATE RR ENGINE HANGER	J8	177	15				
PLATE RR FENDER SETTING	I10	157	12				
PLATE RR. SIDE SETTING	J7	174	28				
PLATE SETTING	E2	53	17				
PLATE SPRING JOINT	F11	87	5				
PLATE STOPPER	F7	79	12				
PLATE TURN SIGNAL SWITCH SETTING	F5	74	12				

(R)

Description Index

Description	Grid	Page	Ref. No.	Description	Grid	Page	Ref. No.
RING, JOINT TUBE	H12	137	12	RUBBER, MUFFLER MOUNTING	I2	140	14
RING, PISTON	F12	89	30		I3	143	15
RING, SEAL	D3	30	6	RUBBER, PILLION STEP	I5	147	21
RING, SPRING STOPPER	I7	150	9	RUBBER, PURGE CONTROL VALVE MOUNTING	E3	55	32
RING, STOPPER	F12	88	9	RUBBER, RADIATOR MOUNTING	J5	170	8
	F12	88	10		J5	171	18
	G1	90	40		J5	174	16
	G9	106	5		J7	174	29
	I7	150	11		J7	174	29
ROD ASSY A, FR. CONNECTING	D7	39	4	RUBBER, RR EMBLEM SETTING	F10	85	14
ROD ASSY A, RR. CONNECTING	D7	39	6	RUBBER, SHOCK	H4	121	11
ROD ASSY B, FR. CONNECTING	D7	39	4		H6	124	9
ROD ASSY B, RR. CONNECTING	D7	39	6	RUBBER, SPEEDOMETER	F2	68	11
ROD ASSY C, FR. CONNECTING	D7	39	4		F3	70	10
ROD ASSY C, RR. CONNECTING	D7	39	6	RUBBER, STAND	I6	148	8
ROD ASSY D, FR. CONNECTING	D7	39	4	RUBBER, STOPPER	F12	89	34
ROD ASSY D, RR. CONNECTING	D8	41	6		F12	89	35
ROD ASSY E, FR. CONNECTING	D7	39	4		I9	154	13
ROD ASSY E, RR. CONNECTING	D8	41	6	RUBBER, STOPPER ARM CUSHION	I7	151	14
ROD SET A, STARTER LINK	E2	52	3	RUBBER, TACHOMETER	F2	69	15
ROD SET B, STARTER LINK	E2	53	10		F3	71	15
ROD SET, ADJUSTER	G1	91	61				
ROD, ADJUSTING	F12	89	25				
ROD, CLUTCH LIFTER	C11	22	10	(S)			
ROD, PUSH	F7	78	3				
ROD, RR. BRAKE	I4	145	14	SCREW A, AIR CLEANER BASE COVER FIXING	H10	133	36
ROLLER, 15X13	C12	25	16		H12	137	33
ROLLER, 4X13.8	D11	47	26	SCREW B, AIR CLEANER BASE COVER FIXING	H11	134	37
ROLLER, 6X15	C12	25	21		H12	137	34
ROTOR COMP.	D1	26	6	SCREW SET	E2	52	8
RUBBER A, MOUNTING	J8	177	8	SCREW SET A	E4	57	5
RUBBER A, STAND STOPPER	I2	141	27	SCREW SET B	E2	52	8
	I3	143	29	SCREW SET C	E4	57	6
RUBBER B, MOUNTING	J8	177	9	SCREW-WASHER, 3X12	F3	71	32
RUBBER C, MOUNTING	J8	177	10	SCREW-WASHER, 3X22	F3	71	17
RUBBER D, MOUNTING	J8	177	11	SCREW-WASHER, 4X10	E3	55	34
RUBBER, AIR CLEANER CASE MOUNTING	G11	111	1	SCREW-WASHER, 4X10	E3	55	35
RUBBER, AIR PIPE FOUR WAY JOINT MOUNTING	E6	61	22	SCREW-WASHER, 4X12	E3	55	35
RUBBER, BATTERY HOLDER	H9	131	22		F6	77	24
	H9	131	23		F7	79	24
RUBBER, DUST SEAL	I4	144	4		F10	85	22
RUBBER, FUEL PUMP MOUNTING	H7	127	2		H11	134	41
	H9	130	2		I1	138	38
RUBBER, FUEL TANK FR	G12	112	14		J7	175	45
	H1	115	10	SCREW-WASHER, 4X16	E5	59	21
RUBBER, FUEL TANK MOUNTING	G12	112	13		H11	134	42
RUBBER, FUEL TANK PIVOT	G11	111	4	SCREW-WASHER, 4X20	I1	138	38
RUBBER, FUEL TANK RR	H1	115	12	SCREW-WASHER, 4X35	F3	71	26
RUBBER, GEARSHIFT PEDAL	I4	144	10	SCREW-WASHER, 4X6	G12	113	24
RUBBER, MAIN STEP	I5	146	14		H1	115	15
RUBBER, METER SETTING	F2	68	3	SCREW-WASHER, 4X8	F3	71	31
	F3	70	3		G12	113	24
RUBBER, MOUNTING	C1	2	9		H2	117	13

Description Index

Description	Grid	Page	Ref. No.	Description	Grid	Page	Ref. No.
SCREW-WASHER, 4X8	H3	119	13	SCREW, PAN, 6X22	H8	128	27
	I1	138	37	SCREW, PAN, 6X8	I2	140	22
	I11	159	21		I3	143	24
	I11	159	22	SCREW, SOCKET	G1	91	65
SCREW-WASHER, 5X10	J5	171	31	SCREW, SPECIAL, 5X12	H10	133	34
	J7	175	46	SCREW, SPECIAL, 6X10	E6	61	30
SCREW-WASHER, 5X12	E3	55	37	SCREW, SPECIAL, 6X8	J1	163	20
	H9	131	29	SCREW, STAND PIVOT	I6	148	11
	J9	178	38	SCREW, TAPPET ADJUSTING	C7	15	19
SCREW-WASHER, 5X20	F5	74	20	SCREW, TAPPING	F3	71	33
SCREW-WASHER, 5X28	F5	75	21	SCREW, TAPPING, 3X12	F3	71	34
SCREW-WASHER, 5X45	F5	75	22	SCREW, TAPPING, 3X16	F9	83	17
SCREW-WASHER, 5X8	E3	55	36	SCREW, TAPPING, 3X8	F2	69	29
SCREW BLEEDER	D2	29	15		J5	171	32
	D12	49	19		J7	175	47
	G3	94	1	SCREW, TAPPING, 4X10	J3	167	25
	G4	96	1	SCREW, TAPPING, 4X12	J1	163	21
SCREW, FLAT, 4X12	F6	77	23	SCREW, TAPPING, 4X16	F2	69	30
	F7	79	23	SCREW, TAPPING, 4X25	J1	163	22
SCREW, FLAT, 6X16	D10	45	27		J3	167	24
	D11	47	27	SCREW, TAPPING, 4X30	J2	165	21
SCREW, OVAL, 4X8	F2	69	27	SCREW, TAPPING, 5X10	J5	171	33
	F3	71	29	SCREW, WASHER, 4X8	J5	171	30
SCREW, OVAL, 5X20	F2	69	28	SCREW, 4MM	J5	171	30
	F3	71	30	SCREW, 5X10	G2	93	81
SCREW, PAN	E2	53	15	SEAL SET, FR. FORK	G1	90	46
SCREW, PAN, 2X6	F2	69	22	SEAL SET, FR. SHOCK	G1	90	46
	F3	71	25	SEAL, AIR CLEANER BASE	H10	133	10
SCREW, PAN, 3X8	F3	71	28		H12	137	9
SCREW, PAN, 4X10	C12	25	18	SEAL, AIR CLEANER CASE	H10	132	9
	E5	59	20		H12	136	8
SCREW, PAN, 4X15	H10	133	35	SEAL, AIR CLEANER COVER	H10	132	9
	H12	137	32		H12	136	8
SCREW, PAN, 4X20	F2	69	26	SEAL, DUST	G2	92	70
SCREW, PAN, 4X24	F2	69	23	SEAL, DUST, 22X42X7	G5	99	16
SCREW, PAN, 4X6	H5	122	20		G6	101	16
SCREW, PAN, 4X8	E3	55	33	SEAL, OIL	D5	35	15
SCREW, PAN, 5X10	C3	7	17	SEAL, OIL, 14X24X6	D5	35	15
	G2	93	81	SEAL, PISTON	G3	95	20
	H11	134	39		G4	97	18
SCREW, PAN, 5X115	D3	30	4	SEAL, RUBBER	J4	168	2
SCREW, PAN, 5X20	H11	134	40	SEAL, VALVE STEM	C7	14	1
SCREW, PAN, 5X25	C2	5	22		E7	62	2
	C3	7	18	SEAL, WATER PIPE	D12	49	25
SCREW, PAN, 5X28	C2	5	22		D12	49	26
	C3	7	18	SEAT ASSY.	H2	117	2
	C5	10	23	SEAT ASSY., FR.	H3	119	2
	C6	13	19	SEAT ASSY., RR.	H2	117	12
SCREW, PAN, 5X8	C2	5	21		H3	119	12
	C3	7	16	SEAT COMP., BACK	I10	157	10
	C5	10	22	SEAT, FUEL TANK	J8	176	1
	C6	13	18	SEAT, SPRING	F11	87	5
SCREW, PAN, 6X12	D1	26	11		F12	88	8
	H8	128	26		I8	153	7

Description Index

Description	Grid	Page	Ref. No.	Description	Grid	Page	Ref. No.
SEAT. VALVE SPRING INNER	C7	15	17	SOCKET COMP. TURN SIGNAL	J1	162	14
SEAT. VALVE SPRING OUTER	C7	15	16	SPACER A. RING GEAR	G10	108	20
SENDING UNIT. WATER TEMPERATURE	D12	49	18	SPACER B. RING GEAR	G10	108	20
SENSOR. FUEL RESERVE	G12	112	17	SPACER C. RING GEAR	G10	108	20
	H1	115	14	SPACER D. RING GEAR	G10	108	20
SENSOR. STOP & TAILLIGHT	I9	155	5	SPACER E. RING GEAR	G10	108	20
	I10	157	3	SPACER F. RING GEAR	G10	108	20
SHAFT ASSY. DRIVE	I7	151	12	SPACER G. RING GEAR	G10	108	20
SHAFT COMP. GEARSHIFT FORK	D11	46	4	SPACER H. RING GEAR	G10	108	20
SHAFT SET. CROSS	E1	51	11	SPACER I. RING GEAR	G10	108	20
SHAFT. FUEL TANK PIVOT	G11	111	3	SPANNER. PIN	J10	180	10
SHAFT. SHIFT DRUM STOPPER PIVOT	D11	47	13	SPANNER. 10X12	J10	180	12
SHAFT. VALVE ROCKER ARM	C7	15	7	SPANNER. 14X17	J10	180	13
	C7	15	8	SPANNER. 8MM	J10	180	11
SHIM A. PINION GEAR	G9	107	18	SPARK UNIT	H9	130	13
SHIM A. STOPPER PIN	G9	107	17		I9	155	1
SHIM B. PINION GEAR	G9	107	18		I9	155	2
SHIM B. STOPPER PIN	G9	107	17	SPEEDOMETER ASSY.	F2	68	7
SHIM C. PINION GEAR	G9	107	18		F3	70	8
SHIM D. PINION GEAR	G9	107	18	SPINDLE COMP. GEARSHIFT	D11	47	16
SHIM E. PINION GEAR	G9	107	18	SPRING	E5	58	12
	G10	108	18		E5	58	13
SHIM F. PINION GEAR	G9	107	18	SPRING A. BRAKE ROD	I4	145	26
	G10	108	18	SPRING A. PURGE TUBE COVER	J12	184	7
SHIM G. PINION GEAR	G9	107	18	SPRING B. FR. SHOCK	F11	87	3
	G10	108	18	SPRING B. PURGE TUBE COVER	J12	184	10
SHIM. COUNTERSHAFT	E1	50	8	SPRING C. PURGE TUBE COVER	J12	184	11
SHIM. CROSS SHAFT	E1	50	10	SPRING G. MAIN STAND	I6	149	16
SHIM. DAMPING	G5	99	12	SPRING. AIR VENT CONTROL VALVE TUBE			
	G6	101	12	COVER	J12	184	13
SHOCK ABSORBER ASSY. L. FR.	G1	90	48	SPRING. CARBON BRUSH	D3	30	3
SHOCK ABSORBER ASSY. L. RR.	I8	153	12	SPRING. CHARGE TUBE COVER	J11	182	7
SHOCK ABSORBER ASSY. R. FR.	F11	87	1		J12	184	6
SHOCK ABSORBER ASSY. R. RR.	I8	153	1	SPRING. CLICK	F12	89	26
SHOE COMP. RR. BRAKE	G7	102	5	SPRING. CLUTCH	C11	22	9
SHOE SET. BRAKE	G7	103	NI	SPRING. DAMPER CAM	I7	150	4
SHROUD COMP.	J5	170	3	SPRING. FR. BRAKE SHOE	G7	103	10
	J6	173	3	SPRING. FR. SHOCK	F11	87	2
SLEEVE	G3	95	11	SPRING. FR. SHOCK REBOUND	F12	88	12
	G4	97	11	SPRING. FR. VACUUM PISTON	E4	57	10
SLEEVE. FR. CALIPER BRACKET	G3	95	14	SPRING. FUEL TUBE COVER	H1	114	1
	G4	97	22		H7	127	4
SLEEVE. SHOCK PIPE	F12	89	16		J5	170	1
SLIDER. STEP	I5	146	7		J6	173	1
SOCKET COMP.	F2	68	9	SPRING. GEARSHIFT ARM	D11	47	17
	F3	70	5	SPRING. GEARSHIFT RETURN	D11	47	18
SOCKET COMP. TURN SIGNAL	J1	162	14	SPRING. NEUTRAL STOPPER	D11	47	15
SOCKET COMP. ILLUMINATION	F2	68	10	SPRING. OIL LOCK VALVE	F12	88	7
	F3	70	11	SPRING. PAD	G3	94	8
	F3	71	16		G4	96	8
SOCKET COMP. PILOT BOX	F2	68	5	SPRING PISTON	F12	89	19
SOCKET COMP. TURN SIGNAL	I12	160	5		F12	89	20
	I12	161	9	SPRING. PROPELLER SHAFT	I7	150	6
	I12	161	12	SPRING. PURGE TUBE COVER	J11	182	8

Description Index

Description	Grid	Page	Ref. No.	Description	Grid	Page	Ref. No.
SPRING. REBOUND	F12	88	12	STRAINER COMP. FUEL	H9	130	6
SPRING. ROCKER ARM ASSIST	C7	15	10	STRAINER. OIL	D3	31	7
SPRING. RR. BRAKE	I4	145	17	SUB FRAME COMP.	J8	177	12
SPRING. RR. BRAKE SHOE	G7	103	10	SUB HARNESS. HORN	F10	84	1
SPRING. RR. SHOCK	I8	153	2	SUB TANK. FUEL	G12	112	12
SPRING. RR. VACUUM PISTON	E5	58	11	SUB WIRE. THERMOSTAT	J7	175	35
SPRING. SEAT LOCK	H2	117	5	SUSPENSION. FUEL CUT RELAY	H7	127	15
	H3	119	5		J3	167	13
SPRING. SHIFT DRUM STOPPER	D11	47	14	SUSPENSION. TURN SIGNAL RELAY	H5	122	13
SPRING. SIDE STAND	I6	148	7		H6	125	16
SPRING. SLAVE CYLINDER	D2	28	12	SWINGARM ASSY. RR.	I7	151	15
SPRING. STARTING CLUTCH ROLLER	C12	24	6	SWITCH ASSY. CHANGE	D1	26	9
SPRING. STEP RETURN	I5	146	6	SWITCH ASSY. CLUTCH	F7	78	7
SPRING. STOP SWITCH	I4	145	13	SWITCH ASSY. COMBINATION & LOCK	F8	81	2
SPRING. TENSIONER	C8	16	4	SWITCH ASSY. FR. STOP	F6	76	1
SPRING. VALVE INNER	C7	15	14	SWITCH ASSY. OIL PRESSURE	D5	34	7
SPRING. VALVE OUTER	C7	15	13	SWITCH ASSY. RR. STOP	I4	145	11
SPROCKET. CAM	C8	16	1		I4	145	12
SPROCKET. OIL PUMP DRIVE	C10	21	1	SWITCH ASSY. STARTER MAGNETIC	H4	121	9
SPROCKET. OIL PUMP DRIVEN	D3	31	4		H6	124	6
STABILIZER. FR. SHOCK	G1	91	62	SWITCH ASSY. STARTER ENGINE STOP	F4	73	7
STAND COMP. MAIN	I6	148	1		F4	73	8
STATOR COMP.	D1	26	7	SWITCH ASSY. TURN SIGNAL	F4	73	10
STAY A. PULSE ALTERNATOR	C12	25	10		F5	74	11
STAY A. RR. COVER	E1	50	2	SWITCH COMP. STARTER MAGNETIC	H6	124	7
STAY B. PULSE ALTERNATOR	C12	25	11				
STAY COMP. B. RR. COVER	D2	28	5				
STAY. AIR SUCTION VALVE	E6	60	13				
STAY. FR. TURN SIGNAL	I12	161	10				
STAY. FUEL PUMP	H9	130	3	(T)			
	H9	130	5	T-JOINT	E3	54	26
STAY. FUEL TANK PIVOT	G12	112	10	TACHOMETER ASSY.	F2	68	13
STAY. FUEL TANK SUPPORT	G12	112	9		F3	71	13
STAY. FUEL VALVE	H8	128	20	TAILLIGHT UNIT	J2	164	1
STAY. HORN	F10	84	2		J3	166	1
STAY. INSTRUMENT	F3	70	6	TANK COMP. FUEL	G11	111	2
STAY. L. AIR CLEANER CHAMBER SETTING	H12	137	19	TANK SUB ASSY. FUEL	H1	114	7
STAY. L. AIR CLEANER COVER	H12	137	19	TANK. AIR INTAKE CONTROL VALVE			
STAY. L. HEADLIGHT	F1	66	11	CHAMBER	E6	61	25
STAY. R. AIR CLEANER COVER	H12	137	18	TANK. RESERVE	J5	170	9
STAY. R. HEADLIGHT	F1	66	10		J7	174	19
STAY. RESERVE TANK	J7	174	20	TANK. STORAGE	H10	133	23
STAY. RESERVE TANK SETTING	H4	121	1		H12	137	23
STAY. RR. GRAB RAIL SETTING	I10	157	6	TENSIONER. CAM CHAIN	C8	16	5
STAY. RR. TURN SIGNAL	J1	162	15	TERMINAL SET. BRUSH	D3	30	2
STAY. RUBBER LOWER	G9	106	4	THERMOSTAT	D12	48	1
STAY. STOP SWITCH	I4	145	18	THERMOSWITCH ASSY.	J5	171	25
STEM COMP. STEERING	F10	84	5		J7	175	37
STOPPER. KEY BODY	H9	131	26	THREAD COMP. STEERING HEAD UPPER	F10	84	8
STOPPER. SEAT LOCK CABLE	H2	117	9	THREAD. STEERING HEAD TOP	F10	85	17
	H3	119	9	TIRE ASSY. FR.	G5	98	8
STOPPER. SPRING	I7	150	7		G6	100	8
STOPPER. STEP RUBBER	I5	146	8	TIRE ASSY. RR.	G8	104	7
STRAINER COMP. FUEL	H7	127	5	TOOL SET	J10	180	2
				TOP COMP.	E5	58	14

